

THE BAMBI & SAFARI TRAVEL TRAILER STANDARD FEATURES AND OPTIONS

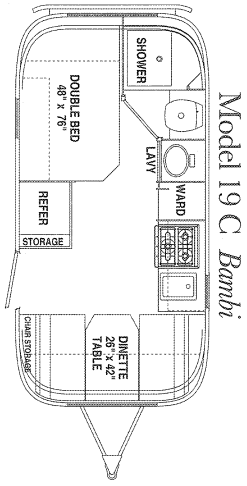
CHASSIS	19'	23'	25'	27'
Electric Drum Brakes—10"	NA	S	S	NA
Electric Drum Brakes—12"	S	NA	NA	S
Radial Tires—14"	NA	S	S	NA
Radial Tires—15"	S	NA	NA	S
Spoked Steel Wheels	S	S	S	S
Manual Hitch Jack	S	S	S	S
Rear Stabilizer Jacks (2)	S	S	S	S
INTERIOR FEATURES				
76" Deluxe Lounge	NA	S	S	S
Living Room Lift-up Table (NA 6-sleeper)	NA	S	S	S
Wardrobe	S	S	S	S
Hanging Shirt Storage (w/in only)	NA	NA	S	S
EXTERIOR FEATURES				
Patio Awning	S	S	S	S
Awning Rails (R.S. & C.S.)	S	S	S	S
Exterior Lighting Package	S	S	S	S
Exterior Access Doors	S	S	S	S
Steel Step	S	S	S	S
Frosted Door Window	S	S	S	S
Solar Grey Windows	S	S	S	S
Solar Stone Guard	S	S	S	S
LPG Bottle Cover	S	S	S	S
Rear Bumper Sewer Hose Storage	S	S	S	S
Underbelly Enclosed and Insulated	S	S	S	S
30# Steel LPG Tanks	S	S	S	S

GALLEY	19'	23'	25'	27'
42" x 74" Dinette (6-sleeper)	NA	NA	S	NA
Galley Lift-up Shelf	S	S	S	S
Pantry Storage	NA	NA	S	S
Range Hood w/Vent and Light	S	S	S	S
Double Porcelain Sinks	NA	S	S	S
Single Porcelain Sink	S	NA	NA	NA
Sink Covers (2)	NA	S	S	S
Sink Cover (1)	S	NA	NA	NA
Bi-fold Range Cover	S	S	S	S
BATHROOM				
Full Fiberglass Shower	S	S	S	S
Ceiling Vent w/Van (bath)	S	S	S	S
BEDROOM				
Innerspring Mattress	S	S	S	S
Quilted Bedspreads	S	S	S	S
APPLIANCES				
Cable TV & Telephone Package Includes: TV Jack with (2) 12-volt Outlets; Cable Outlets (2), Telephone Outlet	S	S	S	S
Manual TV Antenna with Splitter	S	S	S	S
AM/FM/Cassette Stereo	S	S	S	S
Tank Monitoring System—Wall Mount	S	S	S	S
3-burner Range w/Oven	NA	NA	NA	S
Micro-wave Oven	NA	NA	O	O
Convection Microwave	NA	S	S	NA
Rater (4 cu. ft. 19'; 6 cu. ft. 23'/25')	NA	NA	NA	S
Rater 8 cu. ft.	NA	NA	NA	S

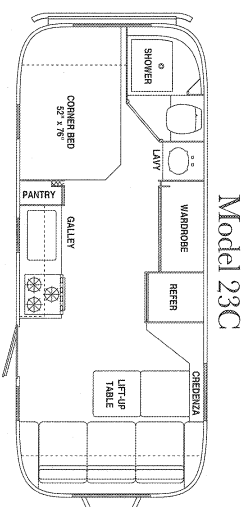
SYSTEMS/ELECTRICAL	19'				23'				25'				27'			
	19'	23'	25'	27'	19'	23'	25'	27'	19'	23'	25'	27'	19'	23'	25'	27'
11,000 BTU A/C with Heat Strip	S	S	S	NA	S	S	S	NA	S	S	S	S	S	S	S	S
13,500 BTU Air Conditioner with Heat Strip	NA	NA	NA	S	NA	NA	NA	S	NA	NA	NA	S	NA	NA	NA	S
Furnace: (16,000 BTU 19') (25,000 BTU 23' & 25') (30,000 BTU 27')	S	S	S	S	S	S	S	S	S	S	S	S	S	S	S	S
50-amp Converter	S	S	S	S	S	S	S	S	S	S	S	S	S	S	S	S
12-volt Battery Disconnect	S	S	S	S	S	S	S	S	S	S	S	S	S	S	S	S
SYSTEMS/ELECTRICAL																
6-gal. Water Heater with Electronic Ignition																
Water Heater Bypass Kit																
Water Pump Switch (galley)																
Automatic 2-stage Regulator																
7-way Trailer Plug																
Smoke Detector																
LPG Detector																

SPECIFICATIONS	Bambi				Safari					
	19'	23'	25'	27'	19'	25'C	25'A	25'B	27'A	27'B
Length—Exterior	19'2"	23'11"	25'11"	25'11"	25'11"	25'11"	25'11"	25'11"	27'11"	27'11"
Width—Exterior	8'0"	8'5 1/2"	8'5 1/2"	8'5 1/2"	8'5 1/2"	8'5 1/2"	8'5 1/2"	8'5 1/2"	8'5 1/2"	8'5 1/2"
Width—Interior	7'7"	8'1"	8'1"	8'1"	8'1"	8'1"	8'1"	8'1"	8'1"	8'1"
Height—Exterior w/AC	9'5"	9'7"	9'7"	9'7"	9'7"	9'7"	9'7"	9'7"	9'7"	9'7"
Height—Interior w/AC	6'3 1/2"	6'3 1/2"	6'3 1/2"	6'3 1/2"	6'3 1/2"	6'3 1/2"	6'3 1/2"	6'3 1/2"	6'3 1/2"	6'3 1/2"
Hitch Ball Height	1 3/4"	1'5 1/2"	1'5 1/2"	1'5 1/2"	1'5 1/2"	1'5 1/2"	1'5 1/2"	1'5 1/2"	1'5 1/2"	1'5 1/2"
Hitch Weight (lbs.) (typical unit)	500	500	680	680	680	680	680	680	730	730
GVWR—Gross Vehicle Weight Rating (lbs.)	4,500	6,300	6,300	6,300	6,300	6,300	6,300	6,300	7,300	7,300
UVW—Unloaded Vehicle Weight (lbs.)	3,600	4,700	4,770	4,920	4,850	4,850	4,850	4,850	5,440	5,390
NCC—Net Carrying Capacity (lbs.)	900	1,600	1,530	1,380	1,450	1,450	1,450	1,450	1,860	1,910
Tire Size	ST225/75R15	ST205/75R14	ST205/75R14	ST205/75R14	ST205/75R14	ST205/75R14	ST205/75R14	ST205/75R14	ST225/75R15	ST225/75R15
Fresh Water (gal.)	24 1/2	39	39	39	39	39	39	39	39	39
Grey Water (gal.)	21	39	39	39	39	39	39	39	37	37
Black Water (gal.)	8	23	23	23	33	33	33	33	39	39

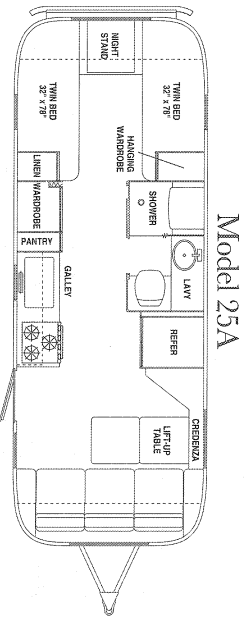
Specifications are subject to change without notice. Canadian specifications will differ from U.S.



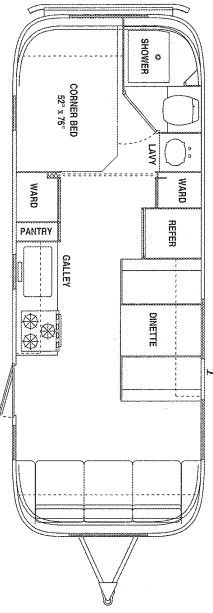
Model 19 C Bambi



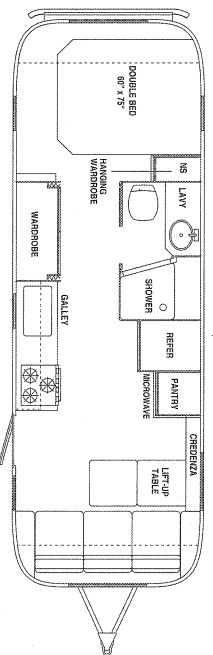
Model 23C



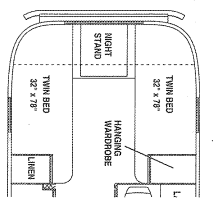
Model 25A



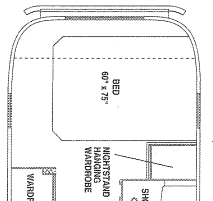
Model 25 C 6-Sleeper



Model 27B



Model 27A



Model 25B