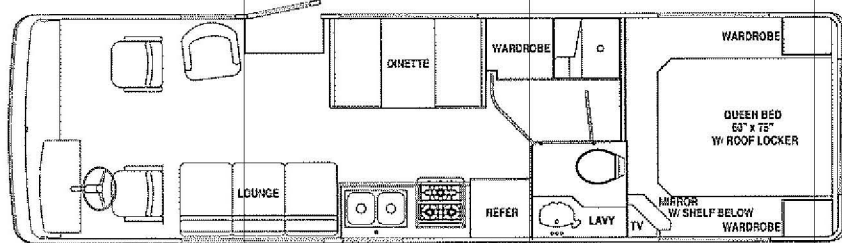


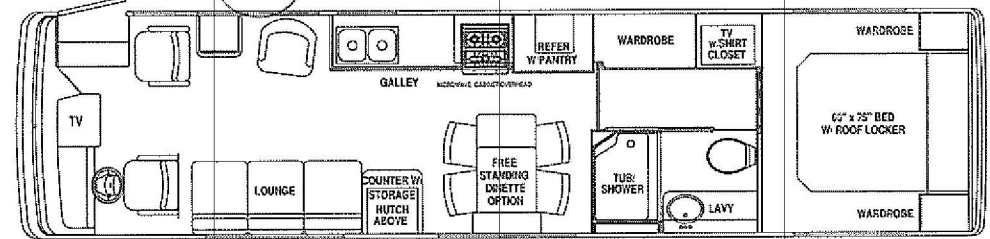
CUTTER FLOORPLANS AND SPECIFICATIONS

With Airstream's nearly Sixty-five years of experience building vehicles that have become American institutions, you can feel confident your Airstream Cutter is designed for truly outstanding livability. Cutter floorplans represent the ultimate in space planning for comfort and convenience, with truly impressive storage capacity and many standard features that are expensive options on other motorhomes.

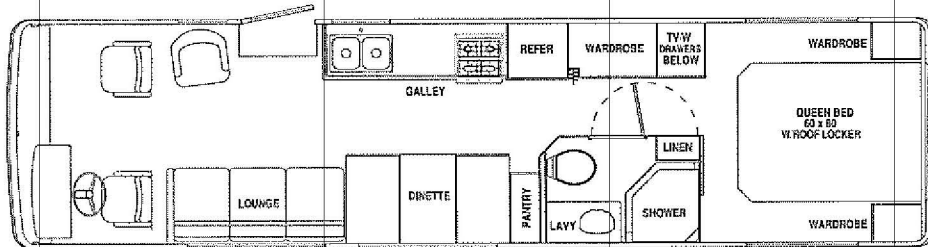
30' Gas-powered Cutter



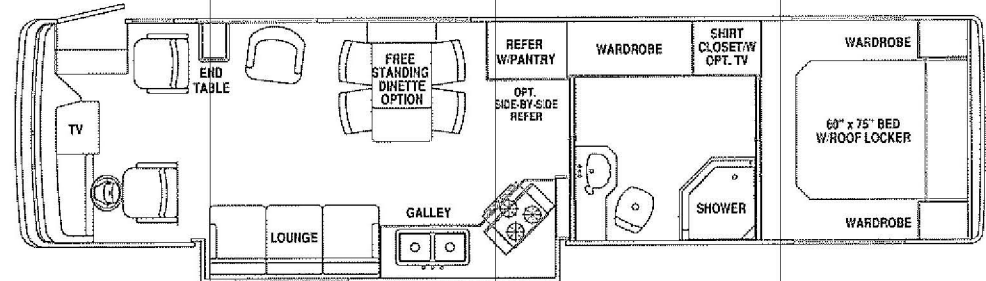
Cutter 35' Diesel Pusher shown with optional free-standing dinette



34' Gas-powered Cutter



Cutter 35' Diesel Pusher Slide shown with optional free-standing dinette



Product information, specifications and photography in this brochure were as accurate as possible at time of printing. Since we continually strive to improve our products, actual products may differ. Prices and specifications are subject to change without notice. All capacities are approximate and dimensions are nominal. Some features or options may be different or unavailable in Canada.

Vehicle Loading—Every effort has been made to provide the greatest number of options for the recreation vehicle owner. Along with these choices comes the responsibility to manage the loads that are imposed by the choices so that they remain within the manufacturer's specified chassis weight limits. Do not overload the recreation vehicle.

Dry weights based on standard features; optional equipment not included. Net carrying capacity (NCC) determined by subtracting unloaded vehicle weight (UVW) from gross vehicle weight (GVWR) and includes fluids, options and cargo. Liquid capacities and weights are approximations only.

Warning: This information is intended as a guide only. Weights of individual vehicles may vary. Consult your owner's manual for complete loading, weighing and towing instructions.

Optional twin beds available 30' and 34'

