

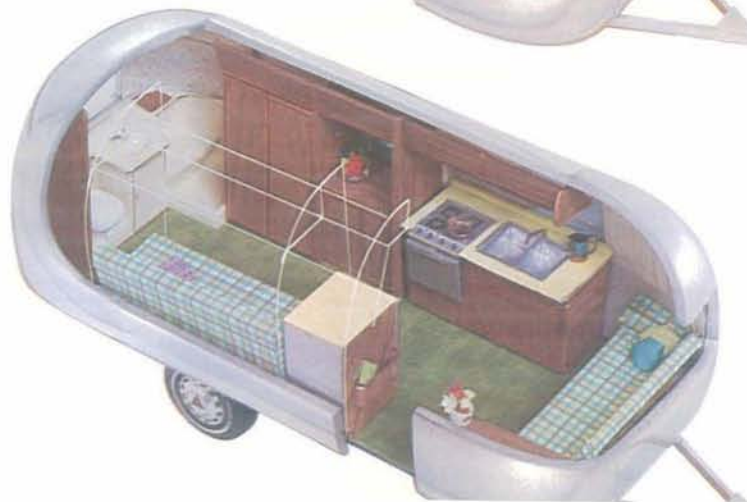
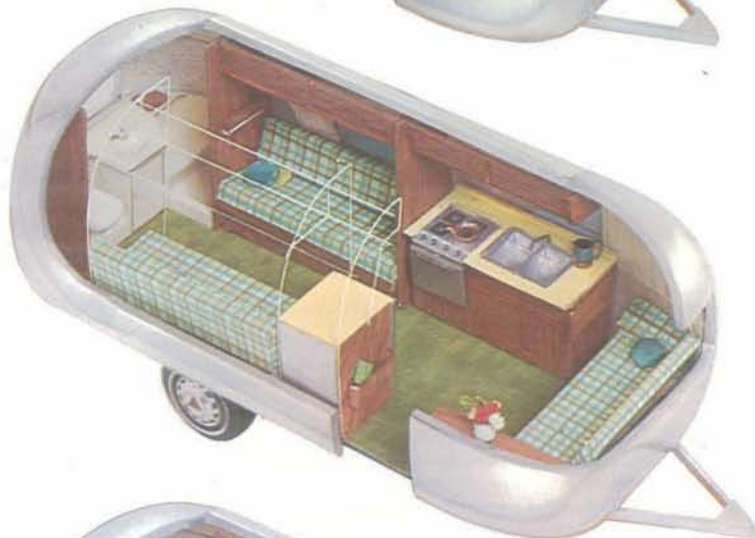
AIRSTREAM FLOOR PLANS

Every Airstream is built to the same precise standards. All Airstreams have 12 volt electric brakes on every wheel. All are completely self-contained. The difference in the two series is in the degree of self-containment, size and amount of accessory equipment and quality of interior furnishings.

The Land Yacht Series includes the 21 foot Globe Trotter, 23 foot Safari and the 25 foot Tradewind. It comes equipped with an automatic water system (including Univolt marine water pump and 45 gallon polyethylene water tank); Univolt electrical system to provide power at all times to all interior lights and fans (in addition to the 110 volt wiring for convenience outlets); built-in 100 ampere 12 volt battery; a battery charger with protective voltage regulator; back-up lights; two 5 gallon gas bottles; a sealed

unit space heater with circulating fan and heater ducts; combination gas/electric refrigerator; 6 gallon gas water heater; exclusive Perma-Tech furniture; a modern combination toilet-shower room; marine type toilet; a bathroom exhaust fan; two 12 volt outlets; TV jack; a polyethylene holding tank to provide toilet convenience away from sewer hook-up; stainless steel galley sinks; and beautiful nylon carpet in all areas.

The International Land Yacht Series is available in the 27 foot Overlander, 29 foot Ambassador and 31 foot Sovereign of the Road. The 29 and 31 foot models are available with the new center bathroom. This series represents the ultimate in regular-production travel completeness and luxury. In addition to all the basic equipment that is included in the Land Yacht Series, this series includes: Two 7 gallon gas bottles; an automatic switchover gas regulator valve; central control panel (includes battery condition meter, ammeter, water pump indicator, water level gauge, holding tank gauge, battery-operated clock, outside thermometer); two translucent Solardome vents; a Univolt ceiling exhaust fan; a Univolt range exhaust fan; two sink covers with cutting boards; deluxe plumbing hardware; Everpure water purifier; 10 gallon gas water heater; choice of fixed or pull-out twin or double beds; bedroom wall comfort cover; bright-anodized aluminum hubcaps; entrance light; and luxurious, long-wearing polyester carpet in all areas including the bathroom.



The 1973 Airstream fleet offers you 15 exciting models to give you total travel pleasure!

21 FT. GLOBE TROTTER
(Land Yacht)

Hitch Weight: 420 lbs.
Total Weight: 3,380 lbs.

23 FT. SAFARI TWIN
(Land Yacht)

Hitch Weight: 580 lbs.
Total Weight: 3,410 lbs.

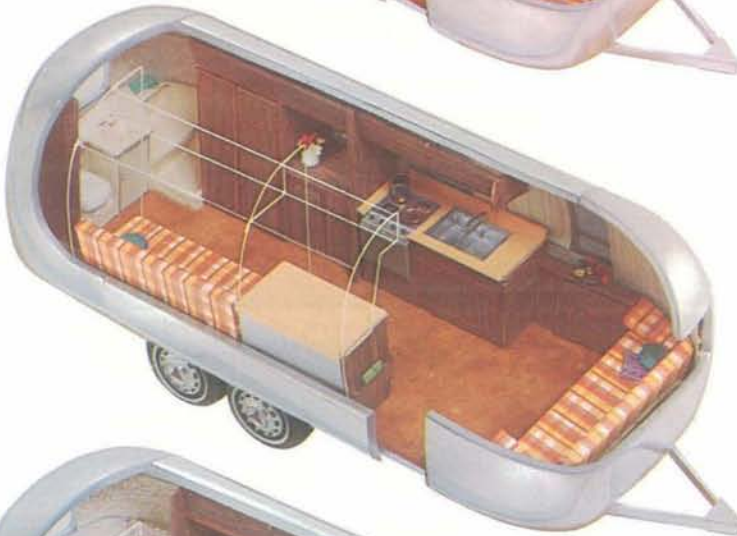
23 FT. SAFARI DOUBLE
(Land Yacht)

Hitch Weight: 570 lbs.
Total Weight: 3,450 lbs.



25 FT. TRADE WIND TWIN
(Land Yacht)

Hitch Weight : 610 lbs.
Total Weight : 4,100 lbs.



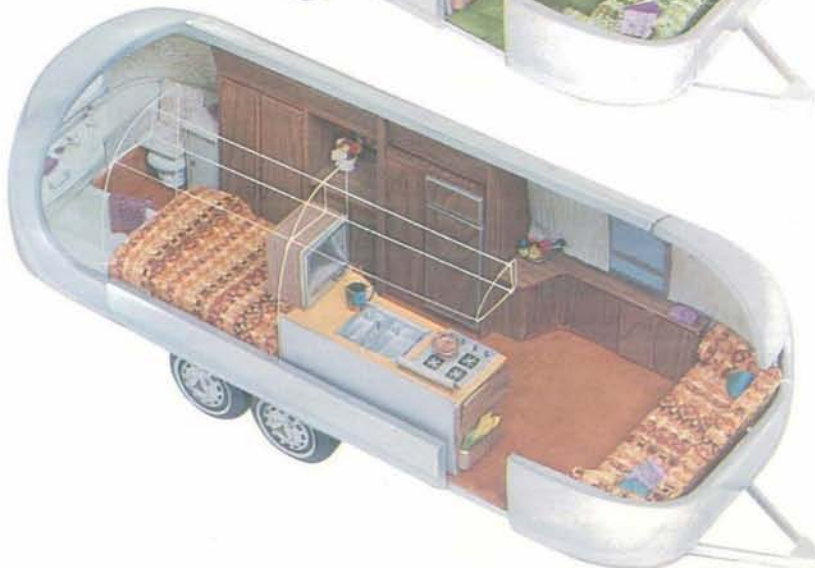
25 FT. TRADE WIND DOUBLE
(Land Yacht)

Hitch Weight : 630 lbs.
Total Weight : 4,180 lbs.



27 FT. OVERLANDER TWIN
(International Land Yacht)

Hitch Weight : 515 lbs.
Total Weight : 4,545 lbs.




27 FT. OVERLANDER DOUBLE
(International Land Yacht)


Hitch Weight : 500 lbs.
Total Weight : 4,570 lbs.



29 FT. AMBASSADOR TWIN
REAR BATH
(International Land Yacht)
Hitch Weight : 515 lbs.
Total Weight : 4,825 lbs.



29 FT. AMBASSADOR DOUBLE
REAR BATH
(International Land Yacht)
Hitch Weight : 485 lbs.
Total Weight : 4,820 lbs.



29 FT. AMBASSADOR TWIN
CENTER BATH
(International Land Yacht)
Hitch Weight : 735 lbs.
Total Weight : 4,740 lbs.




29 FT. AMBASSADOR DOUBLE
CENTER BATH
(International Land Yacht)
Hitch Weight : 720 lbs.
Total Weight : 4,710 lbs.



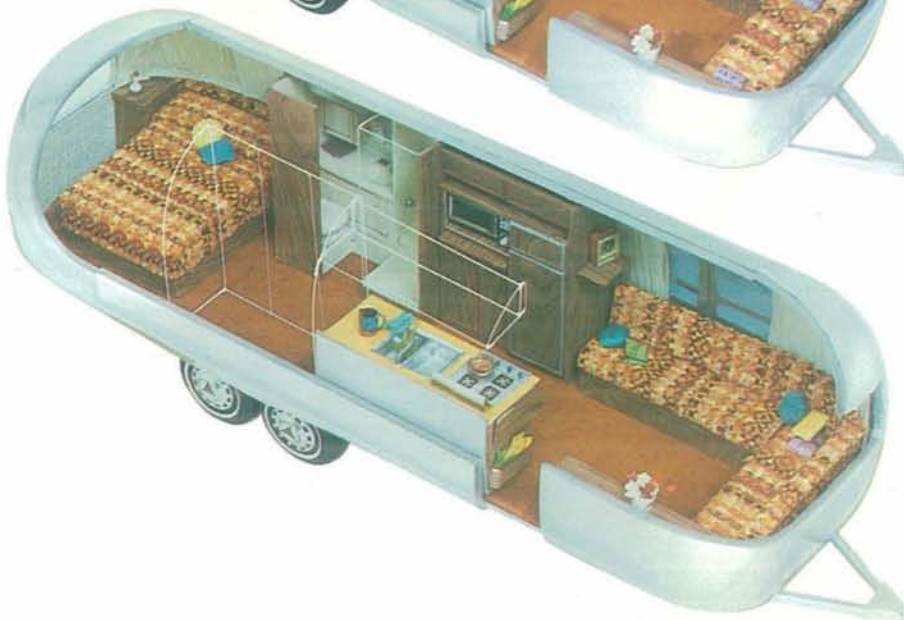
**31 FT. SOVEREIGN TWIN
REAR BATH**
(International Land Yacht)
Hitch Weight : 485 lbs.
Total Weight : 5,005 lbs.



**31 FT. SOVEREIGN DOUBLE
REAR BATH**
(International Land Yacht)
Hitch Weight : 490 lbs.
Total Weight : 5,035 lbs.



**31 FT. SOVEREIGN TWIN
CENTER BATH**
(International Land Yacht)
Hitch Weight : 695 lbs.
Total Weight : 4,920 lbs.



**31 FT. SOVEREIGN DOUBLE
CENTER BATH**
(International Land Yacht)
Hitch Weight : 730 lbs.
Total Weight : 4,915 lbs.