

AIRSTREAM

28 FT. AMBASSADOR



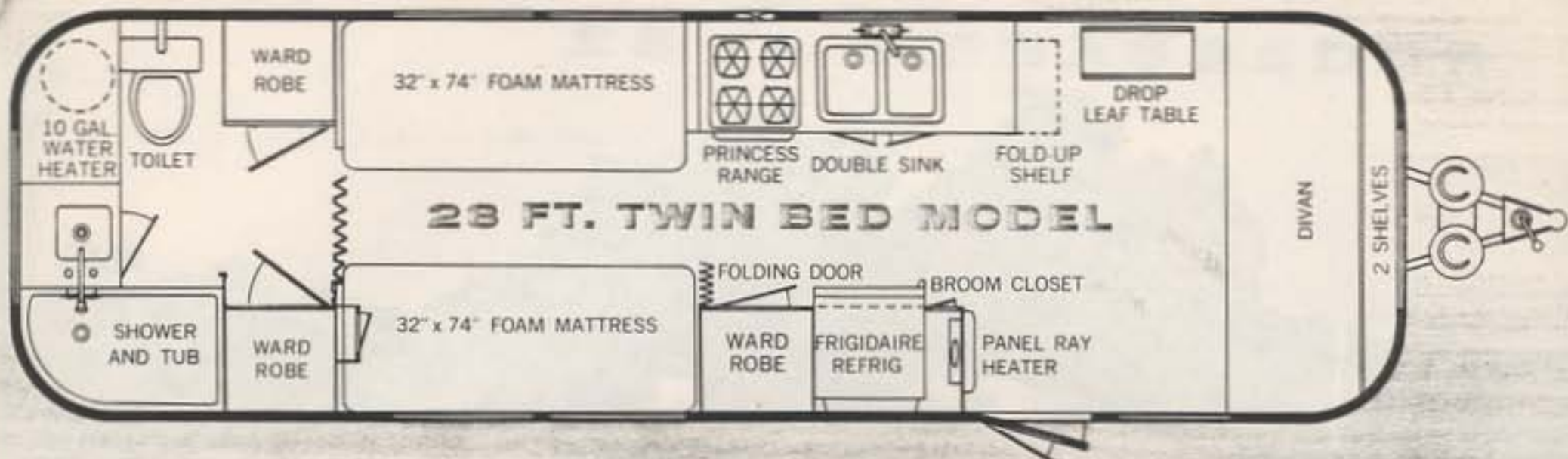
"It has 'go-anywhere ability' . . .," that's the way one experienced Caravaner described the new 28' Ambassador—and you'll find this true of the feature-crammed topper in the Airstream line. Coupled to the longest American car currently in production, the Ambassador is within the highway limits of the majority of states and it is strictly designed to be owner-towed . . . anywhere in the world. When fitted with Airstream-pioneered self-containment extras, such as pressurized hot and cold water, bathroom, etc., without dependence on outside connections — the Ambassador becomes the travel-trailerist's dream come true. New color-coordinated interiors (developed by a famous group of interior decorators working with Airstream engineers), increased storage and closet area and the spaciousness of a planned living area make the Ambassador as luxurious as it is efficient.



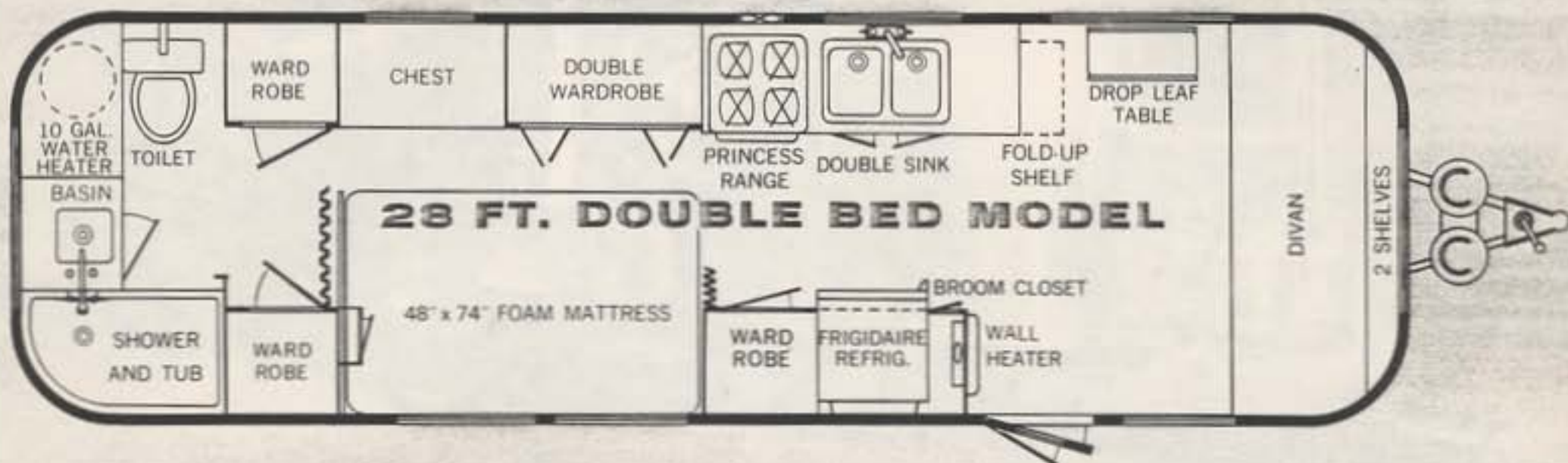
*travel tested over
the highways of the world*



AIRSTREAM INC.



BEAUTIFUL, COLOR-COORDINATED INTERIORS



SPECIFICATIONS AND STANDARD EQUIPMENT *

ALWAYS THESE FAMOUS AIRSTREAM FEATURES...

- all-metal, all-aluminum aircraft construction
- all-riveted unitized body
- all-steel undercarriage
- all-over aircraft-type fiberglass insulation
- vibration-proof fastenings

Overall length—28 ft.	Formica galley top	Shower over tub
Body length—25 ft.	Formica table	Divan front
Overall weight—4190 lbs.	Large wash basin	Full screen door
Hitch weight—350 lbs.	Flush toilet	3 closets
Heavy duty axle	Double sinks	Medicine cabinet
Tandem wheels—truck tires	Electric water heater	18 ft. awning rail
Electric & hydraulic brakes	Inlaid linoleum	Touch control built in step
Steel bumper	Gear operated windows	Warp-free hollow core doors
2" fiberglass insulation	Escape windows	Stainless steel door hinges
Airfoam mattresses	Double butane tanks	Twin bed has 19 drawers
8 cu. ft. Frigidaire	Astradome vent	Double bed has 17 drawers
Oven and broiler stove	Overhead cabinets	Outside outlet
Wall mounted stove fan	Broom closet	Trunk door

*Subject to change without notice

SINCE 1932 THE WORLD'S FINEST LIGHTWEIGHT TRAVEL TRAILERS

AIRSTREAM INC • 12804 E. FIRESTONE BLVD, SANTE FE SPRINGS, CALIF • SANTA ANA FREEWAY AT ROSEGRANS



24' Trade Wind

'60

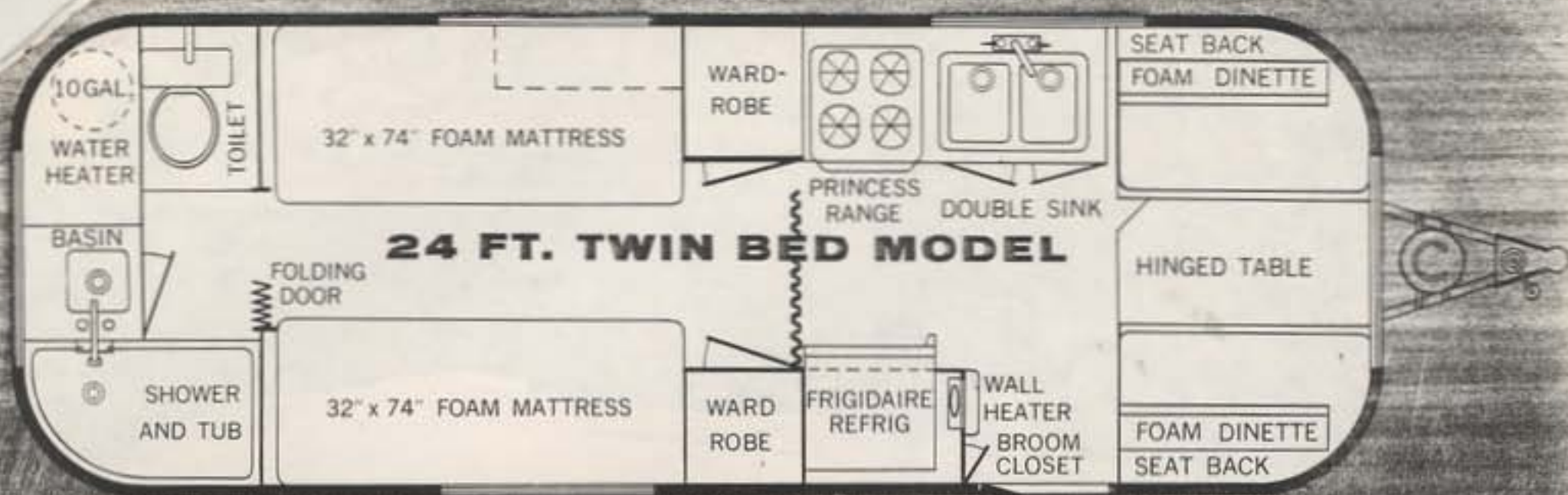
A new thrill awaits you when you take to the open road in this superb example of Airstream's advanced engineering. The 24' Trade Wind is the answer for those who want the spaciousness of a larger trailer with the mobility of a smaller unit. More head room, new bathroom design, added closet and storage space with no sacrifice of liveability anywhere are wrapped in the neatest 24' all-aluminum package ever seen. In no other trailer will you find all the Airstream features which contribute so much to the feeling of luxury and security that is yours in an Airstream. As nimble as a mountain goat on any highway anywhere in the world your Trade Wind is more than merely functional, it will be the center of attraction wherever you park, at home or abroad. Tow it with the knowledge you have the finest travel trailer in a line that has set industry standards since 1932.



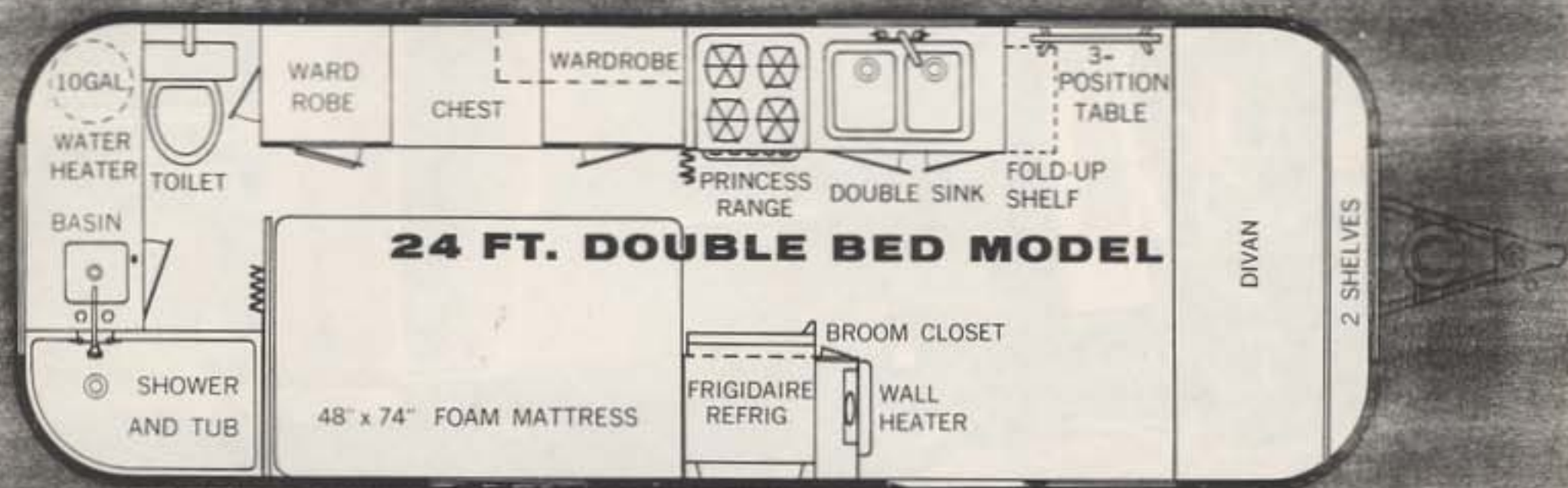
*travel tested over
the highways of the world*



AIRSTREAM



BEAUTIFUL, COLOR-COORDINATED INTERIORS



SPECIFICATIONS AND STANDARD EQUIPMENT*

ALWAYS THESE FAMOUS AIRSTREAM FEATURES...

- all-metal, all-aluminum aircraft construction
- all-riveted unitized body
- all-steel undercarriage
- all-over aircraft-type fiberglass insulation
- vibration-proof fastenings

Overall length—24 ft.	Formica galley top	Shower over tub
Body length—21 ft.	Formica table	Divan front in double bed model
Overall weight—3,450 lbs.	Large wash basin	Airfoam dinette in twin bed model
Hitch weight—340 lbs.	Flush toilet	Full screen door
Heavy duty axle	Double sinks	2 closets
8 ply tires	Electric water heater	Medicine cabinet
Hydraulic brakes	Inlaid linoleum	14 ft. awning rail
Steel bumper	Gear operated windows	Touch control built in step
2" fiberglass insulation	Escape windows	Warp-free hollow core doors
Airfoam mattresses	Butane tank	Stainless steel door hinges
8 cu. ft. Frigidaire	Astradome vent	Twin bed has 19 drawers
Oven and broiler stove	Overhead cabinets	Double bed has 17 drawers
Stove fan	Broom closet	Outside outlet
		Trunk door

* Subject to change without notice

SINCE 1932 THE WORLD'S FINEST LIGHTWEIGHT TRAVEL TRAILERS

AIRSTREAM TRAILERS INC • 12804 E. FIRESTONE BLVD, SANTE FE SPRINGS, CALIF • SANTA ANA FREEWAY AT ROSECRANS

AIRSTREAM 22 FT. FLYING CLOUD



Window positions are determined by interior floor plans

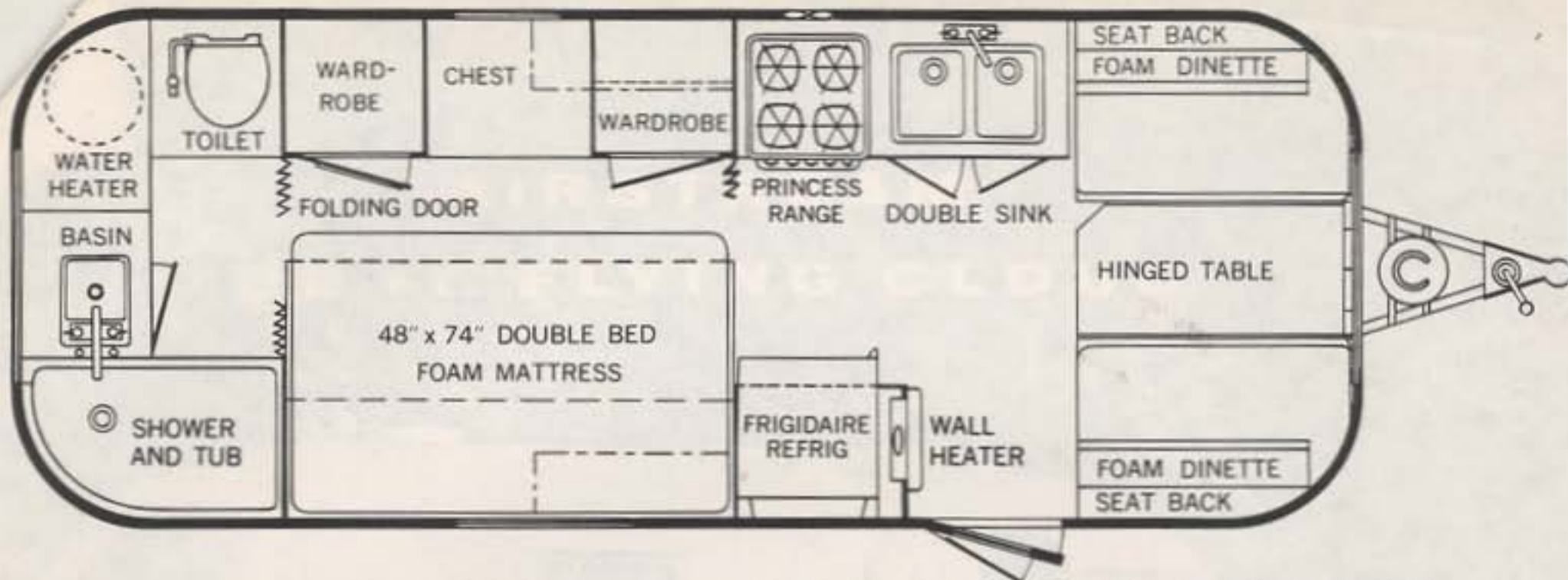
Spectacular new features have been added to this great Airstream favorite . . . all designed to give you the utmost in faster, safer, more comfortable travel. It's unusually lightweight and compact, yet offers remarkable spaciousness for all your travel-living needs. You'll be captivated by the Flying Cloud's ingenious interior arrangement and numerous "comfort" features . . . double bed or twin bed models with superbly comfortable mattresses; a great big new bathroom with separate shower and toilet; more closet, shelf and drawer space; double sink and lots of formica for greater appeal and convenience; oven and broiler stove; combination ice-electric refrigerator — many other exciting features, too. If you want to travel, if you want modern styling and durability, be sure to test-ride this great new Flying Cloud. You're on your way to a new world of travel-adventure.



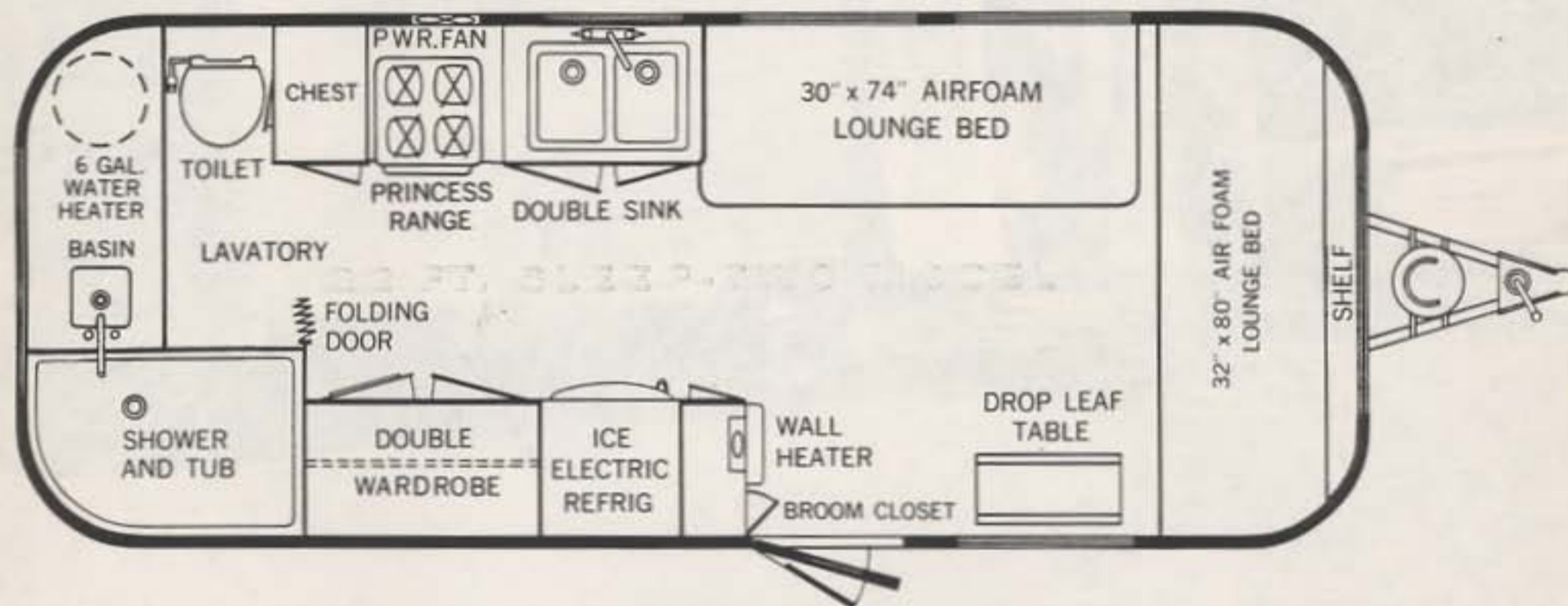
*travel tested over
the highways of the world*



AIRSTREAM INC.



BEAUTIFUL, COLOR-COORDINATED INTERIORS



SPECIFICATIONS AND STANDARD EQUIPMENT *

GENERAL SPECIFICATIONS—BOTH MODELS

Overall length—22 ft.	Formica galley top
Body length—19 ft.	Double sink
Overall weight—2900 lbs.	Inlaid linoleum
Hitch weight—300 lbs.	Electric water heater
8-ply tires	Gear-operated windows
Heavy-duty axle	Escape windows
Hydraulic brakes	Butane tank
2" fiberglass insulation	Full screen door
Steel bumper	Stainless steel door hinges
Flush toilet	12 ft. awning rail
Oven and broiler stove	Trunk door
Stove fan	Astradome vent
Warp-free hollow core doors	Touch control built-in step

ADDITIONAL SPECIFICATIONS DOUBLE BED MODEL

Airfoam dinette
Table
Comb. ice-electric refrig.
48" x 74" airfoam bed
Fiberglass bathtub with shower
Medicine chest
Fiberglass wash basin
15 large drawers
2 spacious closets
Vented butane heater
Bread board

ADDITIONAL SPECIFICATIONS SLEEP TWO MODEL

Large living-bedroom comb.
Upholstered slip covers
Comb. ice-electric refrig.
Fiberglass bath tub with shower
Large wash basin
Drop leaf table
Extra long front bed
17 large drawers
Vented butane heater
Bread board
Large double closet

*Subject to change without notice

SINCE 1932 THE WORLD'S FINEST LIGHTWEIGHT TRAVEL TRAILERS

AIRSTREAM INC • 12804 E. FIRESTONE BLVD, SANTE FE SPRINGS, CALIF • SANTA ANA FREEWAY AT ROSECRANS

AIRSTREAM 26 FT. OVERLANDER



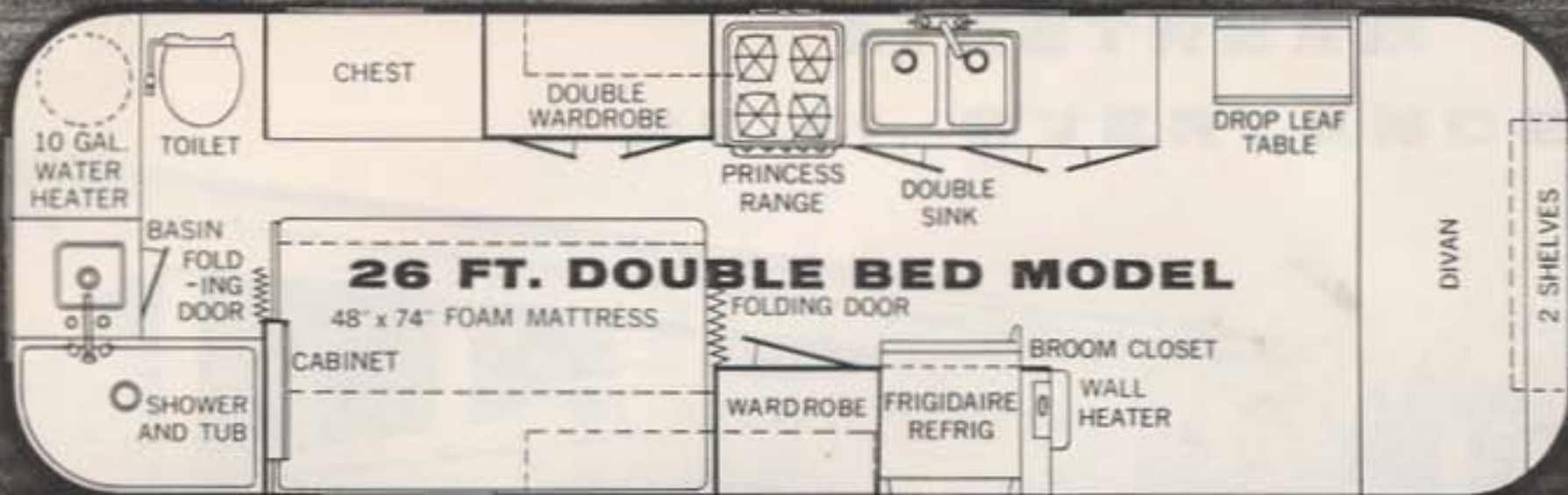
Here's a fabulous new model that enables you to take all the "comforts of home" with you wherever you go. Travel to exciting new places in glorious comfort for extended periods of time. It's easy, it's fun, it's economical in this sensational new Airstream. Every remarkable feature has its origin in long travel-testing on caravans all over the world. It's a genuine Airstream, lightweight but large with plenty of room for gracious living. Just consider these outstanding features — a large, lovely living room with attractive divan; a modern, large bathroom with tub, shower and toilet; wonderfully comfortable beds in twin or double bed models; convenient galley with extra large working area; spacious combination refrigerator, deluxe stove — and many other great Airstream features too. See this great big wonderful world and travel care-free in an Overlander.



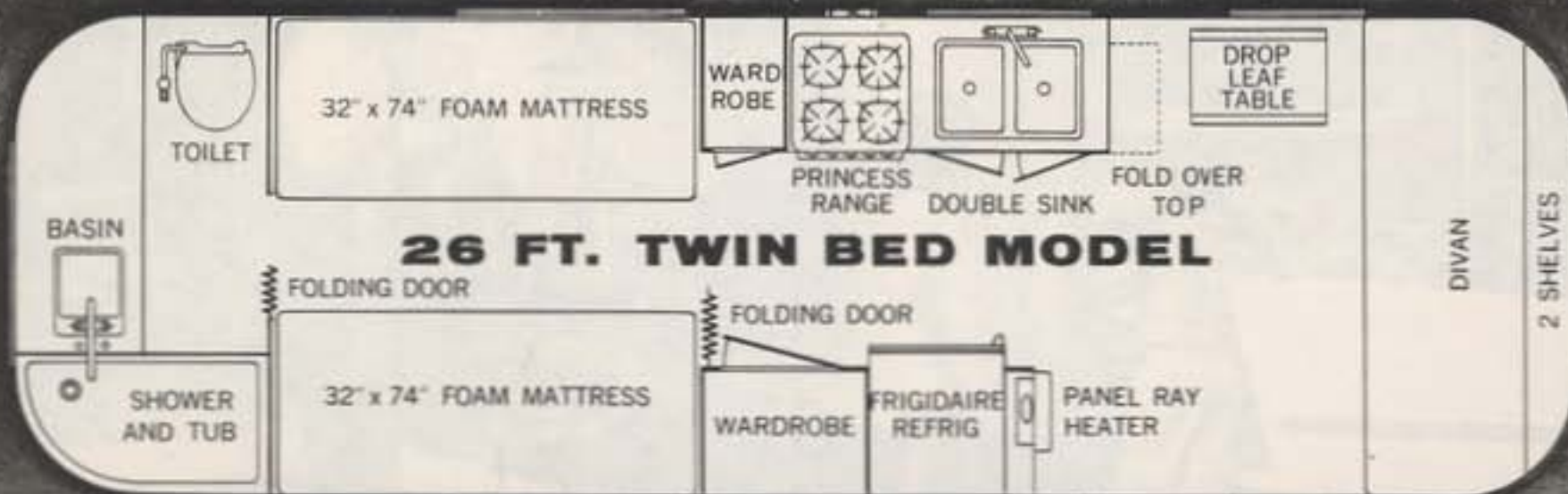
*travel tested over
the highways of the world*



AIRSTREAM INC.



BEAUTIFUL COLOR-COORDINATED INTERIORS



SPECIFICATIONS AND STANDARD EQUIPMENT*

**ALWAYS THESE FAMOUS
AIRSTREAM FEATURES...**

- *all-metal, all-aluminum aircraft construction*
- *all-riveted unitized body*
- *all-steel undercarriage*
- *all-over aircraft-type fiberglass insulation*
- *vibration-proof fastenings*

Overall length—26 ft.
 Body length—23 ft.
 Overall weight—3850 lbs.
 Hitch weight—300 lbs.
 Two 1¾" axles
 Four 6 ply tires
 Electric & hydraulic brakes
 Steel bumper
 2" fiberglass insulation
 Astradome
 Shower over tub
 Toilet

Divan front
 8 cu. ft. electric refrig.
 Double bed or twin beds
 Airfoam beds
 Formica galley tops
 Double sink
 Stove fan
 Built-in stove
 Inlaid linoleum
 Drop-leaf table
 Electric water heater
 Full screen door

Trunk door
 Large closets
 Double butane tanks
 Gear-operated windows
 Escape windows
 16 ft. awning rail
 Outside outlet
 Touch control built-in step
 Warp-free hollow core doors
 Stainless steel door hinges
 Medicine chest

*Subject to change without notice

SINCE 1932 THE WORLD'S FINEST LIGHTWEIGHT TRAVEL TRAILERS

AIRSTREAM INC • 12804 E. FIRESTONE BLVD, SANTE FE SPRINGS, CALIF • SANTA ANA FREEWAY AT ROSECRANS



SPECIFICATIONS AND STANDARD EQUIPMENT

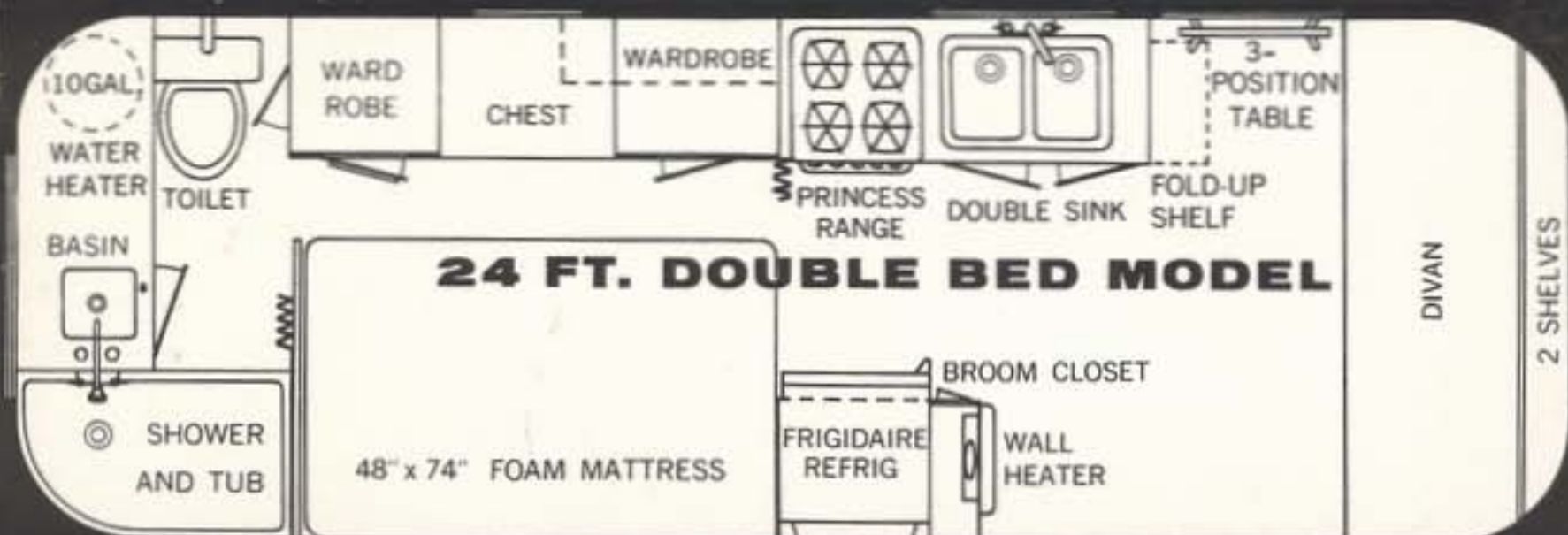
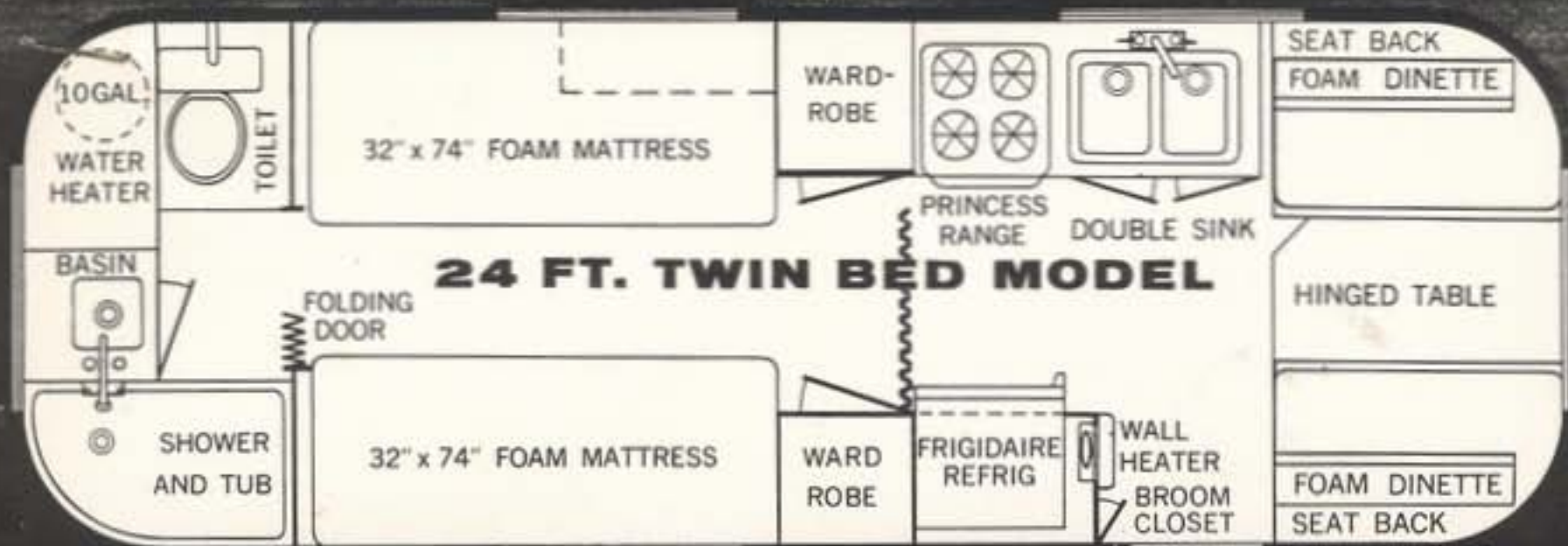
A new thrill awaits you when you take to the open road in this superb example of Airstream's advanced engineering. The 24' Trade Wind is the answer for those who want the spaciousness of a larger trailer with the mobility of a smaller unit. More head room, new bathroom design, added closet and storage space with no sacrifice of liveability anywhere are wrapped in the neatest 24' all-aluminum package ever seen. In no other trailer will you find all the Airstream features which contribute so much to the feeling of luxury and security that is yours in an Airstream. As nimble as a mountain goat on any highway anywhere in the world your Trade Wind is more than merely functional, it will be the center of attraction wherever you park, at home or abroad. Tow it with the knowledge you have the finest travel trailer in a line that has set industry standards since 1932.



*travel tested over
the highways of the world*



1950's



SPECIFICATIONS AND STANDARD EQUIPMENT*

ALWAYS THESE FAMOUS AIRSTREAM FEATURES...

- all-metal, all-aluminum aircraft construction
- all-riveted unitized body
- all-steel undercarriage
- all-over aircraft-type fiberglass insulation
- vibration-proof fastenings

Overall length—24 ft.

Body length—21 ft.

Overall weight—3,450 lbs.

Hitch weight—340 lbs.

Heavy duty axle

8 ply tires

Hydraulic brakes

Steel bumper

2" fiberglass insulation

Airfoam mattresses

8 cu. ft. Frigidaire

Oven and broiler stove

Stove fan

Formica galley top

Formica table

Large wash basin

Flush toilet

Double sinks

Electric water heater

Inlaid linoleum

Gear operated windows

Escape windows

Butane tank

Astradome vent

Overhead cabinets

Broom closet

Shower over tub

Divan front in double bed model

Airfoam dinette in twin bed model

Full screen door

2 closets

Medicine cabinet

14 ft. awning rail

Touch control built in step

Warp-free hollow core doors

Stainless steel door hinges

Twin bed has 19 drawers

Double bed has 17 drawers


Outside outlet

Trunk door

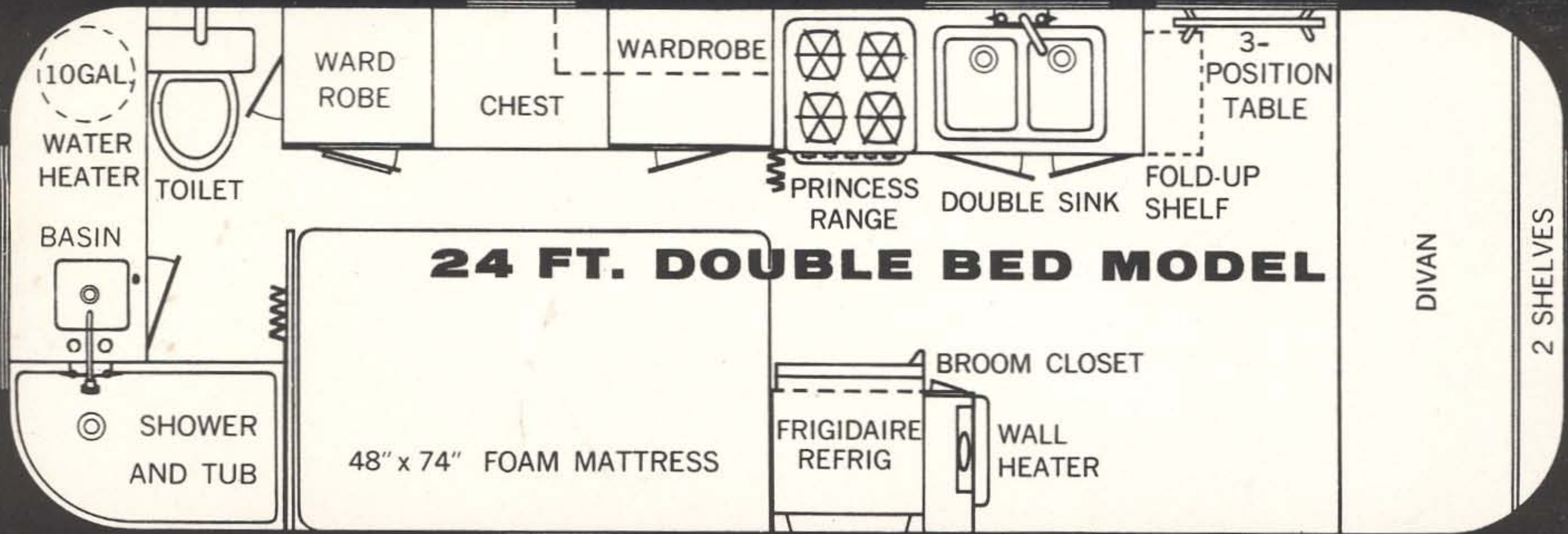
* Subject to change without notice

SINCE 1932 THE WORLD'S FINEST LIGHTWEIGHT TRAVEL TRAILERS

AIRSTREAM TRAILERS INC • 12804 E. FIRESTONE BLVD. SANTA FE SPRINGS, CALIF. • SANTA ANA FREEWAY AT COOPERLAND



1960 26'0 INTERNATIONAL

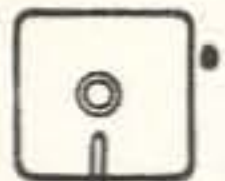


10 GAL.
WATER
HEATER



TOILET

BASIN



SHOWER
AND TUB


WARD
ROBE

CHEST


WARDROBE



PRINCESS
RANGE



DOUBLE SINK



3-
POSITION
TABLE

FOLD-UP
SHELF

24 FT. DOUBLE BED MODEL

48" x 74" FOAM MATTRESS

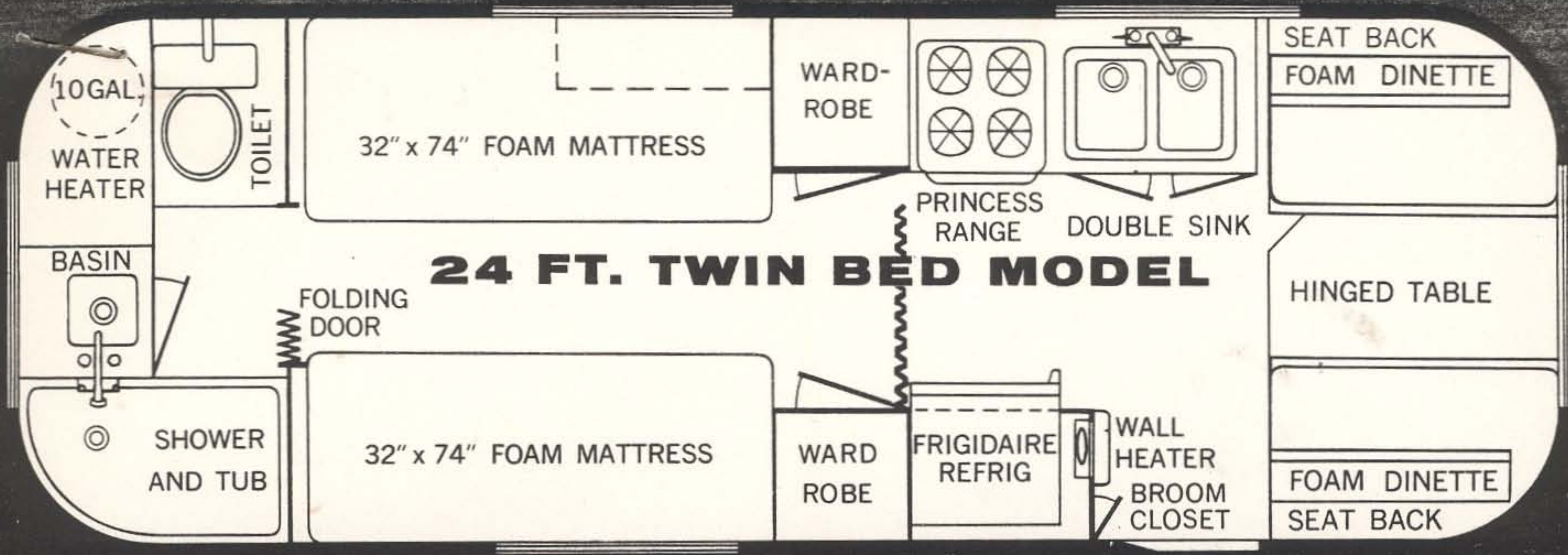
FRIGIDAIRE
REFRIG

BROOM CLOSET

WALL
HEATER

DIVAN

2 SHELVES

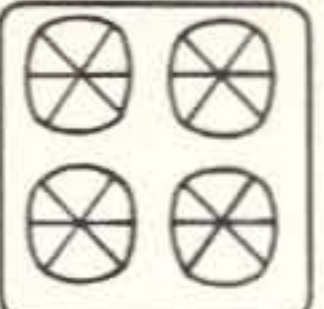


10 GAL
WATER
HEATER

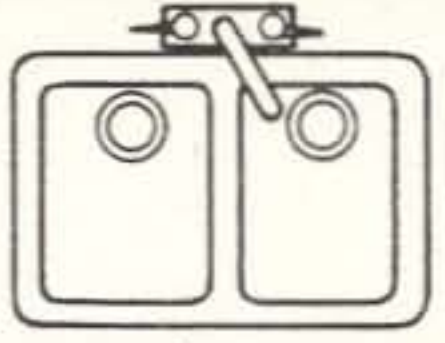
TOILET

32" x 74" FOAM MATTRESS

WARD-
ROBE



PRINCESS
RANGE



DOUBLE SINK

SEAT BACK
FOAM DINETTE

24 FT. TWIN BED MODEL

BASIN

FOLDING
DOOR

HINGED TABLE

SHOWER
AND TUB

32" x 74" FOAM MATTRESS

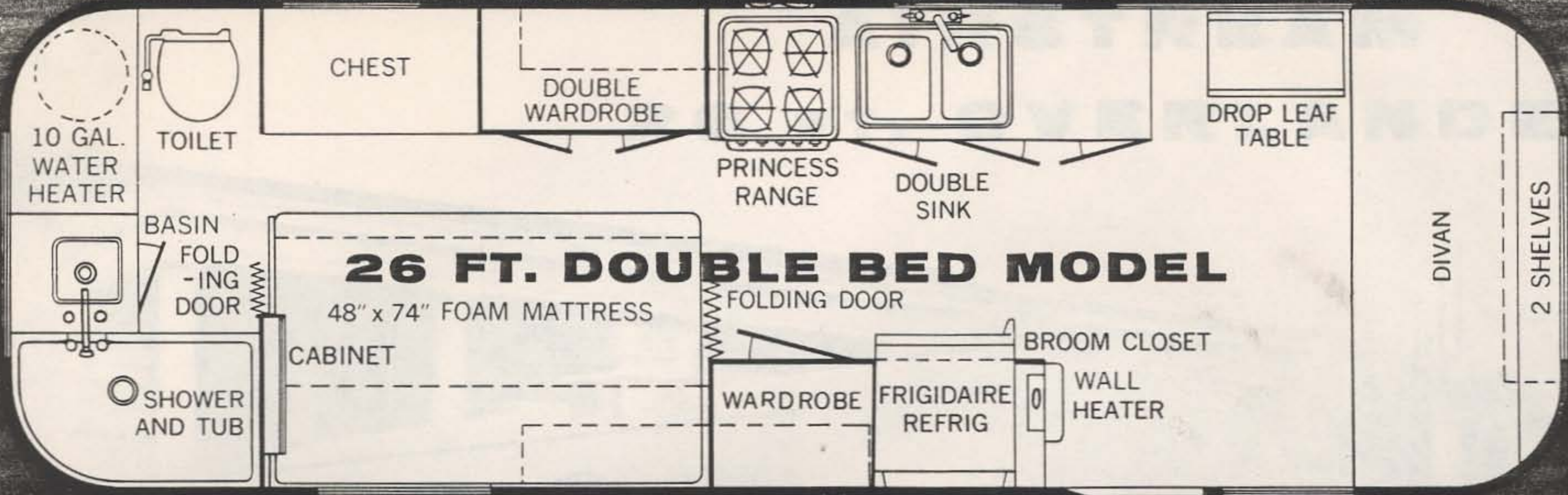
WARD
ROBE

FRIGIDAIRE
REFRIG

WALL
HEATER

BROOM
CLOSET

FOAM DINETTE
SEAT BACK



10 GAL.
WATER
HEATER

TOILET

CHEST

DOUBLE
WARDROBE

PRINCESS
RANGE

DOUBLE
SINK

DROP LEAF
TABLE

26 FT. DOUBLE BED MODEL

48" x 74" FOAM MATTRESS

FOLDING DOOR

CABINET

WARDROBE

FRIGIDAIRE
REFRIG

BROOM CLOSET

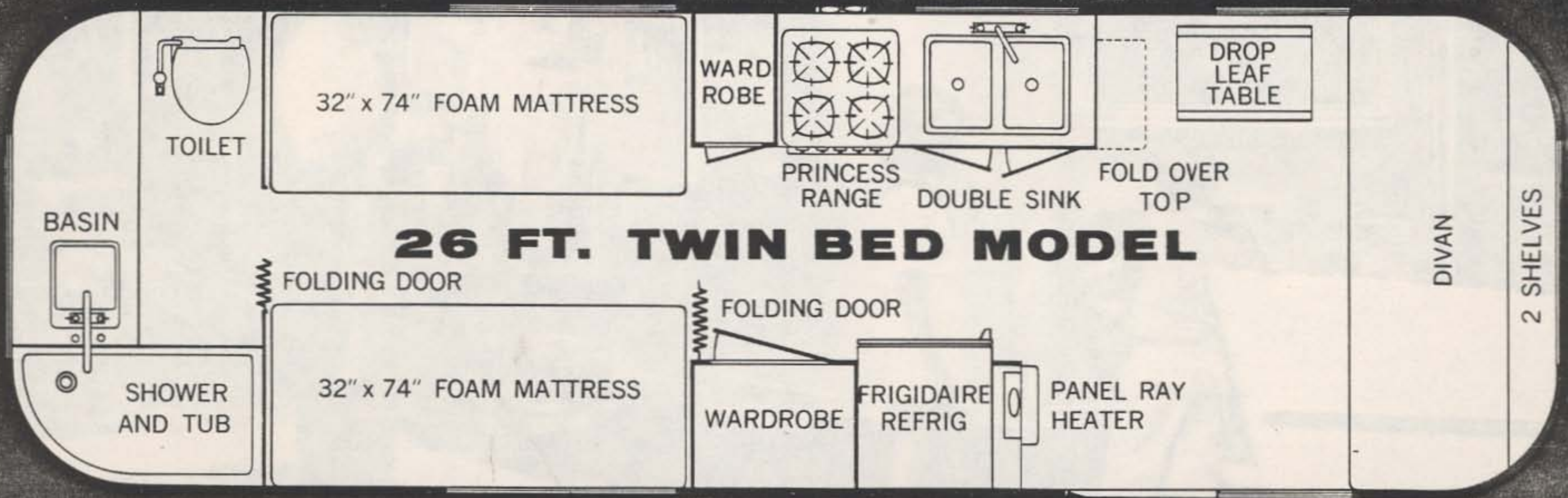
WALL
HEATER

DIVAN

2 SHELVES

SHOWER
AND TUB

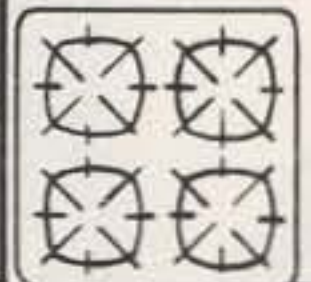
BASIN
FOLD-
ING
DOOR



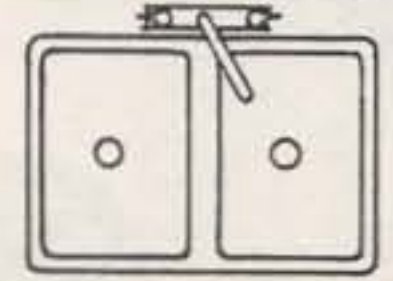
TOILET

32" x 74" FOAM MATTRESS

WARD
ROBE



PRINCESS
RANGE



DOUBLE SINK



DROP
LEAF
TABLE

FOLD OVER
TOP

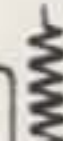
26 FT. TWIN BED MODEL

BASIN



FOLDING DOOR

32" x 74" FOAM MATTRESS



FOLDING DOOR

WARDROBE

FRIGIDAIRE
REFRIG

PANEL RAY
HEATER

SHOWER
AND TUB

DIVAN

2 SHELVES