

2001 LAND YACHT 30' & 33' GAS TABLE OF CONTENTS

SECTION I A through C

APPLIANCES

Air conditioner	I-1
Furnace	I-1
Micro-wave	I-1
Range	I-2
Refrigerator	I-2
Water heater	I-3

BODY

30ft.CS wall	I-5
30ft.RS wall	I-7
33ft.CS wall	I-9
33ft.RS wall	I-11
Roof	I-12
Front end	I-15
Aft end	I-17

CHASSIS

Hitch	I-18
Wheel cover	I-18
Step	I-18
Auxiliary heater	I-18
Spare tire bracket	I-18
Automotive air conditioner	I-19

2001 LAND YACHT 30' & 33' GAS TABLE OF CONTENTS

SECTION II D through E

DASH

Dash parts	II-1
Glove box	II-1
Trims	II-1
Defrost nozzle	II-1

DECALS	II-3
------------------------------	------

DOORS/WINDOWS/AWNINGS

33ft.RS	II-7
33ft.CS	II-9
30ft.RS	II-11
30ft.CS	II-13
Main/screen door	II-15

DRAPES/BLINDS/VALANCES	II-16
--	-------

ELECTRICAL

110 volt	II-17
12 volt	II-19
Dash switches/lens	II-21
Windshield wipers	II-27

ENTERTAINMENT	II-28
-------------------------------------	-------

2001 LAND YACHT 30' & 33' GAS TABLE OF CONTENTS

SECTION III F through H

FASTENERS (common fasteners available locally are not listed)

Rivets	III-1
Screws	III-3

FLOOR COVERING

Carpet	III-4
Hardwood flooring	III-4
Mats	III-4

FURNITURE

Interior doors	III-5
Mirrors	III-6
Miscellaneous doors	III-6
Drawer face	III-7
Drawer box	III-7
Bedroom furniture	III-8
Bath, 30ft	III-10
Bath, 33ft	III-11
Galley, 30ft.	III-12
Galley, 33ft.	III-14
Lounge/cab, 30ft.	III-16
Lounge/cab, 33ft	III-18

HARDWARE

Props	III-20
Exterior locks/hinges	III-22
Drivers door	III-23
Interior drawers	III-24
Bath accessories	III-29
Awning hardware	III-30

2001 LAND YACHT 30' & 33' GAS TABLE OF CONTENTS

SECTION IV L through Z

[LABELS and TAGS](#) IV-1

[OPTIONS](#) IV-3

PLUMBING

[LPG](#)..... IV-5

[Fresh water](#)..... IV-6

[Drain water](#)..... IV-11

[Toilet](#) IV-17

[SAFETY EQUIPMENT](#) IV-19

SEALS/SEALER/PAINT

[Gaskets](#)..... IV-20

[Sealer](#) IV-23

[Adhesive](#)..... IV-24

[Paint](#) IV-24

UPHOLSTERY/FOAM/MATTRESS

[Mattresses](#) IV-25

[Seats](#) IV-25

[Pillow kits](#) IV-26

[Dinette foam/upholstery, 30ft.](#) IV-29

[Dinette foam/upholstery, 33ft.](#) IV-29

[VENTS and FANS](#) IV-30

[WOOD PANELING/LAMINATES/TRIM](#) IV-31

2001 LAND YACHT 30' & 33' GAS TABLE OF CONTENTS

SECTION I A through C

APPLIANCES

Air conditioner	I-1
Furnace	I-1
Micro-wave	I-1
Range	I-2
Refrigerator	I-2
Water heater	I-3

BODY

30ft.CS wall	I-5
30ft.RS wall	I-7
33ft.CS wall	I-9
33ft.RS wall	I-11
Roof.....	I-12
Front end.....	I-15
Aft end.....	I-17

CHASSIS

Hitch.....	I-18
Power jacks.....	I-18
Step.....	I-18
Auxiliary heater	I-18
Spare tire bracket	I-18
Automotive air conditioner.....	I-19

2001 LAND YACHT 30' & 33' GAS

DUO THERM AIR CONDITIONER (800-366-3842)

690323-02	Air conditioner, Dometic, 13,500, manual
690323-03	Air conditioner, Dometic, 11,000, manual
690323-05	Air box/return grill, manual
690323-100	Shroud, air conditioner, Penquin
385582-01	Decal, Airstream w/bar
510514	Switch, priority, 3-way, ivory
500385	Cover, priority switch, ivory

FURNACE, HYDROFLAME (800-825-4328) Dealer only

690274	Furnace, Hydroflame, #8535-IV, 34,000BTU
690274-12	Mounting flange
690274-11	Door exterior, Hydroflame
601244-03	Register, rotaire, black
601244-02	Register, rotaire, white
600969-01	Grill, 6" x 4", col. white
600678	Adapter, grill, heat duct 10" x 2"
601398	Grill face plate, 10" x 2¼", brown
600247	4" duct hose, flexible
511228	Thermostat, room

SHARP MICROWAVE/CONVECTION

690345-01	Microwave/convection oven, Sharp
690345-03	Trim kit, Sharp microwave

2001 LAND YACHT 30' & 33' GAS

APPLIANCES

MAGIC CHEF RANGE

690396-06	Range top, 3-burner
690396-05	Range, 3-burner w/oven
690396-03	Range cover, bi-fold
964383-01	Range covers, Corian, set

DOMETIC REFRIGERATOR, RM3862R (800-366-3842)

690370-02	Refrigerator, 2-way, LH, RM3862
690370-01	Refrigerator, 2-way, RH, RM3862
801225-014	Door panel, upper, Oak, 15.5" x 20.38"
801225-034	Door panel, lower, Oak, 38.38" x 20.38"
690370-100	Cooling unit, RM3862
381207-03	Vent, roof, Dometic, polar white
690340-01	Door, exterior, refrigerator, flush mount

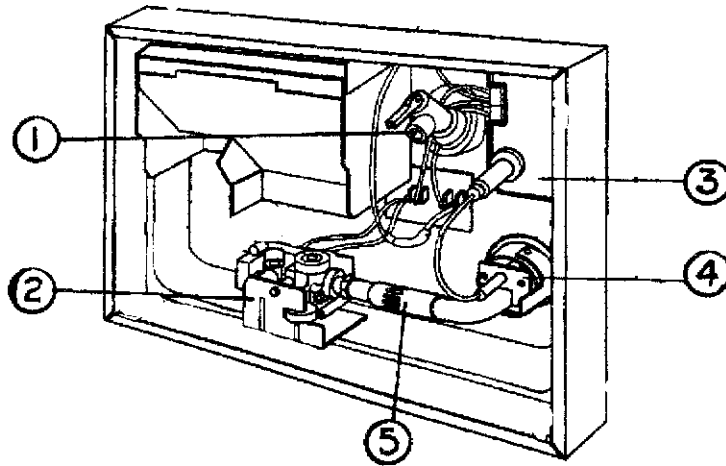
2001 LAND YACHT 30' & 33' GAS

APPLIANCES

ATWOOD WATER HEATER, GC6AA-9E

690406
500933
690209

Water heater, Atwood, elec. ignition, 110 volt/gas
Switch, water heater, electronic
Access cover, brushed aluminum



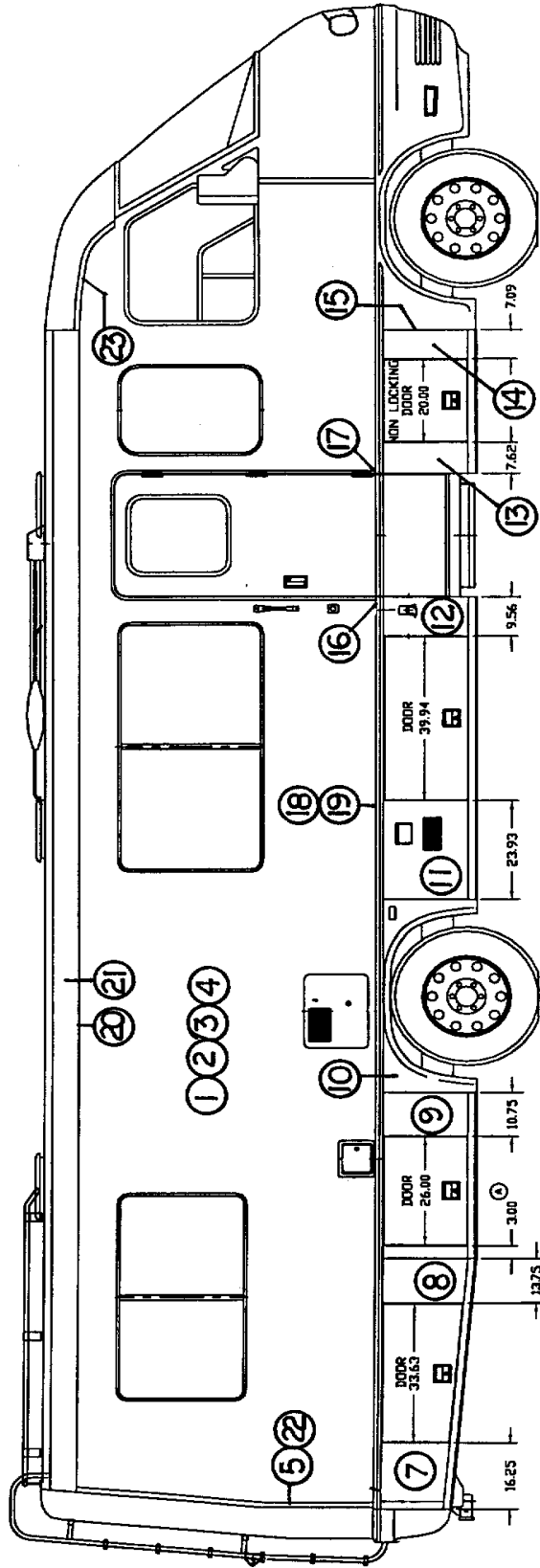
Front of water heater

- 1) 091604 Relief valve, pressure/temperature
- 2) 093870 Solenoid valve
- 3) 093865 Circuit board
- 4) 093868 Spark probe
- 5) 092615 Main burner

Back of water heater

- 091160 Heating element, 110volt
- 091873 ECO thermostat
- 091092 On/off switch, 110Volt

2001 LAND YACHT 30' & 33' GAS



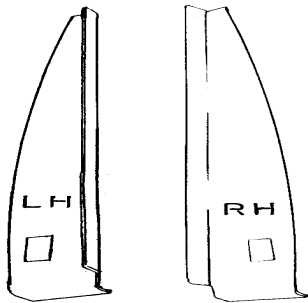
See next page for P/N

2001 LAND YACHT 30' & 33' GAS

BODY, CURBSIDE WALL-30' ONLY

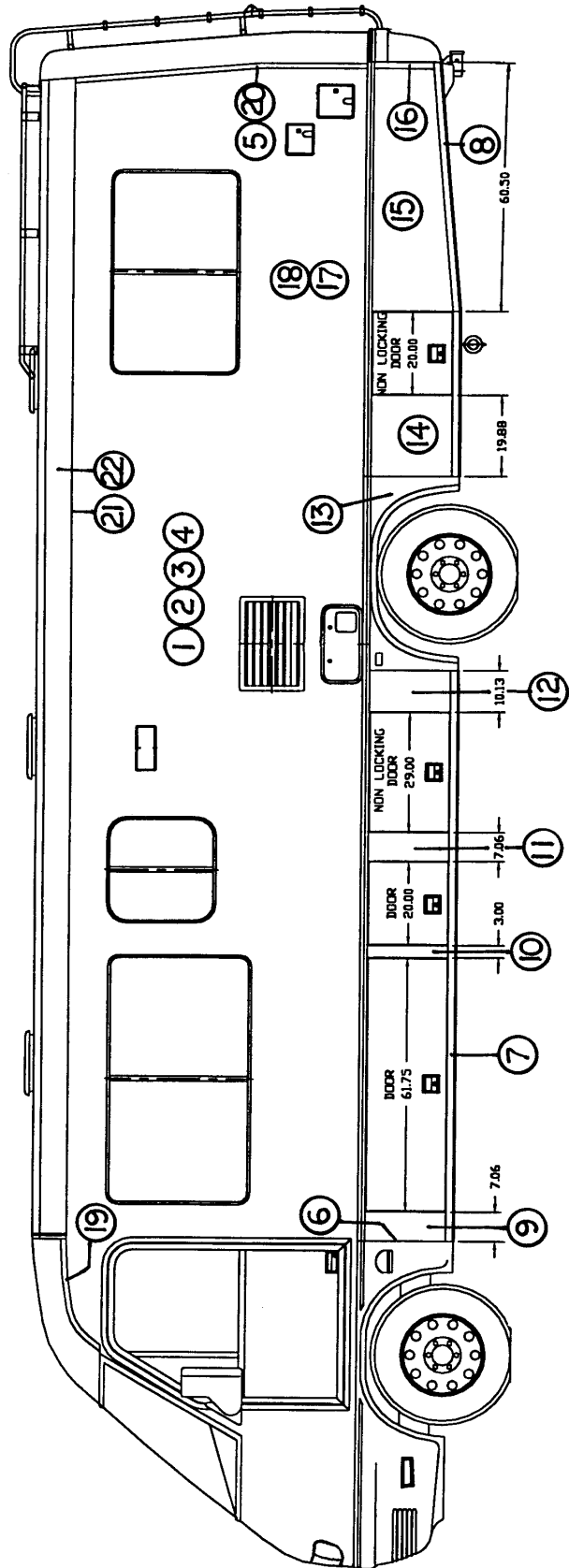
- | | |
|---------------|--|
| 1) 801002-01 | Fiberglass sheet, frost white 72" x 332" |
| 2) 915361 | Weldment, CS wall, 30' |
| 3) 203075 | Styrofoam sheet 1 ½" thick |
| 4) 801176-03 | Paneling, inside, 1/8" x 4' x 7' G1S, Solitude |
| 5) 114005-02 | Trim molding, ends to sidewall |
| 7) 114585-15 | Filler panel, 16.25" |
| 8) 114585-04 | Filler panel, 13.75" |
| 9) 114586-04 | Filler panel, 10.75" |
| 10) 201805 | Fender skirt |
| 11) 114585-09 | Filler panel, 23.93" |
| 12) 114587-03 | Filler panel, 9.56", Dbl. Flange |
| 13) 114587-10 | Filler panel, 7.62" |
| 14) 114587-16 | Filler panel, 8.0" (over size, cut to fit) |
| 15) 114070-02 | Extrusion, J-trim, Pewter Gray |
| 16) 385955-02 | End cap, rub rail casting, LH (cut to fit) |
| 17) 385955-01 | End cap, rub rail, casting, RH |
| 18) 114584 | Extrusion, rub rail |
| 19) 201709-02 | Rub rail molding, black |
| 20) 114570 | Extrusion, awning rail |
| 21) 114619 | Extrusion, roof corner cap |
| 22) 320115-06 | Screw, #6 x 1", flat head, stainless |
| 23) 114077-04 | Trim extrusion, front cap to sidewall |

*Note: Each filler panel has a flange riveted on one or both sides. These are:



- | | |
|-----------|------------------|
| 114594-01 | Seal, flange, LH |
| 114594-02 | Seal, flange, RH |

2001 LAND YACHT 30' & 33' GAS



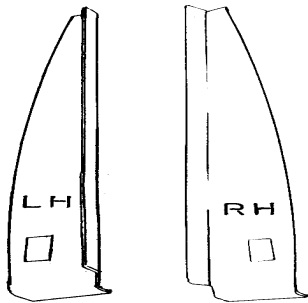
See next page for P/N

2001 LAND YACHT 30' & 33' GAS

*BODY, ROADSIDE WALL, 30' ONLY

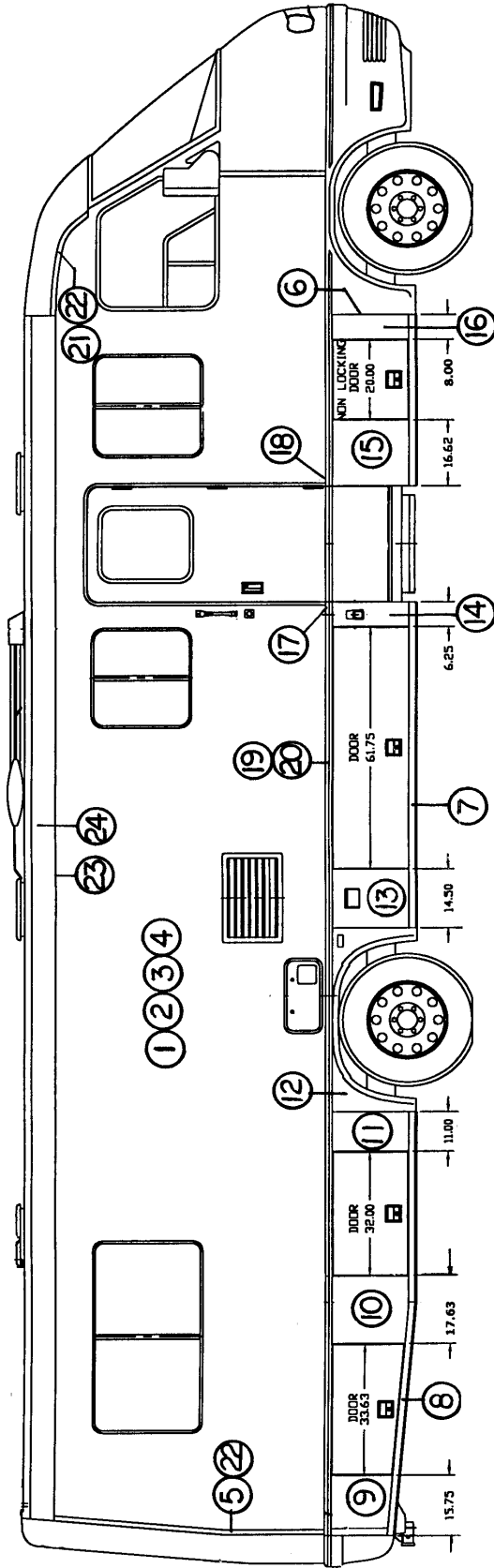
- | | |
|---------------|---|
| 1) 801002-01 | Fiberglass sheet, frost white, 72"x332" |
| 2) 915360 | Weldment, roadside wall, 30' |
| 3) 203075 | Styrofoam sheet, 1½" thick |
| 4) 801176-03 | Paneling, inside, 1/8"x4'x7', G1S, Solitude |
| 5) 114005-02 | Trim molding, ends to sidewall |
| 6) 114070-02 | Extrusion, J-trim, Pewter Gray |
| 7) 114583-01 | Extrusion, rocker panel, Pewter Gray |
| 8) 114591-01 | Extrusion, angled, rear rocker panel, RS |
| 9) 114587-16 | Filler panel, 8.00" (oversize, cut to fit) |
| 10) 114587-19 | Filler panel, 3.00" |
| 11) 114587-16 | Filler panel, 7.06" |
| 12) 114586-10 | Filler panel, 10.13" |
| 13) 201805 | Fender skirt |
| 14) 114585-10 | Filler panel, 19.88 |
| 15) 114588 | Filler panel, angled, 60.50" |
| 16) 114005-02 | Trim molding, ends to sidewall |
| 17) 114584 | Extrusion, rub rail installation |
| 18) 201709-02 | Rub rail molding, black |
| 19) 114077-03 | Trim, extrusion, front cap to sidewall |
| 20) 320115-06 | Screw, #6x1" flat head, stainless steel |
| 21) 114570 | Extrusion, awning rail |
| 22) 114619 | Extrusion, roof corner cap |

*Note: Each filler panel has a flange riveted on one or both sides. These are:



- | | |
|-----------|------------------|
| 114594-01 | Seal, flange, LH |
| 114594-02 | Seal, flange, RH |

2001 LAND YACHT 30' & 33' GAS



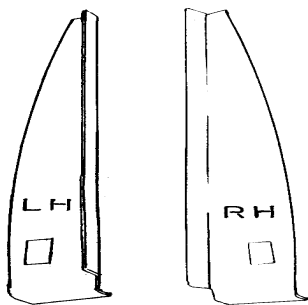
See next page for P/N

2001 LAND YACHT 30' & 33' GAS

BODY, CURBSIDE WALL-33' ONLY

- 1) 801002-10 Fiberglass sheet, frost white 72"x360"
- 2) 915227 Weldment, CS wall, 33'
- 3) 203075 Styrofoam sheet 1 1/2" thick
- 4) 801261 Paneling, inside, 1/8, Antiquity Buff
- 5) 114005-02 Trim molding, ends to sidewall
- 6) 114070-02 Extrusion, J-trim, Pewter Gray
- 7) 114583-01 Extrusion, rocker panel, Pewter Gray
- 8) 114591-02 Extrusion, angled, rear rocker panel, CS
- 9) 114589-01 Filler panel, angled, CS, 15.75"
- 10) 114587-13 Filler panel, 17.63
- 11) 114586-04 Filler panel, 10.75
- 12) 201805 Fender skirt
- 13) 114585-01 Filler panel, 14.50
- 14) 114586-17 Filler panel, 6.25
- 15) 114585-17 Filler panel, 16.63
- 16) 114585-16 Filler panel, 8.0 (oversize, cut to fit)
- 17) 385955-02 End cap, rub rail, casting, LH
- 18) 385955-01 End cap, rub rail, casting, RH
- 19) 114584 Extrusion, rub rail installation
- 20) 201709-02 Rub rail molding, black
- 21) 114077-04 Trim extrusion, front cap to sidewall, CS
- 22) 320115-06 Screw, #6x1", flat head, stainless
- 23) 114570 Extrusion, awning rail
- 24) 114619 Extrusion, roof corner cap

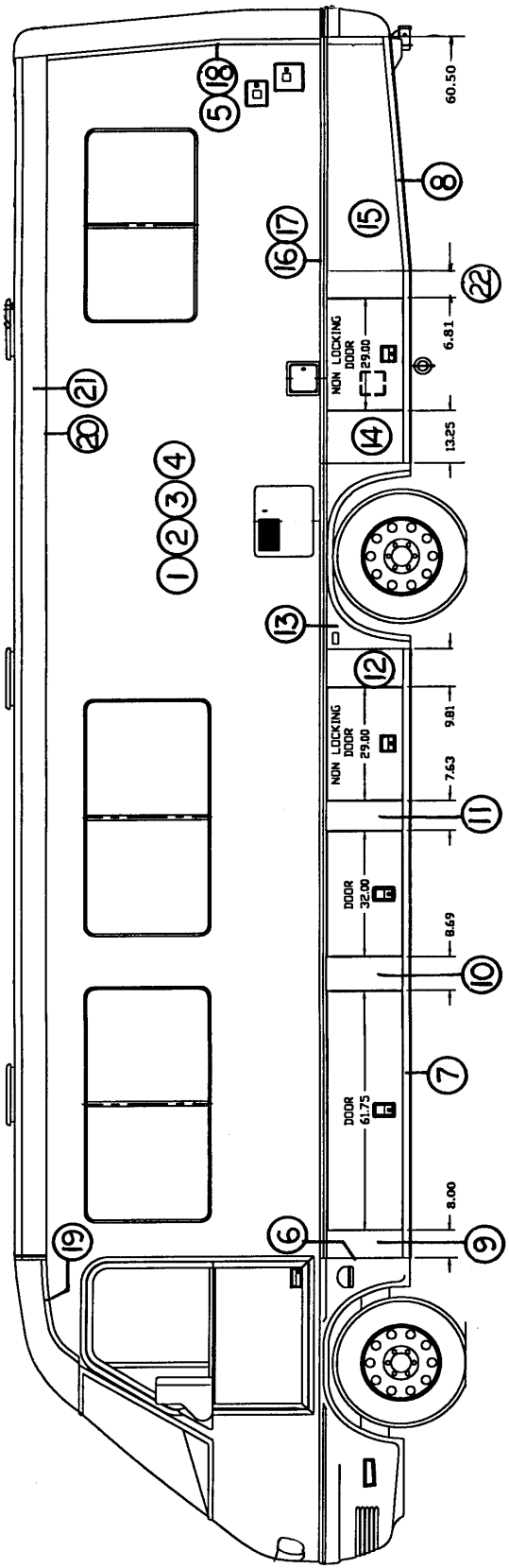
*Note: Each filler panel has a flange riveted on one or both sides. These are:



114594-01 Seal, flange, LH

114594-02 Seal, flange, RH

2001 LAND YACHT 30' & 33' GAS



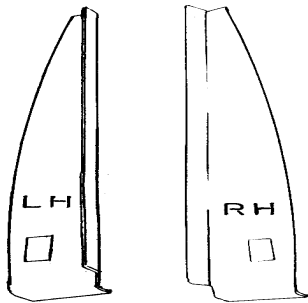
See next page for P/N

2001 LAND YACHT 30' & 33' GAS

*BODY, ROAD SIDE WALL 33' ONLY

- | | |
|---------------|--|
| 1) 801002-10 | Fiberglass sheet, frost white, 72" x 360" |
| 2) 915228 | Weldment, roadside wall, 33" |
| 3) 203075 | Styrofoam sheet, 1½" thick |
| 4) 801261 | Paneling, inside 1/8", Antiquity Buff |
| 5) 114005-02 | Trim molding, ends to sidewall |
| 6) 114070-02 | Extrusion, J-trim, Pewter Gray |
| 7) 114583-01 | Extrusion, rocker panel, Pewter Gray |
| 8) 114591-01 | Extrusion, angled, rear rocker panel, RS |
| 9) 114586-08 | Filler panel, 8.0" (over size, cut to width) |
| 10) 114587-09 | Filler panel, 8.69" wide |
| 11) 114587-10 | Filler panel, 7.63" wide |
| 12) 114586-01 | Filler panel, 9.81" wide |
| 13) 201805 | Fender skirt |
| 14) 114585-04 | Filler panel, 13.25" wide |
| 15) 114588 | Filler panel, angled, 60.50" wide |
| 16) 114584 | Extrusion, rub rail installation |
| 17) 201709-02 | Rub rail molding, black |
| 18) 320115-06 | Screw, #6x1" flat head, stainless |
| 19) 114077-03 | Trim, extrusion, front cap to sidewall, RS |
| 20) 114570 | Extrusion, awning rail |
| 21) 114619 | Extrusion, roof corner cap |
| 22) 114586-16 | Filler panel, 6.81" wide |

*Note: Each filler panel has a flange riveted on one or both sides. These are:



- 114594-01
114594-02

Seal, flange, LH
Seal, flange, RH

2001 LAND YACHT 30' & 33' GAS

BODY

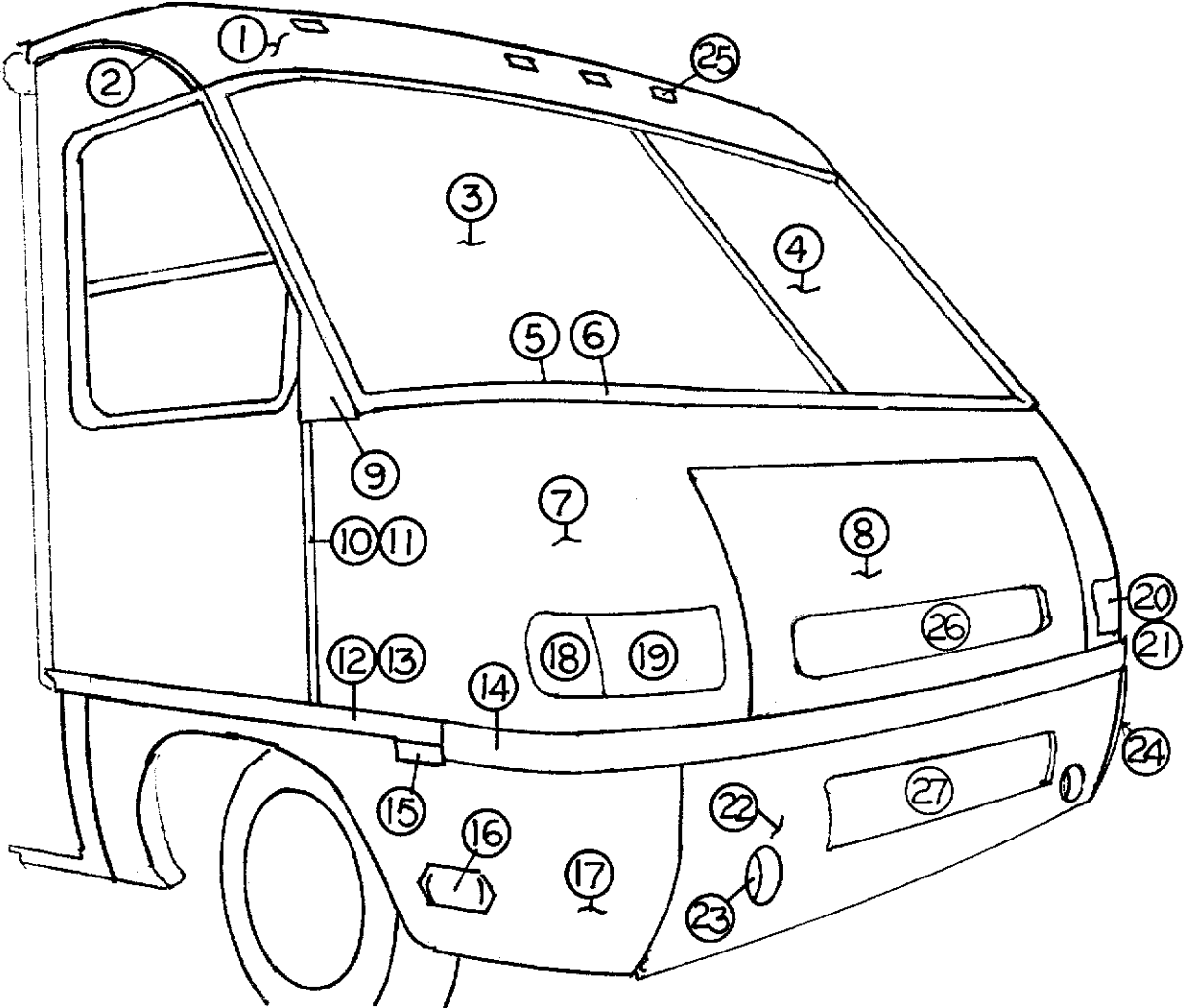
ROOF

203024-02	Fiberglass roof material, white, 106"W x 288"L, 30ft.
203024-04	Fiberglass roof material, white, 106"W x 320"L, 33ft.
915226	Weldment, roof, 33ft.
915237	Weldment, roof, 30ft.
203075	Styrofoam sheet 1 1/2 thick
800507-01	Luan, 1/8"x4'x8'(inside)
702482-03	Headliner, Spectra Opal
201728-04	Extrusion, ceiling trim, white
201728-01	Extrusion, ceiling trim, retainer

2001 LAND YACHT 30' & 33' GAS

NOTES:

2001 LAND YACHT 30' & 33' GAS



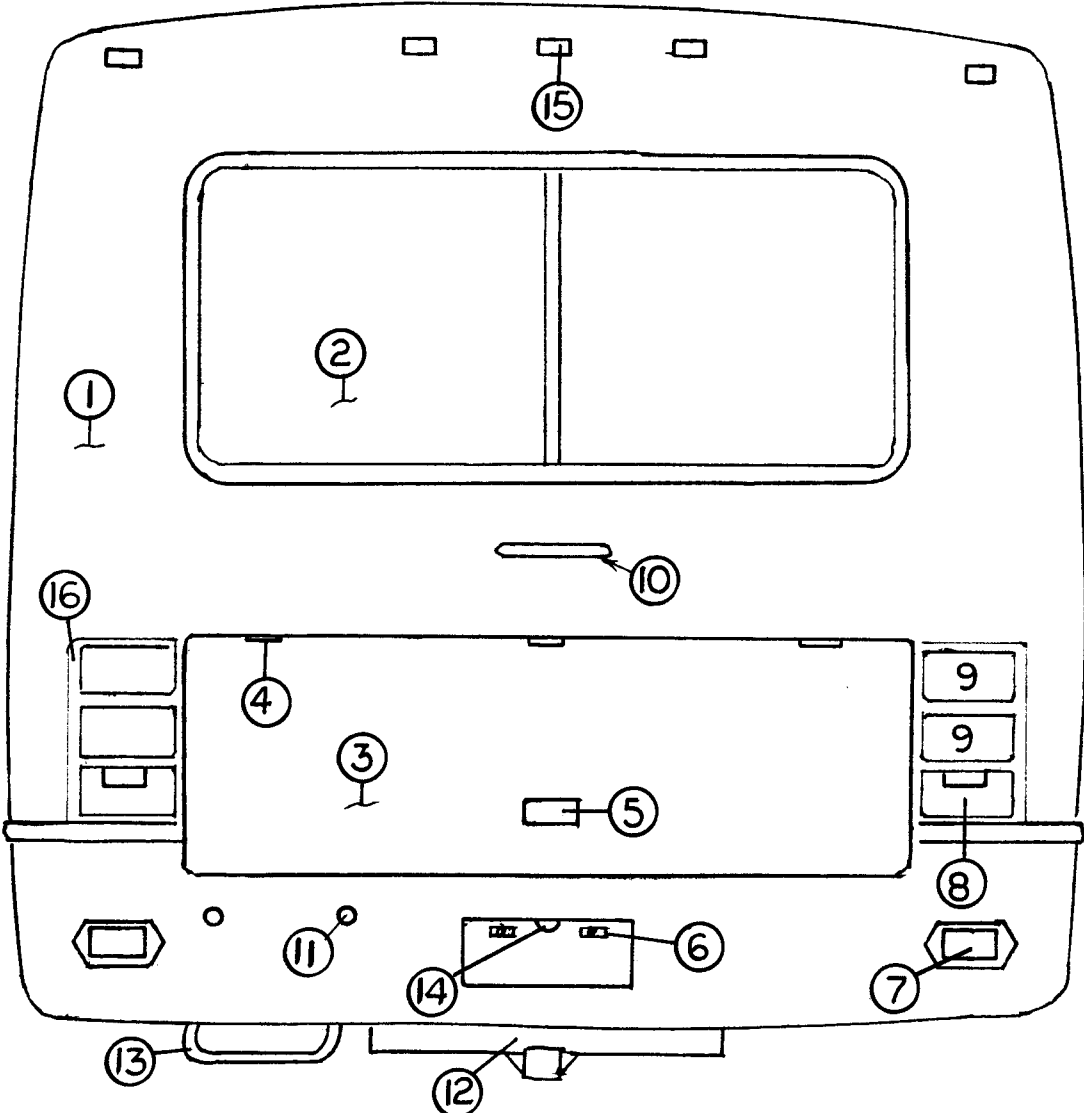
See next page for P/N

2001 LAND YACHT 30' & 33' GAS

BODY, FRONT

- 1) 201869-01 Front cap, Nu White
- 2) 114077-04 Trim, extrusion, cap to sidewall, CS
- 114077-03 Trim, extrusion, cap to sidewall, RS
- 3) 371291 Windshield, CS
- 4) 371290 Windshield, RS
- 5) 381319 Gasket, windshield (surrounds both windshields)
- 6) 201260 Insert, windshield gasket
- 7) 203236 Nose, front, fiberglass
- 8) 203237 Hood, fiberglass
- 9) 114838-01 Cover, A pillar, CS
- 114838-02 Cover, A pillar, RS
- 10) 114005-02 Trim molding, nose to sidewall
- 11) 320115-06 Screw, #6x1" flathead, stainless
- 12) 114584 Extrusion, rub rail installation
- 13) 201709-02 Rub rail molding, black
- 14) 201909 Molding, black bumper trim
- 15) 500892 Light, clearance/turn signal, amber
- 16) 511101-01 Light, docking, halogen, S.S. bezel
- 17) 201971 Fender, CS
- 18) 511527 Light, turn signal, amber, CS
- 19) 511525 Headlight, CS
- 20) 511526 Headlight, RS
- 511529 Bulb, headlight
- 21) 511528 Light, turn signal, amber, RS
- 22) 203238 Bumper, front
- 23) 511094 Driving light kit, halogen
- 24) 201970 Fender, RS
- 25) 510984-02 Light, clearance, amber

2001 LAND YACHT 30' & 33' GAS



See next page for P/N

2001 LAND YACHT 30' & 33' GAS

BODY-AFT

- | | |
|---------------|---------------------------------------|
| 1) 203088 | Cap, rear end |
| 2) 371373-02 | Window, stationary, rear, 29.25x62.25 |
| 3) 203018-01 | Trunk door, Land Yacht, Nu-white |
| 4) 381434 | Hinge, stainless, 3"x3" |
| 5) 195373 | Paddle latch, black, w/lock |
| 6) 381077 | Well nut, license plate |
| 7) 511101 | Light, docking, halogen |
| 8) 511240 | Light, stop/tail/turn/back-up |
| 9) 511239 | Light, stop/tail/turn |
| 10) 511154-02 | Light-strip, 3rd brake light, 1x10" |
| 11) 381148-01 | Socket, bottom support, ladder |
| 12) 400868-02 | Hitch, Reese #38502 |
| 13) 914120 | Step assembly, bottom, roof ladder |
| 14) 511294 | Light, license plate |
| 15) 510984-01 | Light, clearance, red |
| 16) 386011 | Trim, taillight, stainless steel |

NOT SHOWN:

- | | |
|--------|---------------------------------|
| 381578 | Ladder |
| 114224 | Plunger, bottom support, ladder |

2001 LAND YACHT 30' & 33' GAS CHASSIS

400868-02	Reese hitch, model 38563
961601	Step assembly, roof ladder
511483	Step, single, Kwikkee
511078	Switch, rocker, 4-gang
511486	Switch, magnetic, round
685031-01	Control box, main, Kwikkee
410700-100	Motor, assy., w/actuator arm
410818	Wheel simulator
400918	Exhaust extension, chrome
400571	Mud flaps, pair
690311	Heater, rear, auxiliary
510929-04	Switch, dash, rear heat
203070	Register, plastic, brown
600969	Register, 4 x 6", Sand
452087	Hanger, spare tire
410631	Winch, spare tire
451811	Extender, tire valve, pr.
381379-01	Wrench, speed, 3/8" drive
381379-03	Socket, speed wrench
453461-05	Spacer, coil spring, 1"
201872	Wheel well liner

2001 LAND YACHT 30' & 33' GAS

CHASSIS

*690382-03 Kit heater/evaporator, Acme

690382-07	Plenum kit w/Acme rotary control
690315-05	Grille, defroster duct
601599	Hose, duct2"
600465	Hose, air duct 2 1/2" dia.
203110	Duct, defroster trans
690382-05	Suction hose kit, Chevy L29
600214-03	Heater hose, 5/8"

*Workhorse, the chassis manufacturer, installs the compressor, condenser and associated parts on their RV chassis.

2001 LAND YACHT 30' & 33' GAS

NOTES:

2001 LAND YACHT 30' & 33' GAS

SECTION II

D through E

DASH

Dash parts	II-1
Glove box	II-1
Trims	II-1
Defrost nozzle	II-1

DECALS.....	II-3
-------------	------

DOORS/WINDOWS/AWNINGS

33ft.RS.....	II-7
33ft.CS.....	II-9
30ft.RS.....	II-11
30ft.CS.....	II-13
Main/screen door	II-15

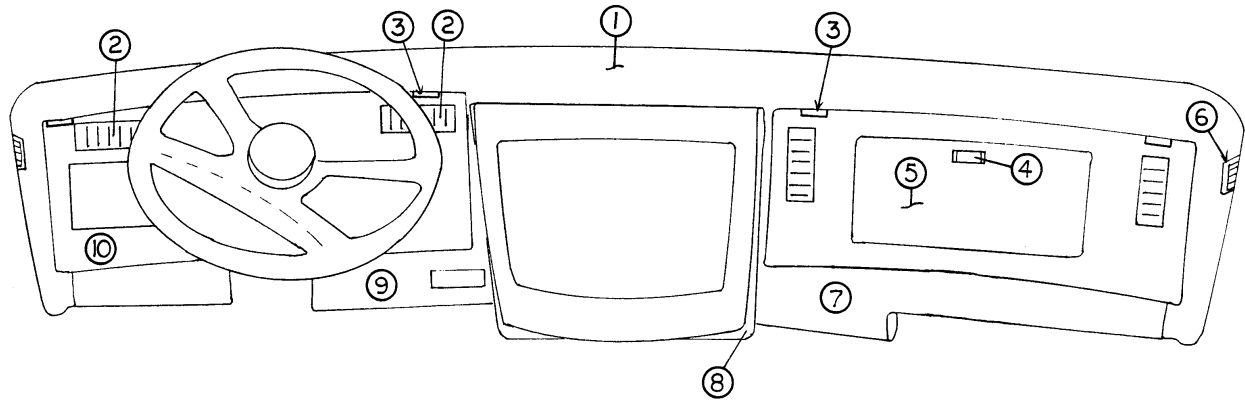
DRAPES/BLINDS/VALANCES	II-16
------------------------------	-------

ELECTRICAL

110 volt.....	II-17
12 volt	II-19
Dash switches/lens.....	II-21
Windshield wipers	II-27

ENTERTAINMENT	II-28
---------------------	-------

2001 LAND YACHT 30' & 33' GAS



DASH

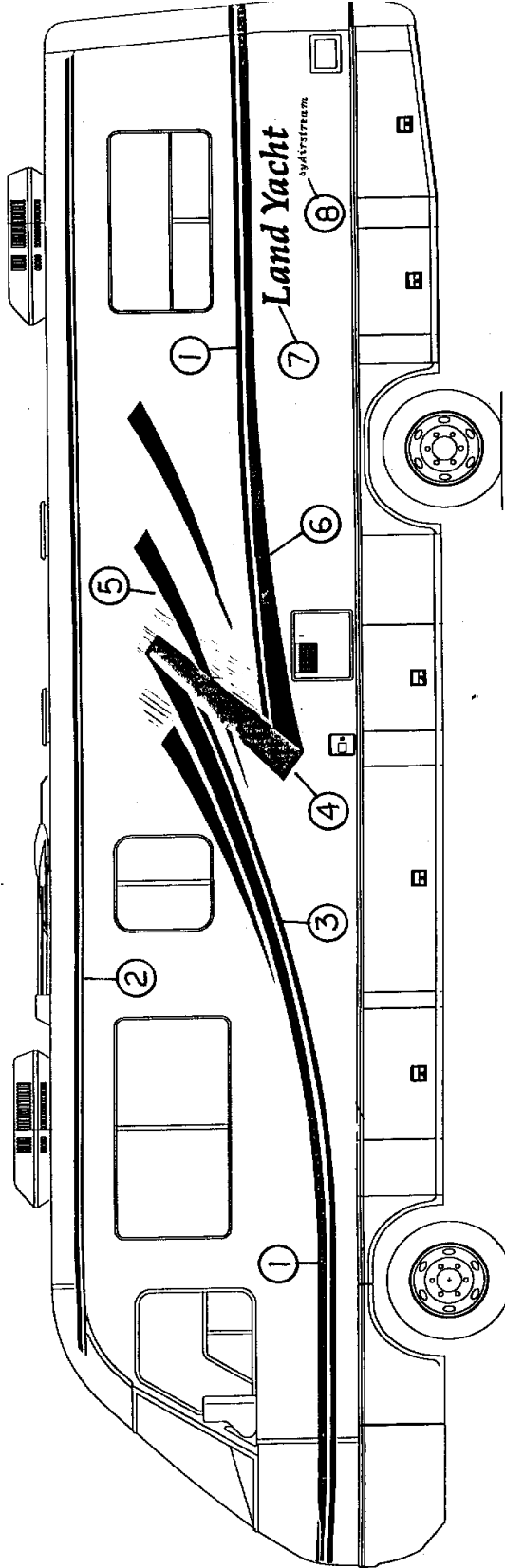
- | | |
|----------------|--|
| 1) 201754-02 | Dash top, plastic |
| 1a) 702476-05 | Cover, vinyl, dash w/pad |
| 2) 690325-03 | Dash louver, A/C-heater, Acme |
| 3) 511361 | Light, courtesy, flush mount |
| 4) 381725 | Latch, glove box, slide type |
| 5) 201833 | Panel, glove box |
| 6) 500972-03 | Grill, gray, side window defrost |
| 7) 201834-02 | Dash face, front |
| 8) 203167 | Trim ring, TV |
| 9) 203128-01 | Dash face, plastic |
| 10) 203150 | Instrument panel, burl, w/o monitor |
| 10a) 203150-01 | Instrument panel, burl, w/monitor cutout |

Not shown:

- | | |
|-----------|-------------------------------|
| 201845-01 | Nozzle, defroster duct, outer |
| 201845-02 | Nozzle, defroster duct, inner |
| 386064-03 | Medallion, 3", black |

- | | |
|--------|----------------------|
| 201934 | Tray, glove box door |
|--------|----------------------|

2001 LAND YACHT 30' & 33' GAS



2001 LAND YACHT 30' & 33' GAS

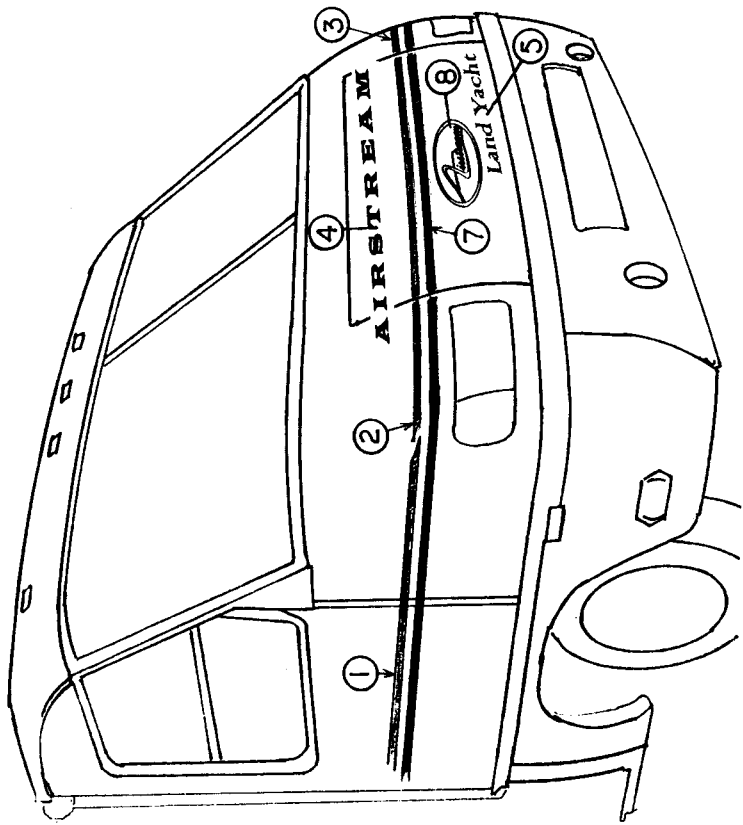
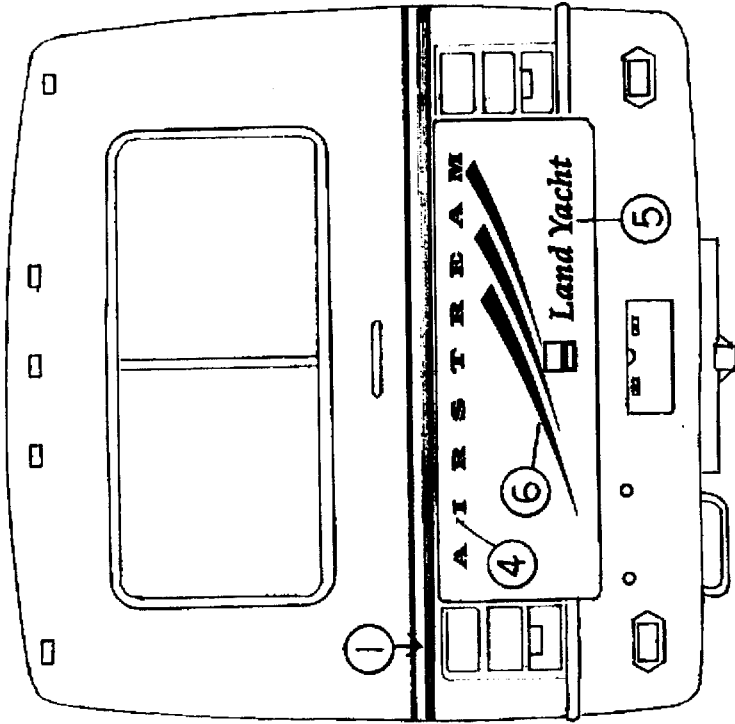
DECAL-SIDE

- | | |
|---------------|------------------------------------|
| 1) 385992-01 | Decal, stripe, side, gold/burgundy |
| 2) 385991-01 | Decal, stripe, top, gold/burgundy |
| 3) 386003-01 | Decal, main, forward, RS |
| 3a) 386003-02 | Decal, main, forward, CS |
| 4) 386006-01 | Decal, main graphic bar, RS |
| 4a) 386006-02 | Decal, main graphic bar, CS |
| 5) 386005-01 | Decal, main graphic, upper, RS |
| 5a) 386005-02 | Decal, main graphic, upper, CS |
| 6) 386004-01 | Decal main graphic, aft, RS |
| 6a) 386004-02 | Decal, main graphic, aft, CS |
| 7) 385995-01 | Decal, "LANDYACHT" large logo |
| 8) 385999-01 | Decal, "by Airstream" small logo |

Not shown:

- | | |
|-----------|-------------------------|
| 386067-03 | Medallion, 4 3/8, black |
|-----------|-------------------------|

2001 LAND YACHT 30' & 33' GAS



2001 LAND YACHT 30' & 33' GAS

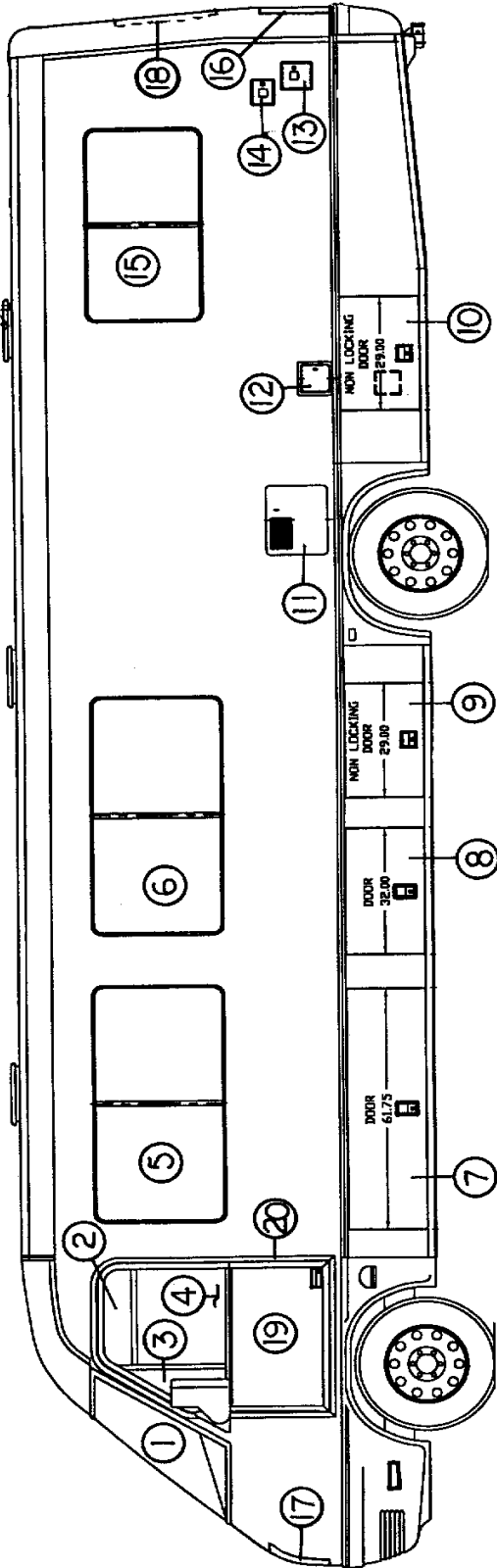
DECAL-FRONT AND REAR

- | | |
|--------------|---|
| 1) 385992-01 | Decal, stripe, side, gold/burgundy |
| 2) 386002-02 | Decal, front wrap, CS, burgundy/gold |
| 3) 386002-01 | Decal, front wrap, RS, burgundy/gold |
| 4) 385998-01 | Decal "AIRSTREAM", large logo, front & rear |
| 5) 385997-01 | Decal "Land Yacht", small logo |
| 6) 386001-01 | Decal, rear swoop, 48" |
| 7) 385993-01 | Decal, stripe, front, burgundy/gold |
| 8) 386063 | Medallion, Airstream, black, 8" |

Not shown:

- | | |
|-----------|----------------|
| 385960-01 | Decal "thirty" |
| 385960-03 | Decal "three" |

2001 LAND YACHT 30' & 33' GAS



See next page for P/N

2001 LAND YACHT 30' & 33' GAS

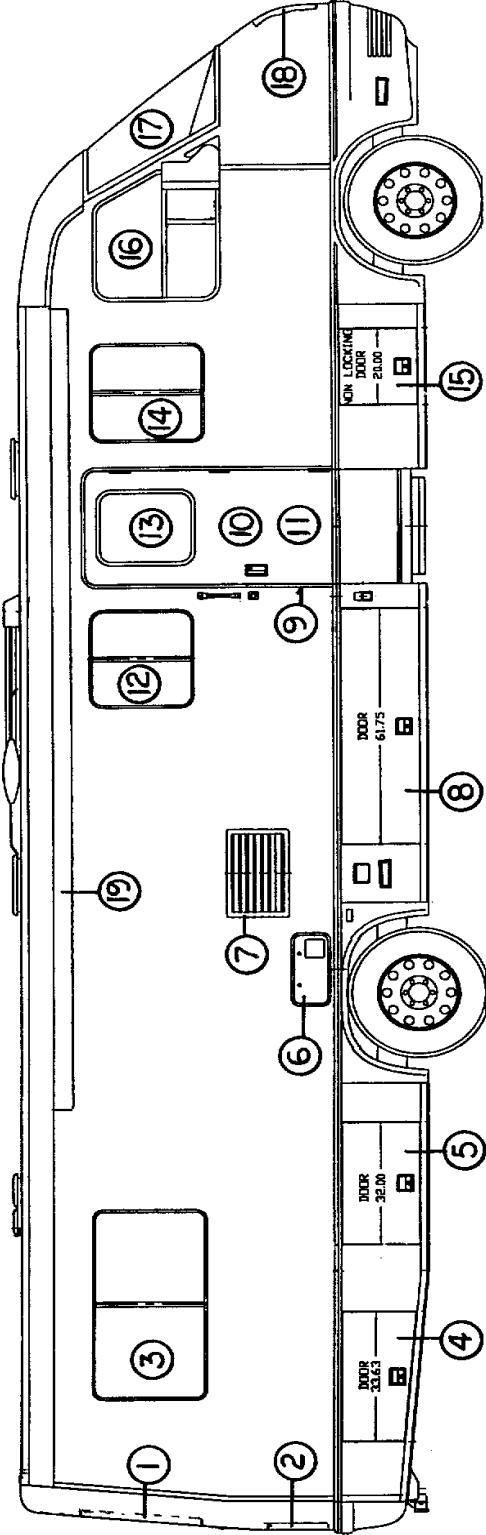
DOORS/WINDOWS/AWNINGS

(Hardware such as hinges, locks and latches are located in the **hardware** section of this book)

ROADSIDE-33ft. only

- | | |
|----------------|---|
| 1) 371290 | Windshield, RS |
| 2) 372196 | Glass, drivers door, upper fixed |
| 3) 372194 | Glass, drivers door, fixed |
| 4) 372195 | Glass, drivers door, movable |
| 5) 371373-05 | Window, horizontal slide, 29.75" x 60.25", RS |
| 6) 371373-05 | Window, horizontal slide, 29.75" x 60.25", RS |
| 7) 921166-01 | Compartment door, 61.75" |
| 8) 921166-02 | Compartment door, 32.00" |
| 9) 921169-03 | Compartment door, non-locking, 29.00" |
| 10) 921169-03 | Compartment door, non-locking, 29.00" |
| 11) 690259-02 | Door, water heater access |
| 11a) 690259-03 | Mounting flange, water heater access |
| 12) 201865-02 | Fuel fill housing, polar white |
| 13) 511045-02 | Cord door hatch, 110volt |
| 14) 921178 | Water fill, potable water tank |
| 15) 371373-22 | Window, horizontal slide, egress, 30.25" x 48.88" |
| 16) 203018-01 | Trunk door, LY, Nu white |
| 17) 201856-02 | Hood, fiberglass, Nu white |
| 18) 371373-02 | Window, stationary, rear, 29.25" x 62.25" |
| 19) 922328-04 | Drivers door assembly |
| 20) 195279-02 | Jamb, drivers door |

2001 LAND YACHT 30' & 33' GAS



See next page for P/N

2001 LAND YACHT 30' & 33' GAS

THIS PAGE **33' ONLY**

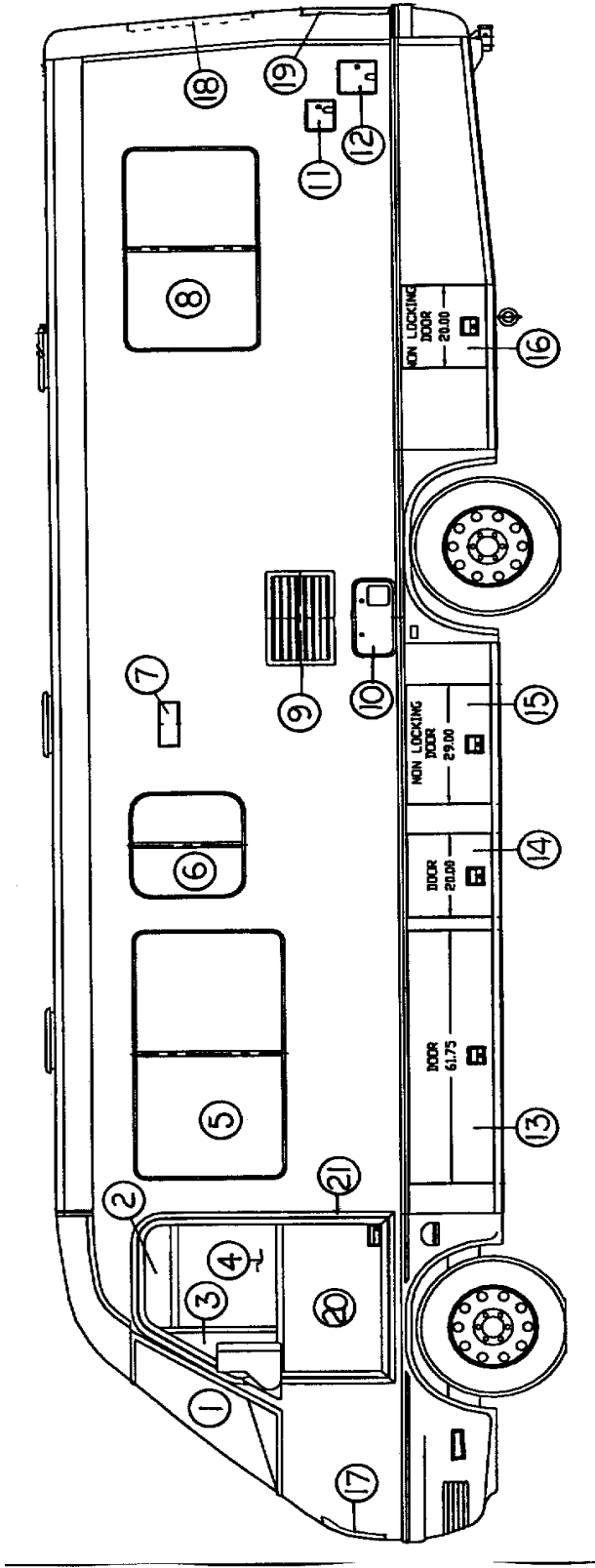
DOORS/WINDOWS/AWNINGS

(Hardware such as hinges, locks and latches are located in the **hardware** section of this book)

CURBSIDE

- | | |
|---------------|---|
| 1) 371373-02 | Window, stationary, rear, 29.25" x 62.25" |
| 2) 203018-01 | Trunk door, LY, Nu white |
| 3) 371373-21 | Window, horizontal slide, 30.25" x 48.88", CS |
| 4) 921167-01 | Compartment door, angled, CS, 33.63 |
| 5) 921166-02 | Compartment door, 32.00" |
| 6) 690274-11 | Door, Hydroflame, exterior |
| 7) 690340-01 | Door, refrigerator, flush mount |
| 8) 921166-01 | Compartment door, 61.75" |
| 9) 922375-02 | Doorjamb assembly |
| 10) 109988 | Main door |
| 11) 922372 | Screen door assembly |
| 12) 371373-09 | Window, horizontal slide, 25.25" x 25.75", CS |
| 13) 371373-01 | Window, main door, 19.25" x 23.25" |
| 14) 371373-10 | Window, horizontal slide, 29.75" x 26.25", CS |
| 15) 921169-04 | Compartment door, non-locking, 20.00 |
| 16) 371371-01 | Window, cab, CS, angled |
| 17) 371291 | Windshield, CS |
| 18) 201856-02 | Hood, fiberglass, Nu white |
| 19) 702679-31 | Awning, patio, 17', Burgundy Shadows |

2001 LAND YACHT 30' & 33' GAS



See next page for P/N

2001 LAND YACHT 30' & 33' GAS

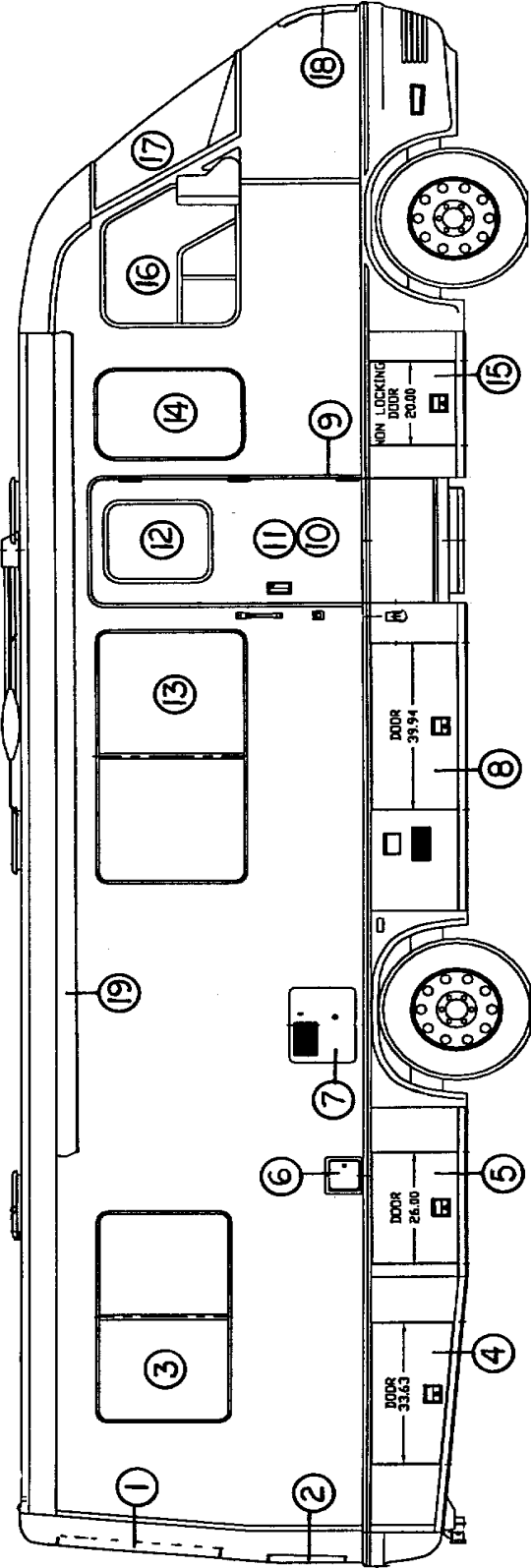
DOORS/WINDOW/AWNINGS-30'ONLY

(Hardware such as hinges, locks and latches are located in the **hardware** section of this book)

ROADSIDE

- 1) 371290 Windshield, RS
- 2) 372196 Glass, drivers door, upper, fixed
- 3) 372194 Glass, drivers door, fixed
- 4) 372195 Glass, drivers door, movable
- 5) 371373-05 Window, horizontal slide, RS, 29.75" x 60.25"
- 6) 371373-04 Window, horizontal slide, RS, 25.25" x 25.75"
- 7) 511152-01 Vent cover, range exhaust
- 8) 371373-22 Window, horiz, slide, RS, egress, 30.25" x 48.88"
- 9) 690340-01 Door, refrigerator, flush mount
- 10) 690274-11 Door, Hydroflame, exterior
- 11) 921178 Water fill, potable water
- 12) 511045-02 Cord door hatch, 110 volt
- 13) 921166-01 Compartment door, 61.75"
- 14) 921166-04 Compartment door, 20.00"
- 15) 921169-03 Compartment door, non-locking, 29.00"
- 16) 921169-04 Compartment door, non-locking, 20.00"
- 17) 201856-02 Hood, fiberglass, Nu white
- 18) 371373-02 Window, stationary, rear, 29.25x62.25"
- 19) 203018-01 Trunk door, LY, Nu white
- 20) 922328 Drivers door assembly
- 21) 195279-02 Jamb, drivers door

2001 LAND YACHT 30' & 33' GAS



See next page for P/N

2001 LAND YACHT 30' & 33' GAS

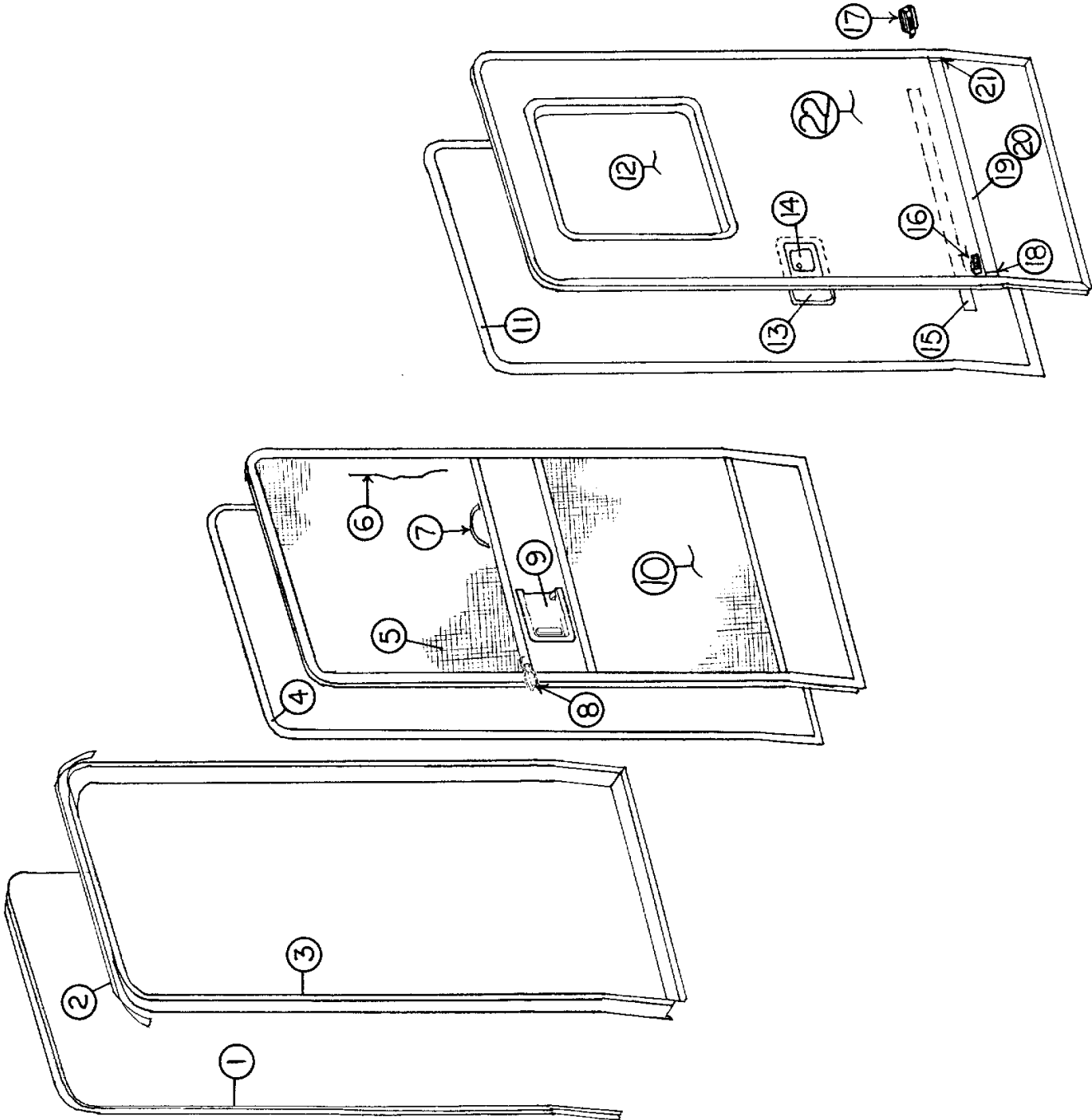
DOORS/WINDOWS/AWNINGS-30' ONLY

(Hardware such as hinges, locks, and latches are located in the **hardware** section of this book)

CURBSIDE

- | | |
|---------------|---|
| 1) 371373-02 | Window, stationary, rear, 29.25" x 62.25" |
| 2) 203018-01 | Trunk door, Nu-white |
| 3) 371373-21 | Window, horiz. slide, CS, 30.25" x 48.88" |
| 4) 921167-01 | Compartment door, CS, angled, 33.63" |
| 5) 921166-08 | Compartment door, 26.00" |
| 6) 201865-02 | Fuel fill housing, polar white |
| 7) 690259-03 | Cover/mounting flange, water heater |
| 8) 921166-05 | Compartment door, 39.94" |
| 9) 922375-02 | Doorjamb assembly |
| 10) 109988 | Main door |
| 11) 922372 | Screen door assembly |
| 12) 371373-01 | Window, main door, 19.25" x 23.25" |
| 13) 371373-06 | Window, horiz. slide, CS, 29.75" x 60.25" |
| 14) 371373-08 | Window, stationary, CS, 29.75" x 21.50" |
| 15) 921169-04 | Compartment door, non-locking, 20.00" |
| 16) 371371-01 | Window cab, CS, angled |
| 17) 371291 | Windshield, CS |
| 18) 201856-02 | Hood, fiberglass, Nu-white |
| 19) 702679-30 | Awning, patio, 16', Burgundy Shadows |

2001 LAND YACHT 30' & 33' GAS



See next page for P/N

2001 LAND YACHT 30' & 33' GAS

MAIN and SCREEN DOOR

- | | |
|---------------|---|
| 1) 114566 | Trim, inside doorjamb |
| 2) 114059 | Drip cap, main door |
| 3) 922375-02 | Jamb, main door |
| 4) 365013-01 | Gasket, screen door, low-density foam |
| 5) 380079 | Screen, plastic mesh |
| 6) 200518 | Spline, Gray, round, screen installation |
| 7) 380004 | Pull handle, screen door w/screws |
| 8) 381454 | Latch, screen door, double action, Bullet |
| 9) 203000 | Closeout , plastic, sliding, screen door, (gizzy) |
| 10) 922372 | Screen door assembly |
| 11) 365045 | Seal, main door |
| 12) 371373-01 | Window, single pane, stationary, 19.25" x 23.25" |
| 13) 203002 | Cover, inner door lock pocket, plastic |
| 14) Door lock | The main door lock is made up of five separate parts. See hardware in Section III for listing |
| 15) 114005 | Trim, inside door face(also used as roof trim) |
| 16) 201056 | Catch, main door hold back |
| 17a) 380291 | Main door hold back, used w/housing 380290 |
| 17b) 380290 | Latch housing, main door hold back |
| 18) 114914-02 | End cap, rub rail, LH |
| 19) 114865 | Extrusion, rub rail |
| 20) 203080-01 | Molding, 2", white vinyl, rub rail |
| 21) 114914-01 | End cap, rub rail, RH |
| 22) 109988 | Main door assembly |


2001 LAND YACHT 30' & 33' GAS
 DRAPES/BLINDS/VALANCES



101220
 track, standoff



101217
 track, curtain

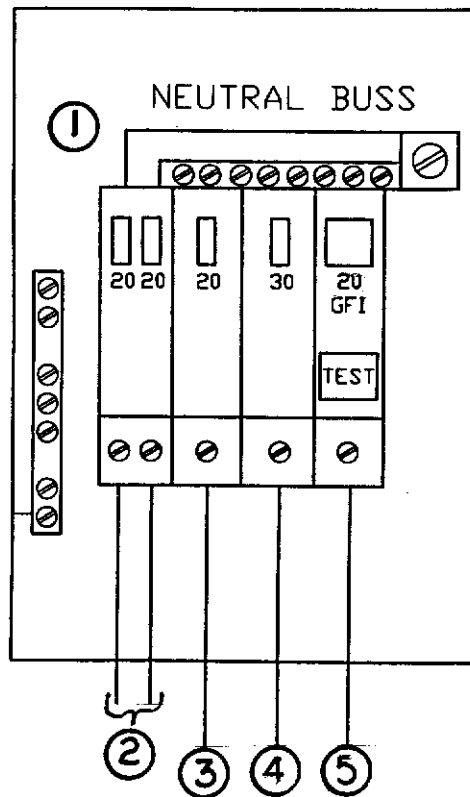


700044
 glides, w/elastic T

- 200784 End, curtain track, CS
 200785 End, curtain track, RS
 702878-02 Drapes, front windshield
- 702355-06 Shade, pull, main door
- 702969-20 Shade, single pleated, night, 63" x 31.5"
 702969-34 Shade, single pleated, night, 49.5" x 32.5"
 702968-19 Shade, pleated, day/night 61.25" x 33.5"
 702968-33 Shade, pleated, day/night 60.25" x 27"
 702968-03 Shade, pleated, day/night 22.5" x 33.5"
 702968-04 Shade, pleated, day/night, 27" x 27"
 702383-05 Shade, pleated, day/night, cotton, 27.25" x 33.5"
- 385963 Bracket, valance mounting, side
- 964464-01 Valance, CS bedroom 53"
 964464-02 Valance, RS bedroom 53"
 964126 Valance, bedroom rear 62.50"
 964117-01 Valance, galley, 30' model
 964117-02 Valance, galley, 33' model
 964121-01 Valance, dinette/RS lounge 64.25"
 964121-02 Valance, dinette/CS lounge 64.25"
 964120-01 Valance, at swivel chair
 964120-02 Valance, CS lounge, 29"

2001 LAND YACHT 30' & 33' GAS ELECTRICAL

110 VOLT



- | | |
|-----------|--|
| 1) 511336 | Breaker box, Square D, 30 amp |
| 2) 510662 | Breaker, 20 amp, double, Square D 2020 |
| 3) 510678 | Breaker, 20amp, Square D 0120 |
| 4) 510663 | Breaker, 30 amp, Square D 0130 |
| 5) 510661 | Breaker, 20 amp, Square D GFI |
| 510634 | Power cord, 120volt, 36 ft. |
| 511426 | Converter, electronic, 55 amp. |
| 510562 | Switch over relay, automatic, shore to gen. |
| 510514 | Switch, priority, microwave to air conditioner |
| 510606 | Receptacle box, priority switch |
| 500385 | Switch cover, ivory |

2001 LAND YACHT 30' & 33' GAS

110 VOLT

510676-01	Receptacle, weatherproof, w/cover
511207	Cover, weatherproof receptacle
511038	Generator, Onan, 5.0 Marquis
0450735	Hour meter
511045-02	Hatch, power cord, white
203016	Trim ring, power cord access

2001 LAND YACHT 30' & 33' GAS

*ELECTRICAL

12 VOLT

511132	Battery, deep cycle
511273	Tray, battery hold-down
511426	Converter, electronic, 55 amp.
511351	Solenoid, latching, continuous duty (kill switch)
511199	Solenoid, continuous duty, (auxiliary start)
510642	Isolator, Model 12023A, 120 Amp. Alternator
511606	Isolator, Model 13023A, 130 Amp. Alternator
511452	Fuse holder, ATC, single, weather proof
511016	Fuse block, 12 volt, 9 position, ATC
500475-05	Circuit breaker, 12 volt, 5amp, w/ears
500475-25	Circuit breaker, 12 volt, 25amp, w/ears
500475-50	Circuit breaker, 12 volt, 50amp, w/ears
511090	Stud type junction block
511233-02	Harness w/module, wiper delay
511419-03	Harness, wiper Chevy/Trico
510914	Terminal, relay block
510844-01	Relay, Bosh #86-117
510843	Flasher, heavy duty
511607-10	Breaker, plug-in, 10 amp, For wiper system

*See **ENTERTAINMENT SECTION**
for radio, VCR, television, antennas, etc.

2001 LAND YACHT 30' & 33' GAS

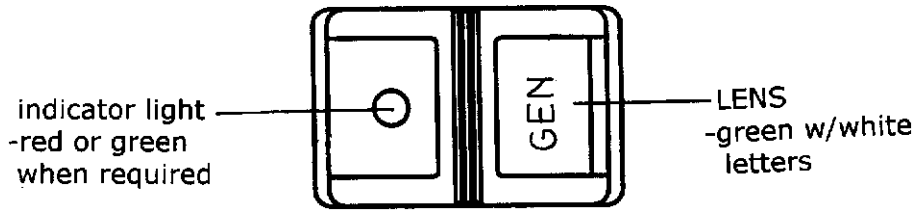
ELECTRICAL

12VOLT

511525	Headlight, CS
511526	Headlight, RS
511529	Bulb, headlight
511528	Turn signal, front, amber, RS
511527	Turn signal, front. amber, CS
380644	Screw, directional adj. headlight
381376	Spring, headlight tension
511094	Driving light kit, Halogen
500892	Light, clearance/reflector, amber
510984-02	Light clearance/side marker, amber
510984-01	Light, clearance, red
511240	Light, tail/turn/stop/back-up
511239	Light, tail/turn/stop
511154-02	Light strip, 3rd brake light 1"x10"
511294	Light, license plate
511101	Light, docking, halogen, black bezel
511101-01	Light, docking, halogen, stainless steel
201991	Housing docking light
510732	Light, utility #1327 (by door)
510672-01	Light, porch (high on side of unit)
511163	Light, compartment
510734	Alarm, back-up
510976	Buzzer, headlight warning GM#999373

2001 LAND YACHT 30' & 33' GAS ELECTRICAL

12 VOLT*DASH SWITCHES



DASH SWITCH

510929-05	Switch, driving light/aisle light/galley light/defrost fan, on-off SPST
510929-02	Switch, auxiliary start, momentary, SPST
510929-08	Switch, rear camera, momentary, DPDT
510929-04	Switch, rear heat, on-off-on, SPST
510929-07	Switch, docking light, on-off w/red indicator, SPST
510929-06	Switch, TV audio through sound system
510929-01	Blank, switch, dash
510931-01	Bezel, dash switches-4sw
511305-10	Switch, mirror heat
381321-03	Switch, exterior mirror
195386	Switch, momentary, on-off, window, cap door
510931-01	Switch, wiper w/delay

*Note: Engine check and headlight switches are provided by the chassis manufacturer.

2001 LAND YACHT 30' & 33' GAS

ELECTRICAL

12-VOLT

Lens with print for dash switches

510930-02	Lens, door lock
510930-03	Lens, generator
510930-04	Lens, rear heat
510930-06	Lens, aisle light
510930-07	Lens, docking light
510930-25	Lens, rear camera
510930-28	Lens, driving light
510930-31	Lens TV speaker
510930-32	Lens galley light
510930-33	Lens, auxiliary start
510930-34	Lens, inverter
510930-35	Lens, defrost fan

2001 LAND YACHT 30' & 33' GAS

ELECTRICAL

12VOLT

511305-10	Control switch, heated mirror
511305-05	Mirrors, exterior, Velvac, heated/remote
511305-09	Cable extension, exterior mirror, 5.5'
511305-08	Cable extension, exterior mirror, 11.0'
510814	Switch, pushpin type-drivers door jamb
511044-03	Actuator, two position, rear camera
510802-01	Actuator, door lock, 5-wire
511352	Module, locking, keyless entry
195285-05	Power window regulator, Rockwell
195386	Switch, cab window door
511141	Solar panel, 5watt
511413	Light, indicator, solar panel
510807	Outlet, 12-volt
511276	Cover, 12-volt outlet, black
510596	Cigarette lighter, chrome
511486	Switch, magnetic, round, step
510688	Switch, 4-gang, bathroom
500933	Switch, water heater
511078	Switch, 4-gang, at entrance door
511083-02	Cover, 4-gang switch at entrance door
511513	Light, green LED, monitors battery disconnect
511152-11	Range hood w/monitor, black
381507	Clock-quartz-w/gold trim
500996	Jack, TV/phone, Gray
510624-01	Modular, telephone jack-bedroom

2001 LAND YACHT 30' & 33' GAS

ELECTRICAL

12 VOLT

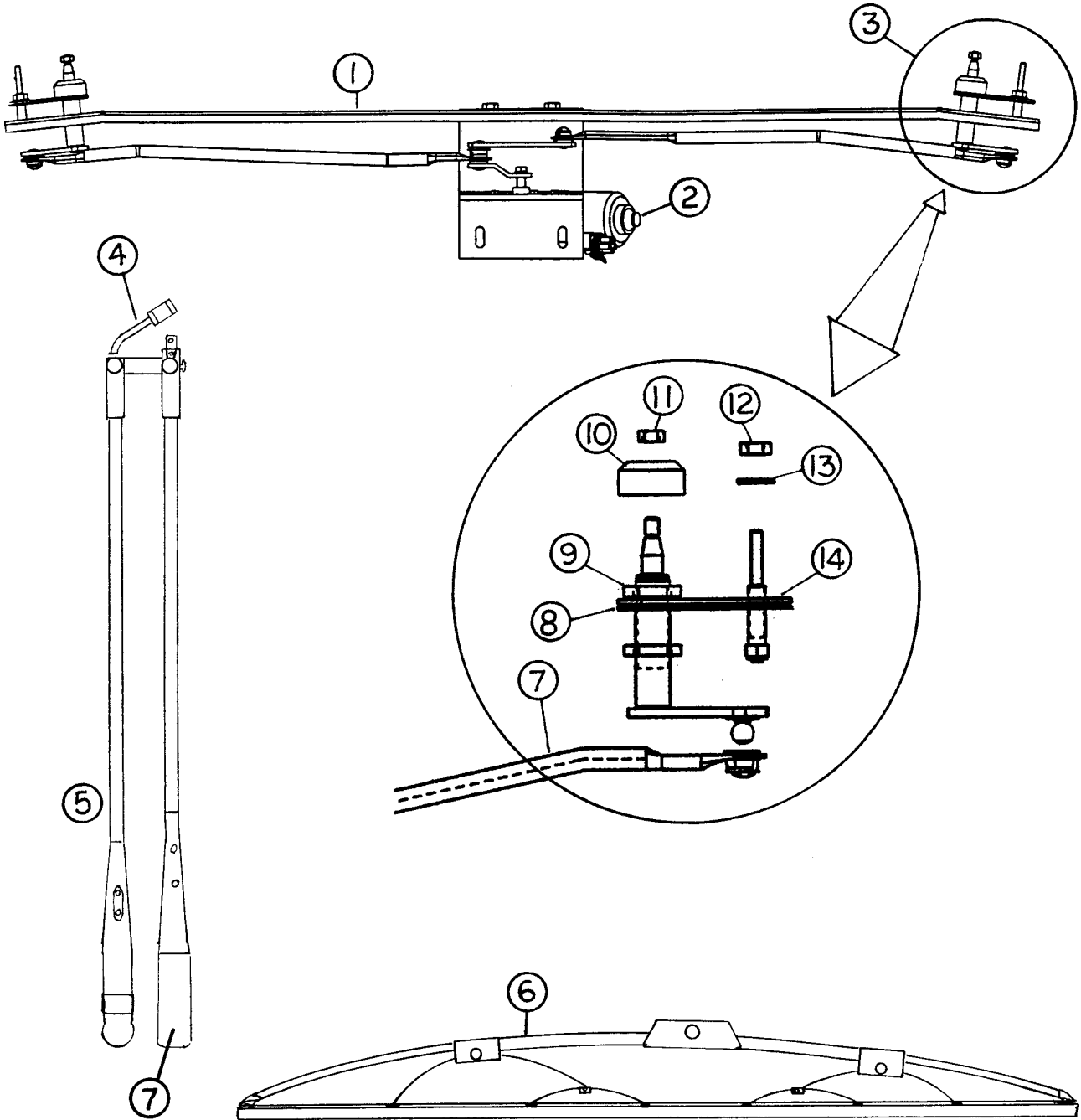
500960-01 680084	Light, fluorescent, recessed, 14.75 Bulb, fluorescent, F8T5-CW
500960-02 680085	Light, fluorescent, recessed, 20.63 Bulb, fluorescent, F15T8-CW
511297 511137-100	Light, reading, halogen w/switch Bulb, halogen, reading light
511515 511495-100 511474-02	Light, chandelier, over dinette Bulb, incandescent, 1141 Switch, dimmer, black
511298 510689 511298-02 511298-01	Wall lamp, 12 volt Bulb, incandescent, 1076 Shade, wall lamp, round Shade, wall lamp, rectangular
500956 681924	Light, wardrobe, w/switch Bulb, wardrobe light, 581
511361	Light, courtesy, flush-mount, dash, black separate bulb not available
510973 001003 511031	Light dome, triple, black Bulb, map light/closet light, 1003 Bulb, dome light, 168
511410 50085-02	Light, shower, incandescent Bulb, incandescent, #1141

2001 LAND YACHT 30' & 33' GAS

NOTES:

2001 LAND YACHT 30' & 33' GAS

WIPER ASSEMBLY



See next page for P/N

2001 LAND YACHT 30' & 33' GAS

WINDSHIELD WIPER

- 1) 511419-03 Windshield wiper assy, Work Horse
- 2) 511419-101 Wiper motor, Work Horse
- *3) 511419-102 Pivot and link assembly, Trico
- 4) 511419-103 Washer jet and tubing, Trico
- 5) 511419-104 Pantograph arm assembly, Trico
- 6) 511419-105 Blade assembly, 28", Trico (does not inter change with 1998 and prior)

*The following parts make up the pivot and link assembly
for reference only

- 7) Link
- 8) Oval rubber gasket
- 9) Nut, 1 1/8"
- 10) Rain shield
- 11) Nut, arm retainer -8mm
- 12) Nut, swivel retainer -10mm
- 13) Washer
- 14) Oval faceplate

511607-10 Breaker, plug-in, 10 amp, For wiper system

2001 LAND YACHT 30' & 33' GAS

ENTERTAINMENT

690397	TV, RCA, 19", See model change on next line.
690444	TV, mono, 19" RCA, after unit 640692
511373-01	Theater sound system, 2-18 watt amplifiers (Puts TV through front speakers)
690398	TV, RCA-13" See model change on next line.
690398-01	TV, RCA, 13" used after unit 640917
511608	Isolation Transformer, add for noisy sound systems
511464-01	Headphone control
500975	Headphones, lightweight
511464-02	Speaker, 4', 5watt
511464-03	Grill, speaker, black
511423	Plug-earphone
510918-01	Monitor, Sony Watchman
510929-08	Switch, momentary, rear camera
511044-03	Actuator, two position, rear camera
201888	Closeout, monitor camera, interior
203030	Closeout, monitor camera, exterior
201843	Lens, back-up monitor
690413	Video cassette recorder, Sony
511310	Video control center
510818	Noise suppressor, stereo
511383-01	Radio, Sony XR-C5120
511048	Speaker set, Coustic-HS-402
510788-01	Antenna, TV, Winegard
510788-03	Amplifier, antenna, Winegard
510788-107	Gear, elevating, plastic, Winegard
510788-118	Handle, directional kit, Winegard
510616	Connector, "F", coax
510623	Connector, male-to-male, coax
500994	Antenna, radio

2001 LAND YACHT 30' & 33' GAS

SECTION III

F through H

FASTENERS (common fasteners available locally are not listed)

Rivets	III-1
Screws	III-3

FLOOR COVERING

Carpet.....	III-4
Hardwood flooring.....	III-4
Mats	III-4

FURNITURE

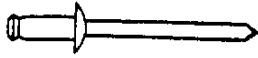
Interior doors	III-5
Mirrors	III-6
Miscellaneous doors.....	III-6
Drawer face	III-7
Drawer box	III-7
Bedroom furniture.....	III-8
Bath, 30ft	III-10
Bath, 33ft	III-11
Galley, 30ft.....	III-12
Galley, 33ft.....	III-14
Lounge/cab, 30ft.....	III-16
Lounge/cab, 33ft	III-18

HARDWARE


Props	III-20
Exterior locks/hinges	III-22
Drivers door	III-23
Interior drawers.....	III-24
Bath accessories	III-29
Awning hardware	III-30

2001 LAND YACHT 30' & 33' GAS

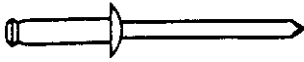
*FASTENERS



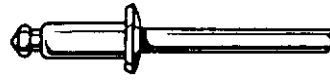
330126-02
rivet, pop
dia. 1/8 "
grip range .126-.187
stainless steel body
stainless steel mandrel



330126-03
rivet, pop
dia. 1/8 "
grip range .126-.250
stainless steel body
stainless steel mandrel



330136-04
rivet, pop
dia. 1/8"
grip range .313-.375
stainless steel body
stainless steel mandrel



330031-03
rivet, pop
dia. 3/16"
grip range .125-.250
stainless steel body
stainless steel mandrel



330031-03
rivet, pop
dia. 3/16"
grip range .126-.250
stainless steel body
steel mandrel

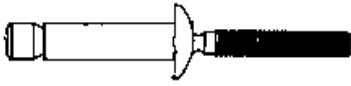


320108-01
rivet, bulb tite, w/washer
dia. 3/16"
grip range .050-.187
aluminum body
aluminum mandrel

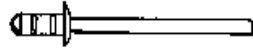
*Common bolts and screws readily available at local hardware outlets have not been listed.

2001 LAND YACHT 30' & 33' GAS

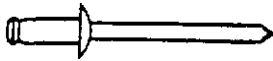
*FASTENERS



330139-02
dia. 1/4"
grip range .350-.625
stainless steel body
stainless steel mandrel



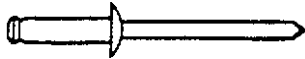
330137
dia. 1/8"
grip range .039-.189
aluminum body
steel mandrel



330127-03
dia. 1/8"
grip range .063-.125
aluminum body
aluminum mandrel



300101
1/8" I.D.
washer, aluminum



330127-05
dia. 1/8"
grip range .251-.312
aluminum body
aluminum mandrel

*Common bolts and screws available at local hardware outlets have not been listed

2001 LAND YACHT 30' & 33' GAS

*FASTENERS



320122
screw, pan head, Phillips
black
#4 x 1/8" (glove box tray)



320114-04
screw wood oval head, Phillips
antique brass
#5 x 1/2"



320114-05
Screw wood, oval head, Phillips
Antique brass
#5x5/8" #6x1.00"



320115-06
screw wood, flat head, Phillips
stainless steel



320124-06
screw, flathead, Phillips
stainless w/white head

*Common bolts and screws readily available at local hardware outlets have not been listed.

2001 LAND YACHT 30' & 33' GAS FLOOR COVERING

*702793-07	Carpet, Regal Shadows, Roman Sands
700173-01	Carpet padding, 1/2in.
702893	Flooring, smooth rubber
702812-02	Flooring, step-tread, round black knobs
701538	Carpet, Velour, for storage compartment
201709-02	Extruded trim molding, black, baggage compartment
381346	Floor mats, cab, drivers or passenger
702549	Mat, entrance, w/Airstream logo
702550	Mat, entrance, step well
801115	Flooring, hardwood, Oak
800639-02	Adhesive, hardwood floor
360216	Caulk, brown, acrylic latex

*See sample chart provided to your sales department
for more carpet and upholstery part numbers.

2001 LAND YACHT 30' & 33' GAS

FURNITURE

DOORS, INTERIOR

side to side top to bottom
(Inches)

800597-404	door, raised panel	9.75 x 33.00
800597-744	door, raised panel	10.25 x 29.50
800597-474	door, raised panel	10.5 x 37.75
800597-094	door, raised panel	11.00 x 29.75
800597-754	door, raised panel	11.25 x 31.00
800597-174	door, raised panel	11.50 x 15.75
800597-774	door, raised panel	11.50 x 18.00
800597-594	door, raised panel	11.50 x 18.50
800597-554	door, raised panel	11.50 x 22.00
800597-024	door, raised panel	14.00 x 20.00
800597-034	door, raised panel	16.50 x 20.00
800597-604	door, raised panel	17.00 x 10.00

Width x height

800557-234	door frame, for mirror	10.50 x 32.50
800557-374	door frame, for mirror	10.50 x 42.00
800557-094	door frame, for mirror	11.12 x 28.12
800557-334	door frame, for mirror	11.50 x 19.5
800557-154	door frame for mirror	19.00 x 60.00

2001 LAND YACHT 30' & 33' GAS

MISCELLANEOUS DOORS

962782-01	Door bath swing, 30ft.
961413-02	Door, bath slider, 30ft.
702681-03	Door, foldette, beige, 30ft.
702306-02	Shower door, 30ft.
702306-04	Shower door, 33ft.
702306-107	Drip cap, shower door
961413-04	Door, bath slider, 25.5" x 72.0", 33ft.
961413-05	Door, bath slider, 34.5" x 72.0", 33ft.
800881-054	Door, louvered Oak, 19.0" x 12.5"
801158-164	Door frame, smooth, 11.5" x 17.5"
801225-04	Door insert, refrigerator, 15.50" x 20.38"
801225-034	Door insert, refrigerator, 38.38" x 20.38"

MIRRORS

(Inches)

372221-10	mirror w/V	7.62x29.62
371262-34	mirror, safety	7.62x29.62
372206-02	mirror, safety w/V	7.62x39.12
372210-11	mirror, beveled	7.75x19.50
372210-06	mirror, safety	8.62x14.62
372206-04	mirror, safety w/V	8.62x16.62
371262-15	mirror, safety	10.56x17.12
372207-01	mirror, safety	10.63x17.13
372203-19	mirror, safety	11.13x22.5
371262-32	mirror, safety	14.00x60.12
371262-10	mirror, safety	16.13x28.13
372203-15	mirror, safety	17.00x25.25
372203-14	mirror, safety	21.0 x 22.0

2001 LAND YACHT 30' & 33' GAS

FURNITURE-DRAWER FACE/DRAWER BOX

(Inches)		
800599-584	Drawer face	4.75x21.5
800599-404	Drawer face	7.00x10.25
800599-024	Drawer face	7.00x11.75
800599-524	Drawer face	7.00x12.75
801156-874	Drawer face	7.00x16.75
800599-384	Drawer face	7.00x21.00
800599-214	Drawer face	7.00x23.00
800597-744	Drawer face	10.25x29.50
800599-684	Drawer face	10.50x24.75
800599-714	Drawer face	16.75x16.75

DRAWER BOXES

(Inches)		
964906-11	Drawer box	2.75 x 8.25 x 18.0
964906-07	Drawer box	2.75 x 10.0 x 18.0
964906-02	Drawer box	2.75 x 19.5 x 18.0
964910-07	Drawer box	5.00 x 10.0 x 14.0
964910-02	Drawer box	5.00 x 10.0 x 18.0
964910-16	Drawer box	5.00 x 10.81 x 20.0
964910-15	Drawer box	5.00 x 15.0 x 20.0
964910-06	Drawer box	5.00 x 19.5 x 14.0
964910-03	Drawer box	5.00 x 19.5 x 18.0
964910-01	Drawer box	5.00 x 20.88 x 18.0
964908-03	Drawer box	8.00 x 13.25 x 20.00
963790	Drawer box (goes under "J" bed)	
964008	Drawer box (goes under sofa)	
2000980-01	Tray, silverware	

2001 LAND YACHT 30' & 33' GAS
FURNITURE-TWIN BEDROOM

963831	Roof locker assy. RS
963832-01	Face frame, RS rear roof locker
963790	Bed, twin, RS
961792	Headboard, twin, RS
963804-02	Roof locker assy. CS
963805-01	Face frame, CS rear roof locker
963892	Bed, twin CS
961793	Headboard, twin, CS
963835-02	Roof locker, rear, over window
963837-01	Face frame, rear roof locker
963893	Nightstand, center, rear
961779-01	Face frame, rear nightstand
961780	Top, rear nightstand
963894-03	Wardrobe assy. RS
963611-01	Face frame, RS rear wardrobe
964068	Corner mirror assembly
372203-18	Mirror, corner make-up, 11.13" x 28.13"

2001 LAND YACHT 30' & 33' GAS
FURNITURE-DOUBLE BEDROOM

963836-04	Roof locker, rear, over window
964430-01	Face frame, rear roof locker
963895-01	Wardrobe assy. rear, RS
962816-01	Face frame, rear RS wardrobe
963895-02	Wardrobe assy., rear, CS
962817-01	Face frame, rear CS wardrobe
964018	Wardrobe assembly, CS
964017	Face frame, CS wardrobe
963789	Bed, rear double
965091	Headboard "J" double
964071	Mirror assy. corner
964072	Shelf/facer assy., corner, make-up cabinet.
962666	Top, make-up cabinet
964010-01	TV cabinet, bedroom, rear double
964868	Control panel assembly (furniture only)
964869	Frame, control panel
386017	Decal, control panel backer, black

2001 LAND YACHT 30' & 33' GAS

FURNITURE- *BATH-30'only

962947-02	Lavy assembly
962956-01	Face frame, lavy assy.
964375-01	Lavy top-Corian
962747-01	Face frame, shower
800880-01	Stile, aft bath panel
203001	Shower stall, fiberglass
203004	Shower stall ceiling liner
702306-02	Shower door, gold
963931-01	Medicine cabinet assy.
962750-01	Face frame, medicine cabinet
961410-01	Jamb, bath door
963426-01	Header, bath door
381563	Track, formed curve, foldette door

*Note: Bath fixtures can be found in hardware-water connected parts in plumbing.

2001 LAND YACHT 30' & 33' GAS

FURNITURE- *BATH-33'only

963888-02	Lavy assy.
961699-01	Face frame, lavy assy.
964376-01	Lavy top-Corian
962216-01	Face frame, shower
800880-01	Stile, aft bath panel
201957	Shower stall, fiberglass
702306-04	Shower door, gold
963932-01	Medicine cabinet assy.
961927-01	Face frame, medicine cabinet
800894	Header, sliding door, forward
963876	Wardrobe assy., CS
963875-01	Face frame, CS bath wardrobe
801144	Panel, forward, CS wardrobe
963890	Wardrobe assy. RS
961710-01	Face frame, RS bath wardrobe
800886	Panel, aft, RS wardrobe
800887	Panel, forward, RS wardrobe

*Note: Bath fixtures can be found in hardware-water connected parts in plumbing.

2001 LAND YACHT 30' & 33' GAS

FURNITURE-GALLEY-30'only

963925	Refrigerator cabinet assy.
963924-01	Face frame, refrigerator cabinet
965090	Roof locker, dinette
965089-004	Face frame, dinette roof locker
962846-01	End cap, dinette roof locker
961040-01	Microwave cabinet assy.
961038-01	Face frame, microwave cabinet
964578-01	Galley cabinet assy.
964579	Face frame, galley cabinet
964968-01	Galley top assy.-Corian
964973-01	Sink cover-Corian
690396-03	Bi-fold range covers
963810	Roof locker assy., galley/lounge
964146	Face frame, galley roof locker
962720-03	Table assy. dinette
801070-004	Table top, Oak, w/No mar finish
963654-01	Back splash, dinette table
964536	Dinette seat assy., LH
964538	Back, upholstered, LH dinette seat
964334-03	Flex spring seat, 21.63" x 38.0"
964535	Dinette seat assy., RH
964537	Back, upholstered, RH dinette seat
964334-03	Flex spring seat, 21.63" x 32.0"
703125-02	Top dinette seat, urethane buckskin

(Continued)

2001 LAND YACHT 30' & 33' GAS

FURNITURE-GALLEY-30'ONLY

963991	Spice rack
963990	Magazine rack
381491	Trash container, roll out
800631	Handrail, Oak

2001 LAND YACHT 30' & 33' GAS

FURNITURE-GALLEY-33'only

963879	Refrigerator cabinet assy.
963880-01	Face frame, refrigerator cabinet
963896	Roof locker, galley
962843-01	Face frame, galley roof locker
962846-01	End cap, galley roof locker
963619-02	Microwave cabinet assembly
961039-01	Face frame, microwave cabinet
964576-02	Galley cabinet assy.
964577	Face frame, galley cabinet
964969-01	Galley top assy.-Corian
964973-01	Sink cover-Corian
964383-01	Range covers-Corian
200980-01	Tray, silverware
964147	Roof locker assy., dinette/lounge
964145	Face frame, dinette roof locker
962720-01	Table assy. dinette
801054-004	Table top, Oak, w/no mar finish
963654-02	Back splash, dinette table
962117-03	Leg, dinette table, hardwood
964493-01	Dinette seat assy., LH
964517	Back, sub assembly, LH seat
964334-02	Flex spring seat, 21.63" x 38.0"
964492-01	Dinette seat assy., RH
964500-02	Back, upholstered, RH dinette seat
964334-02	Flex spring seat, 21.63" x 38.0"
703125-02	Top dinette seat, urethane buckskin

(Continued)

2001 LAND YACHT 30' & 33' GAS

FURNITURE-GALLEY-33ft. only

963899-01	Pantry assy.
961708-01	Face frame, pantry
800889	Panel, aft pantry
963991	Spice rack
963990	Magazine rack
381491	Trash container, roll out
800631-004	Hand rail, Oak

2001 LAND YACHT 30' & 33' GAS
FURNITURE-LOUNGE and CAB-30ft. only

963928	Roof locker, front overhead
960482-01	Face frame, front roof locker
964744	Door header cabinet (over main door)
963809-01	Face frame, door header cabinet
800577-13	Trim, decorative, 25 1/4
963806	Roof locker, over swivel chair
963807-01	Face frame, roof locker, CS lounge area
963810	Roof locker, over lounge/dinette, RS
964146	Face frame, roof locker over lounge
964045-02	Beverage tray assy.
203011-01	Cup holder, LH
203011-02	Cup holder, RH
960667	End closeout assy., lounge
*702800-399	Sofa, jack knife, 68", Roman Sands, w/drawer face
964008	Drawer box, lounge (drawer face comes w/lounge)
960668	Armrest assy., lounge
453368-01	Leg, sofa, 12"
453368-02	Leg, sofa, 8"
453626	Leg, sofa

*Changing the - (dash) number to:

350 = Georgia Peach

379 = Mosaic Blue

389 = Tropical Isle

2001 LAND YACHT 30' & 33' GAS
FURNITURE-LOUNGE and CAB-30 FT. ONLY

960669-02	Close-out, CS, above passenger shoulder
960669-01	Close-out, RS, above drivers shoulder
702897-03	Drivers seat, power w/padded skirt
702898-02	Passenger seat, non-power w/padded skirt
*703022-399	Swivel chair, Roman Sands
452277-01	Pedestal, swivel chair
452277-02	Plate, top pedestal, w/remote
381515	Sun visor
203160	Armrest, cab, plastic, RS
203161	Armrest, cab, plastic, CS
702192-08	Map pocket, drivers door
201997-01	"A" post cover, beige plastic, RS
201997-02	"A" post cover, beige plastic, CS

*Changing the-(dash) number to:

350 = Georgia Peach
379 = Mosaic Blue
389 = Tropical Isle

2001 LAND YACHT 30' & 33' GAS
FURNITURE-LOUNGE and CAB-33 only

963900	End table assy.
961715-01	Face frame, end table
963123-004	Top, end table
963928	Roof locker, front overhead
960482-01	Face frame, front roof locker
963797	Door header cabinet (over main door)
963798-01	Face frame, door header cabinet
800577-13	Trim, decorative, 25 1/4
963801-01	Roof locker, over swivel chair
963802-01	Face frame, roof locker, CS lounge area
964147	Roof locker, over lounge/dinette, RS
964145	Face frame, roof locker over lounge
964045-02	Beverage tray assy.
203011-01	Cup holder, LH
203011-02	Cup holder, RH
960667	End closeout assy., lounge
*702801-399	Sofa, jack knife 74", Roman Sands, w/drawer face
964008	Drawer box, lounge (drawer face comes w/lounge)
960668	Armrest assy., lounge
453626	Sofa leg

*Changing the- (dash) number to:

350 = Georgia Peach

379 = Mosaic Blue

389 = Tropical Isle

2001 LAND YACHT 30' & 33' GAS
FURNITURE-LOUNGE and CAB-33 only

960669-02	Close-out, CS, above passenger shoulder
960669-01	Close-out, RS, above drivers shoulder
702897-03	Drivers seat, power, w/padded skirt
702898-02	Passenger seat, non-power w/padded skirt
*703088-399	Recliner, Phase III, Roman Sands
452277-01	Pedestal, swivel chair
452277-02	Plate, top pedestal, w/remote
381515-04	Sun visor
203160	Armrest, cab, plastic, RS
203161	Armrest, cab, plastic, CS
702192-08	Map pocket, drivers door
201997-01	"A" post cover, beige plastic, RS
201997-02	"A" post cover, beige plastic, CS
203115	Engine cover, fiberglass
203116	Base, engine cover, fiberglass

*Changing the - (dash) number to:

350 = Georgia Peach
379 = Mosaic Blue
389 = Tropical Isle

2001 LAND YACHT 30' & 33' GAS

HARDWARE

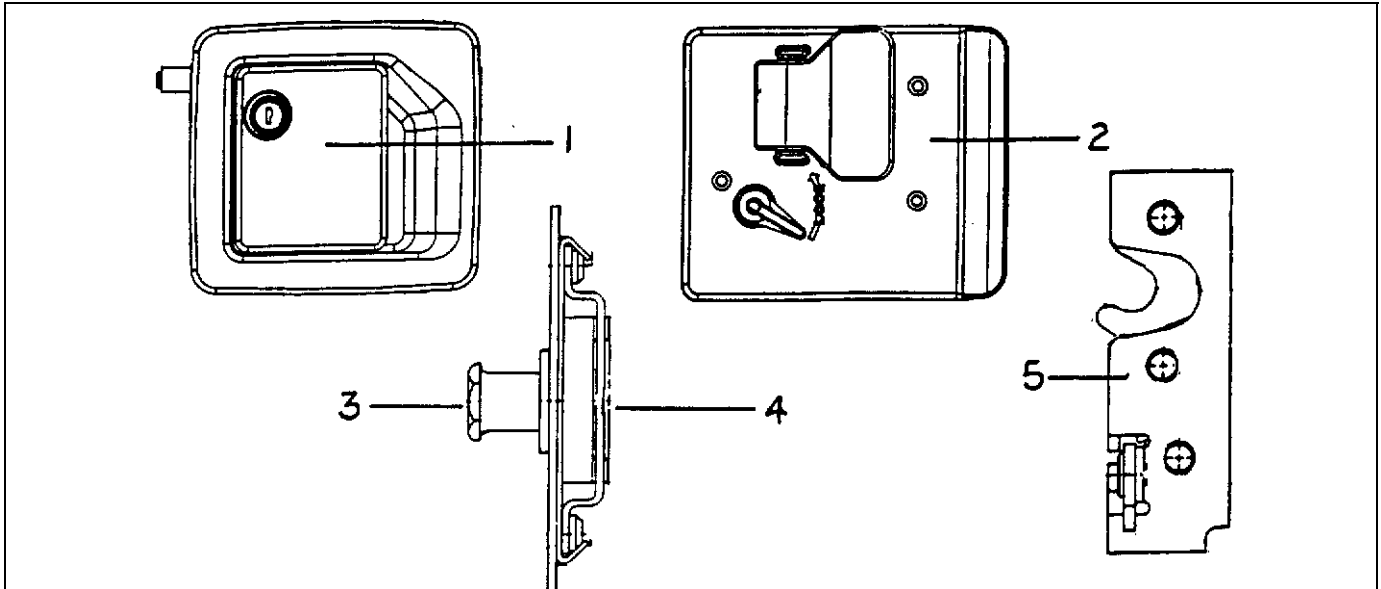
HINGES, CATCHES, LOCKS, PROPS

381428-18	Prop, spring, push-button, front hood
381262	Bracket, prop, w/ball
381109	Bunk latch (slide bolt), front hood
381481-03	Socket, door, ball prop
385587	Cap, rubber, hood bumper, black
381565-04	Plunger, bolt, assembly, w/o rod collar
452736	Bracket, hood latch pocket
452737	Bracket, pull cable
381484	Strike, compartment door
381327	Cable, hood release
381434	Hinge, stainless steel 3 x 3"
381565-01	Handle assembly, keyed alike, lower comp.
381565-05	Key TM 904
381565-04	Plunger, bolt assy., lower compartment
381456	Cable, coated, handle to plunger
381529	Hinge, lower compartment
381565-02	Handle assy., non-locking, lower compartment
381427	Friction catch, holds lower doors up to side
381569-03	Spring, gas prop, 40", compartments
381262	Bracket, prop, w/ball
381633	bracket, prop, 2"
371366-100	Weep hole cover, SE-GI window
371366-101	Sweep latch, SE-GI window
195373	Paddle handle w/lock, black, trunk
381533	Striker, trunk door lock
381569-01	Spring, gas prop 17.20, 50#, trunk door
381310	Bracket, gas prop, upper, trunk door

2001 LAND YACHT 30' & 33' GAS

HARDWARE MAIN DOOR

TRI-MARK main door lock



- | | |
|--------------|---------------------------|
| 1) 381521-01 | Outside lock housing |
| 2) 381521-02 | Inside lock plate |
| 3) 381284 | Striker bolt |
| 4) 381521-04 | Caged nut |
| 5) 381521-03 | Rotary latch |
| 381521-05 | Screws, inside lock plate |

Dead bolt-Tri-mark

- | | |
|-----------|-------------------------------------|
| 510802-01 | Actuator, door lock, 5-wire |
| 381323-01 | Dead bolt assembly |
| 452030 | Bolt, Tri-mark dead bolt |
| 381326 | Striker, 10007 w/Tri-mark dead bolt |
| 345321-12 | Screw, #8-32, flat head, black |
| 201787-01 | Pan, plastic, dead bolt, interior |

2001 LAND YACHT 30' & 33' GAS

HARDWARE

MAIN DOOR/SCREEN DOOR

381334	Hinge leaf, jamb, main door
381377	Hinge leaf, door
381377	Hinge leaf, screen door
385599-075	Bearing, sleeve, hinge
310024	Pin, hinge .250" x 6"
300118-01	Washer, nylon, main door hinge
380079	Screen, plastic mesh
200518	Spline, Gray, round, screen installation
380004	Pull handle, screen door w/screws
381454	Latch, screen door, double action, Bullet
203000	Closeout, plastic, sliding, screen door, (gizzy)
201056	Catch, main door hold back
380291	Main door hold back, used w/housing 380290
380290	Latch housing, main door hold back

2001 LAND YACHT 30' & 33' GAS

HARDWARE

DRIVERS DOOR

TRIMARK Drivers door lock

381285	Housing and black paddle, exterior
195293-08	Bezel and lever assy., inside
195293-01	Latch and linkage w/override and unlock
381381	Rod, inside release lock
381382	Rod, inside release latch
381391	Rod, outside release latch
381284	Striker bolt-Tri-mark
195293-12	Rod end clip, LH
195293-11	Rod end clip, RH
510802-01	Actuator, door lock, 5-wire Acme
381394	Hinge leaf, jamb, driver door
381393	Hinge leaf, driver door
310024-01	Hinge pin 8"
381158	Assist handle, drivers door
381045	Ash tray, drivers door
195285-05	Power window operator, Rockwell
195386	Switch, momentary, power window
195282-02	Extrusion, drivers window guide
195314	Window lift bracket, drivers door
195345	Webbing, brown nylon strap, drivers door

Note: See seals for seals and gaskets on doors and windows.

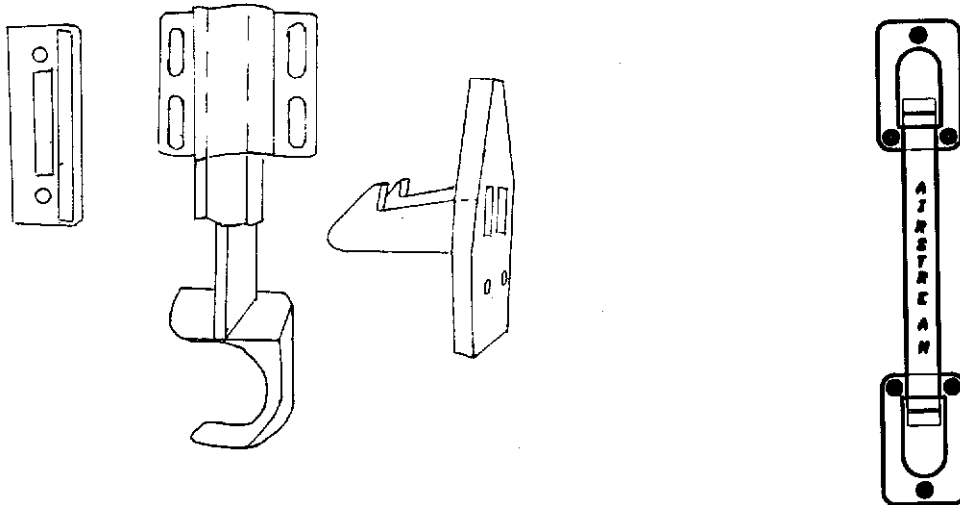
2001 LAND YACHT 30' & 33' GAS HARDWARE

HINGES, CATCHES, LOCKS, PROPS

- 381526-06 Rear bracket, adjustable, drawer slides

- 381526-01 Drawer slide, 14" roller type
- 381526-03 Drawer slide 18" roller type
- 381526-04 Drawer slide, 20" roller type
- 381526-05 Drawer slide, 22" roller type
- 381400-01 Drawer slide, 12" ball bearing type
- 381400 Drawer slide, 14" ball bearing type
- 381090 Drawer slide, 22" ball bearing type

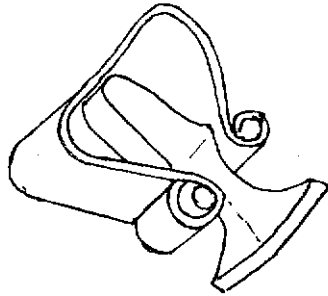
- 381601 Hinge, cabinet, Antique Brass
- 380210 Hinge, plain steel
- 380284-02 Hinge bracket, dinette table
- 380458 Hinge, piano, brown, 5/8" leaf
- 380203-01 Hinge, piano, clear anodized, 1/8" pin



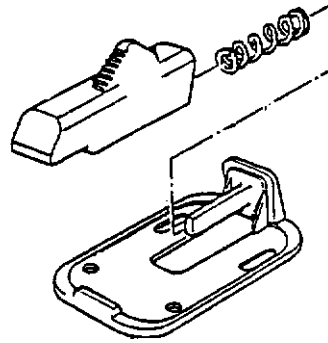
381454 Latch, screen door,
Bullet

381696 Grab handle,
embossed, "AIRSTREAM"

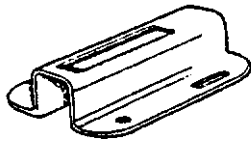
2001 LAND YACHT 30' & 33' GAS



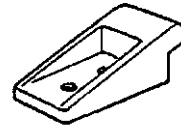
381427 Friction catch,
lower comp, door to side back.



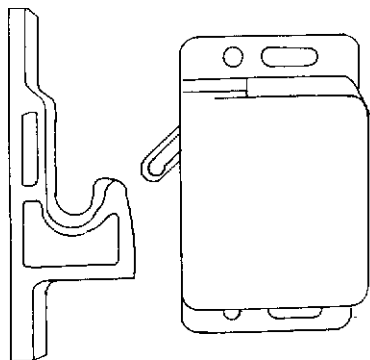
380291 Main door hold
Used w/ housing
#380290



380290 Latch housing,
main door holdback



201056 Catch, main door
holdback



381228 Grabber door latch
w/catch, 10 lb. rating only,
381228-01 Gabber door latch
w/catch, 3 lb. rating



381228-100 Catch
grabber door latch

2001 LAND YACHT 30' & 33' GAS

HARDWARE

HINGES, CATCHES, LOCKS, LATCHES, PROPS



- 360012 Bumper, rubber
white, stick-on, cylindrical
- 360012-01 Bumper, rubber
brown, stick-on, cylindrical



- 195329-220 Bumper rubber
clear, stick-on, oval



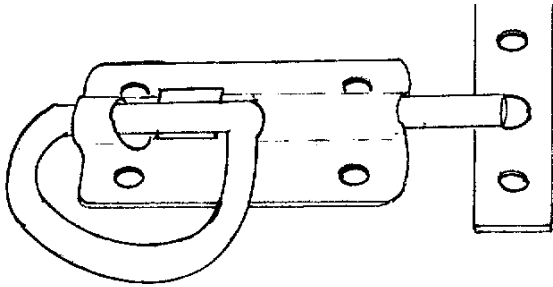
- 381682 Clip, mirror
retainer, brown



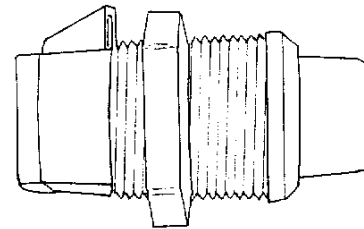
- 380016 Bumper,
rubber, square,
Gray 3/8" x 3/8"



- 385587 Cap, rubber
hood bumper,
black

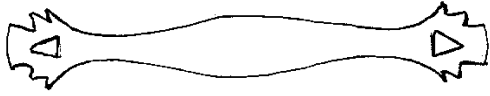


- 381109 Slide bolt latch




- 381408 Latch, push button,
black, pantry

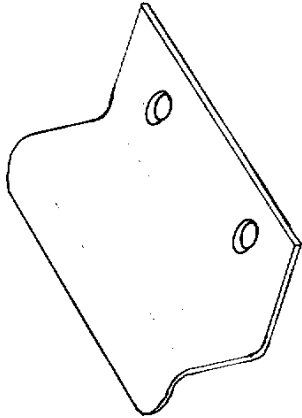
2001 LAND YACHT 30' & 33' GAS




381599 Pull handle,
drawer/door, Antique brass



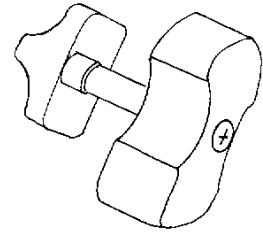
381175 Pull handle, wood



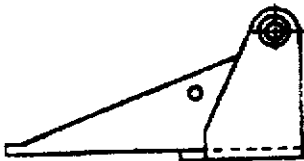
385940 Mirror pull,
brass



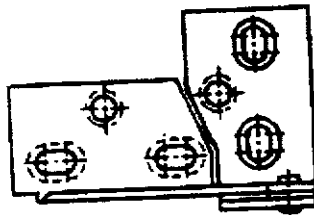
381022 Latch, swinging
bath door




702306-06
Travel latch shower
door



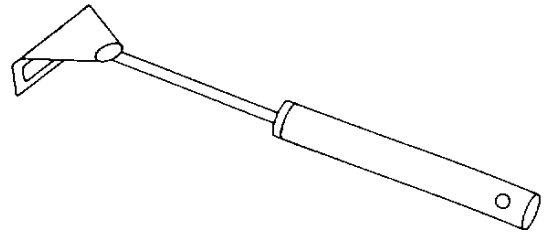
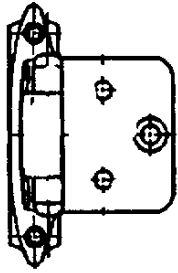
385935 Hinge, pivot, brass
for bath mirror



381603 Pull, three
finger, brass



2001 LAND YACHT 30' & 33' GAS



381601 Hinge, Antique brass

381147 Door support
spring loaded

381242-01 Bracket, shelf, vertical, 30", rear wardrobe

381243 Clip, shelf support, rear wardrobe

381527 Speedy shelf strip

380046 Flange, chrome, clothes rod support

380045 Tubing 3/4" metal, clothes rod

200975-04 Conduit, flexible, -black, covers clothes rod

381298 "J" bracket, center clothes rod support

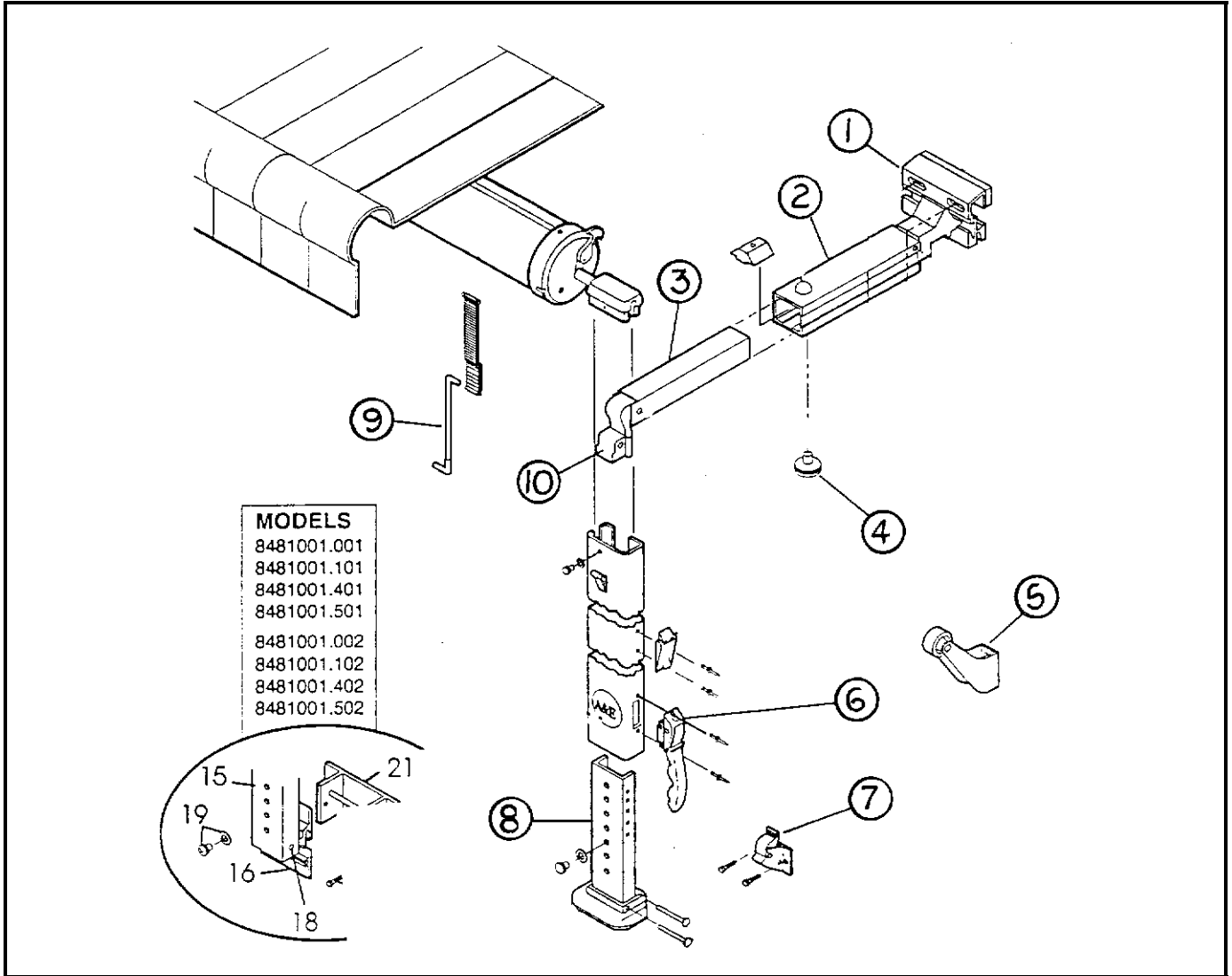
2001 LAND YACHT 30' & 33' GAS

HARDWARE

453453	Bracket, bedroom TV shelf
381220-01	Mirror clip, nickel-plated#318
381220-02	Mirror clip, nickel-plated #309
381449-04	Rail, decorative rod, center rear roof locker
381449-05	Post, decorative rod, center rear roof locker
381067-09	Prop, gas, 90#-twin bed
381262	Bracket, prop, w/ball-angle
381085	Clip, retaining, gas prop bracket
*381385	Dual lock #400-1" strips
*381386	Dual lock #170-1" strips
381443-04	Sliding door set, includes carriers, top door plates, and track
380034	Toilet paper holder, chrome
381626-02	Towel bar, 18", chrome and brass
380017	Tooth brush/tumbler holder
380248	Soap dish
452358	Catch, glove box latch
381438	Latch, glove box, squeeze
381442	Retainer clip, glove box latch
381437	Hinge, glove box

*These two parts work similar to Velcro but have interlocking knobs rather than hooks and loops.

2001 LAND YACHT 30' & 33' GAS



- | | |
|----------------|--------------------------------------|
| 1) 702679-104 | Bracket top, A&E awning |
| 2) 702679-103 | Rafter, main, A&E awning |
| 3) 702679-105 | Secondary rafter, A&E awning |
| 4) 702679-106 | Knob, adjustment, 1 7/8" A&E awning |
| 5) 702679-109 | Door roller, A&E awning |
| 6) 702679-111 | Lift handle, A&E awning |
| 7) 702679-108 | Bracket, bottom mounting, A&E awning |
| 8) 702679-107 | Arm, adjustable, A&E awning |
| 9) 702679-102 | E-Z pull rod, A&E awning |
| 10) 702679-110 | Slider assembly, A&E awning |

2001 LAND YACHT 30' & 33' GAS

SECTION IV L through Z

LABELS and TAGS	IV-1
OPTIONS	IV-3
PLUMBING	
LPG.....	IV-5
Fresh water.....	IV-6
Drain water.....	IV-11
Toilet	IV-17
SAFETY EQUIPMENT	IV-18
SEALS/SEALER/PAINT	
Gaskets.....	IV-19
Sealer	IV-22
Adhesive.....	IV-23
Paint	IV-23
UPHOLSTERY/FOAM/MATTRESS	
Mattresses	IV-24
Seats	IV-24
Pillow kits	IV-25
Dinette foam/upholstery, 30ft.	IV-28
Dinette foam/upholstery, 33ft.	IV-28
VENTS and FANS	IV-29

2001 LAND YACHT 30' & 33' GAS
LABELS AND TAGS

385103	Plate,RVIA
385531	FMVSS certification label
385815	Name plate,motorhome hitch rating
385095	Tag registry #11999
385465	Label,exit warning (English)
385463	Label,warning label/cooking appliance
385464	Label,LP gas warning label (odor)
385788	Warning label,pilot light/refuel
385101	Tag,auxiliary tank dump valve handle
385099	Tag,black tank dump valve handle
385063	Label,drain cap
385062	Decal,110-125 voltage AC
385309	Decal,fuel fill
385547	LP gas warning/fill label
385141	Tag,seat,clear w/black letters
385518	Label,dimension and clearance
385193	Label,12Volt distribution inside
385560	Air conditioner rating label
385561	Generator rating label
385565	Label,holding tank flushing
385805-01	A/C priority switch label-front
385805-02	A/C priority switch label-rear
385812	Label,Calif. hazardous substance
385609	Label,smoke detector
385612	Label, parking brake warning
385829	Decal,fuse and relay
385828	Decal, fuse panel warning
385851	Label,cellular phone
385924	Label, galley light

(continued)

2001 LAND YACHT 30' & 33' GAS

LABELS AND TAGS

385933	Label, name set relay
385941	Label, waste water holding
385942	Label, sewage holding tank
385943	Label, "cap must be in place"
385947	Label, 10-amp fuse maximum
385608	Label, sewer hose L/Y M/H
385615	Label, fuse block L/Y M/H
385917	Decal, Oak table w/no mar finish
385949	Label, "potable water" CSA
385950	Label, "smoke detector" CSA
385951	Label, "range fresh air" CSA
385952	Label, "LP warning" CSA
385953	Label, "If you smell gas" CSA
385954	Label, "range warning" CSA
385466	Label, exit label (French)
385620	Label, unleaded fuel only
385835	Label, carburetor warning
385098	Label, seat occupancy
385989	Decal, mirror, heat
385988	Decal, water heater
386012	Label, warning, water heater

2001 LAND YACHT 30' & 33' GAS

OPTIONS

410796-01 Jack kit complete, Power Gear (800-334-4712)

511376 Fan, defrost, oscillating

510929-05 Switch, dash

510930-35 Lens, dash switch-defrost fan

50 Amp service

511149-04 Power cord, 50amp , 36ft.

51149-02 Power inlet with strain relief, 50 amp

510562-03 Switch, auto transfer, 50 amp

510723 Breaker box

510724 Breaker, double pole, 50 amp

510562 Switch, generator switch over

Video upgrade

690337 Video cassette player-Audio-Vox

511310 Video control center

Skylights

203153-01 Skylight, 22" x 22" clear, galley

203152-02 Trim, skylight 22" x 22"

702804-02 Pleated shade, skylight, 20.25" x 21.0"

203148-01 Skylight, heavy duty, shower, 14.5" x 22.5"

203148-02 Trim inner, skylight, 14.0" x 22.0"

203153-02 Skylight, bath, 14" x 22"

203152-01 Trim inner, skylight 14" x 22"

702804-01 Pleated shade, skylight, 20.25" x 21.0"

702800-01 Sofa, jack knife, 68.00", leather, 30ft Mdl.

702801-01 Sofa, jack knife, 74.00", leather, 33 ft. Mdl.

2001 LAND YACHT 30' & 33' GAS OPTIONS

381564	Vent w/wall thermostat, Fantastic 2000TRS
511340	Inverter, 130 watt, (operates front TV only)
511278	Lock-out, 110 volt disconnect
690425-04	Refrigerator, 2-way, 1062 w/ice maker
690415	Kit, dairy, meat and ice cube trays
702897-04	Cab seat, passenger, power w/padded skirt
703088-01	Recliner, Phase III, leather
510918-01	Monitor, Sony watchman
453030	Bracket, camera
452667	Bracket, monitor
203029	Mounting, inner, rear camera
203030	Cover, outer, rear monitor
511044-03	Actuator, push/pull, two position, rear camera
511044-04	Pigtail, two position camera actuator
801115	Flooring, hardwood, Oak
800639-02	Adhesive, hardwood floor
360216	Caulk, brown, Acrylic latex
690396-05	Range, 3-burner w/oven, Magic Chef
511162-01	Keyless entry w/remote
511162-02	Transmitter 4 channel
703129-01	Awning, one step 16'
703129-02	Awning, one step 17'
703129-03	Hardware, standard one step, polar white
703129-04	Control box, one step awning

2001 LAND YACHT 30' & 33' GAS

PLUMBING-LPG

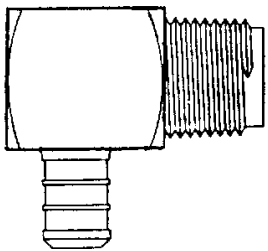
601500	LP tank, 105# w/90 ohm sender-33' only
601447	LP tank, 90# w/90 ohm sender-30' only
511229	Sending unit, 90 ohm, Snap On
943433	Vapor line
601732	LP hose, tank to regulator, 35"
601661	Close nipple, 1/2" NPT, brass
601408	Elbow, 90 degree, 1/2" NPT
601409	"T", 1/2" NPT
601674	Regulator, 2 stage
203135	Cover, regulator
601673-01	Hose 3/8" x 48", low pressure
601675	Union, 3/8" M FL x 3/8" m NPT
600000	"T", 5/8 x 5/8" x 3/8", brass
600003	"T", 5/8" x 3/8" x 3/8", brass
600436	Flare nut, forged 5/8"
600435	Flare nut, forged 3/8"

2001 LAND YACHT 30' & 33' GAS PLUMBING-FRESH WATER

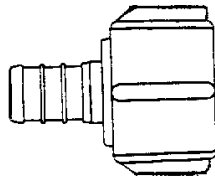
- 601552 Tank, fresh water, 60gal.
- 201866-02 City water fill, polar white
- 601197-01 Water hook-up, chrome
- 601239 Tubing, ribbed, 1.375 I.D., water fill
- 600309 Regulator, Watts
- 600139 Check valve, brass

- 601061-03 Water pump, Shurflo
- 601668 Filter, pre water pump

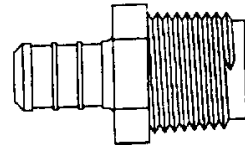
FITTINGS



601698-04
Elbow, 1/2" barb
x 1/2" MPT



601698-03
Coupler, 1/2" barb
x 1/2" FPT

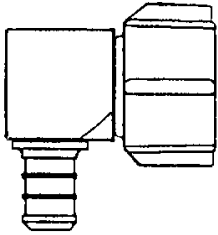


601698-02
Coupler, 1/2" barb
x 1/2" MPT

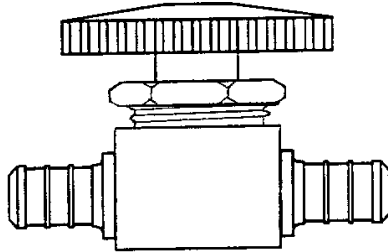
(Continued)

2001 LAND YACHT 30' & 33' GAS
PLUMBING

FRESH WATER



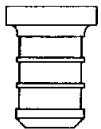
601698-05
Elbow 1/2" barb x
1/2" FPT 1/2" barb



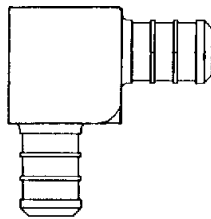
601698-07
Shut-off, 1/2" barb x
1/2" x 1/2" barb



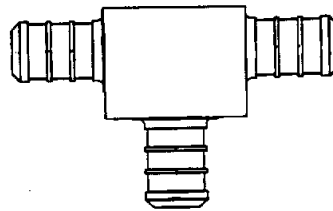
601698-08
Coupler



601698-09
Plug, 1/2" barb




601698-10
Elbow 1/2" x 1/2" barb



601698-11
Tee, 1/2" x 1/2" x 1/2" barb



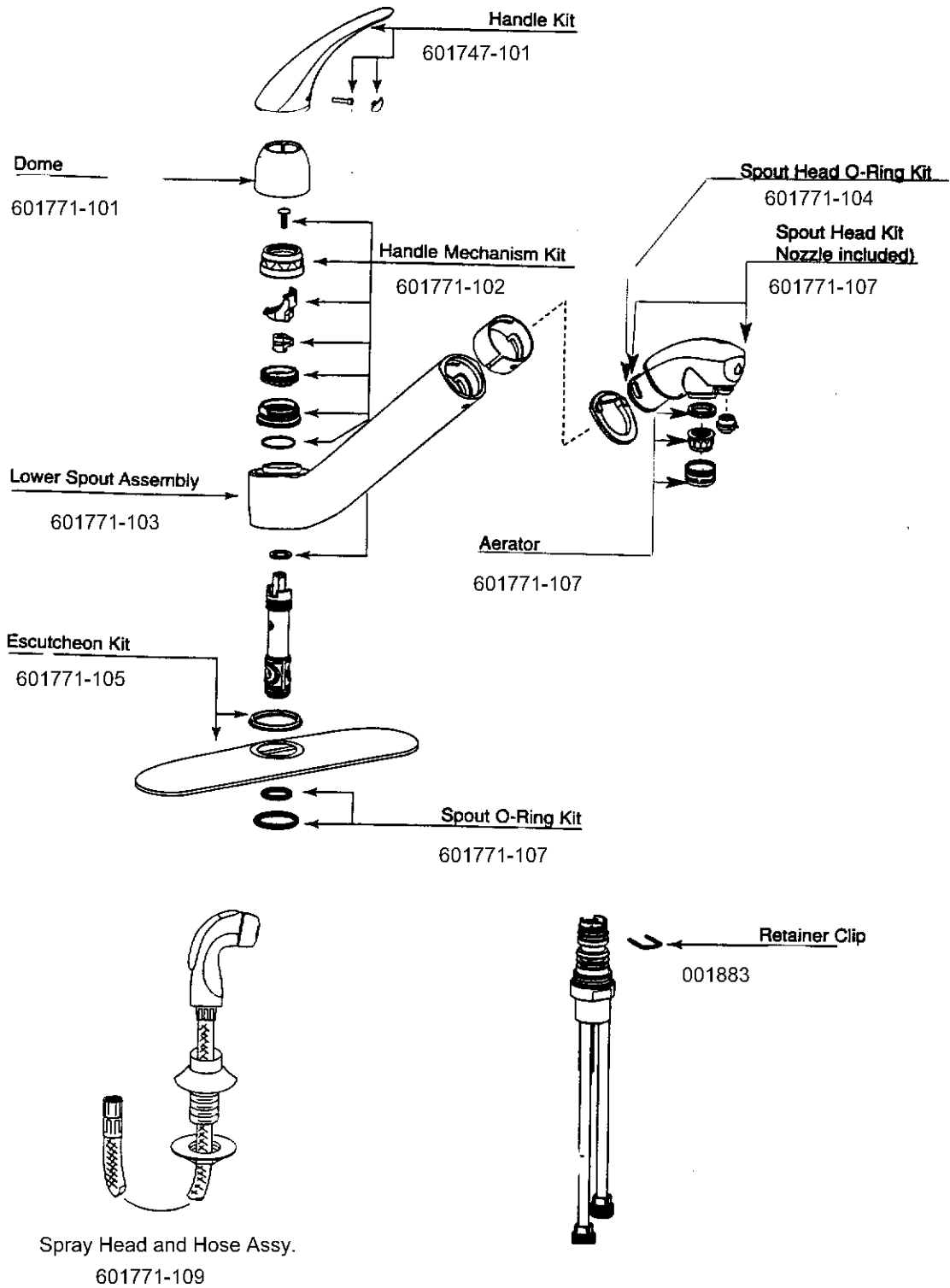
601698-15
Crimp ring, 1/2"
E-Pex, 1/2" (black)



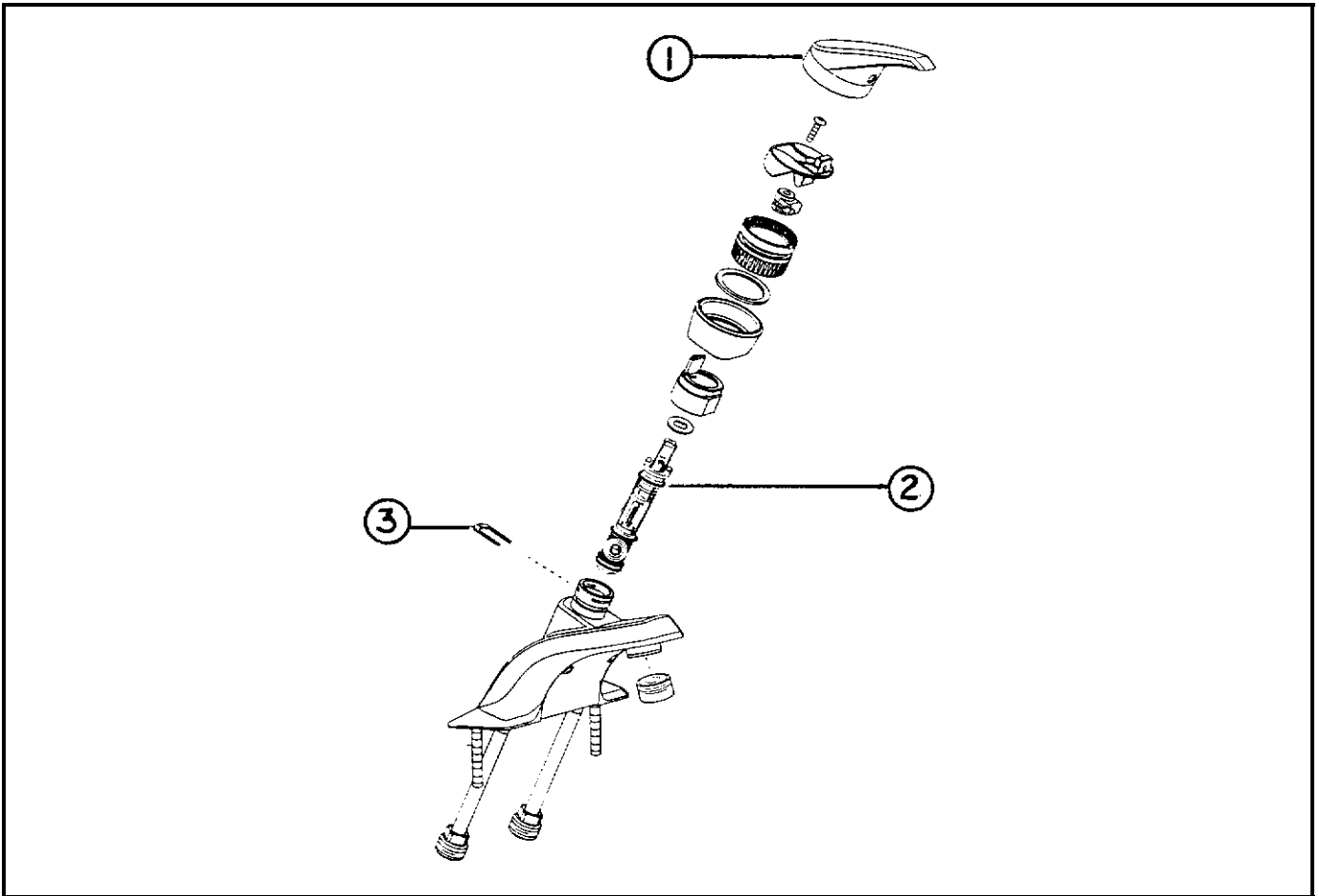
601698-01
E-Pex tube, 1/2"

2001 LAND YACHT 30' & 33' GAS

PLUMBING-FAUCETS 601771 Moen Pure Touch Classic



2001 LAND YACHT 30' & 33' GAS PLUMBING-FAUCETS

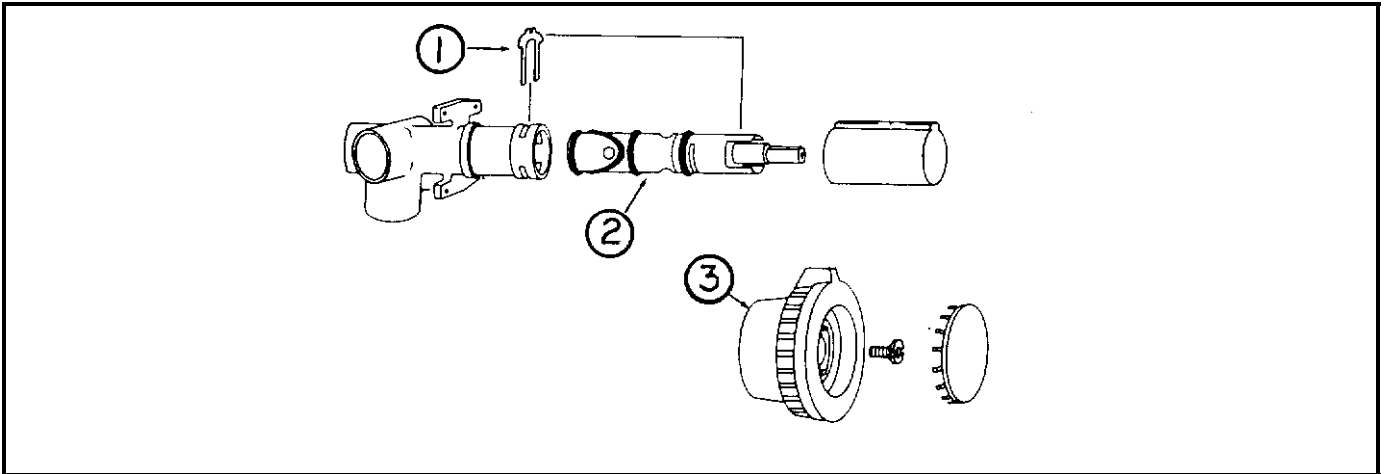


690390-02Faucet, lavatory, Moen, brass/chrome

- | | |
|---------------|---------------|
| 1) 690390-100 | Lever handle |
| 2) 601579-105 | Cartridge |
| 3) 601579-104 | Retainer clip |

2001 LAND YACHT 30' & 33' GAS

PLUMBING-FAUCETS



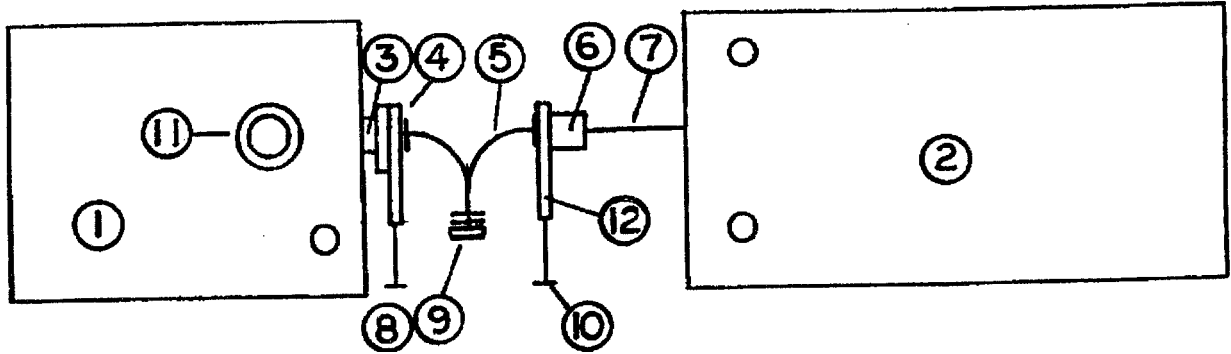
601420-02 Faucet, shower

- 1) 000883 Retainer clip
- 2) 601420-100 Cartridge
- 3) 001041 Handle

- 601358-100 Shower head , chrome
- 600330 Shower hose, chrome
- 600332 Vacuum breaker, chrome

2001 LAND YACHT 30' & 33' GAS PLUMBING

FRESH WATER



- 1) 601493 Holding tank, black, 33ft.
- 1a) 601567 Holding tank black, 30ft.
- 2) 601492 Holding tank, gray
- 3) 601432 Adaptor, valve to tank
- 4) 690245 Gate valve, 3inch
- 5) 600866 ""T"" long sweep
- 6) 600289 Coupler, 3 inch
- 7) 601160-04 Pipe, drain, 3" plastic
- 8) 601251 Bayonet ring, glue on
- 9) 601250 Bayonet cap
- 10) 601519 ""T"" handles
- 11) 601266 Closet flange, 4" x 3"
- 12) 601431 Dump valve, gray tank

- 601441 Tank flush system, NO-FUSS

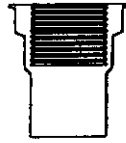
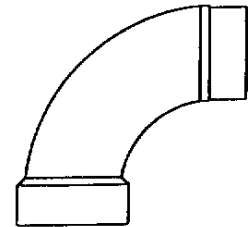
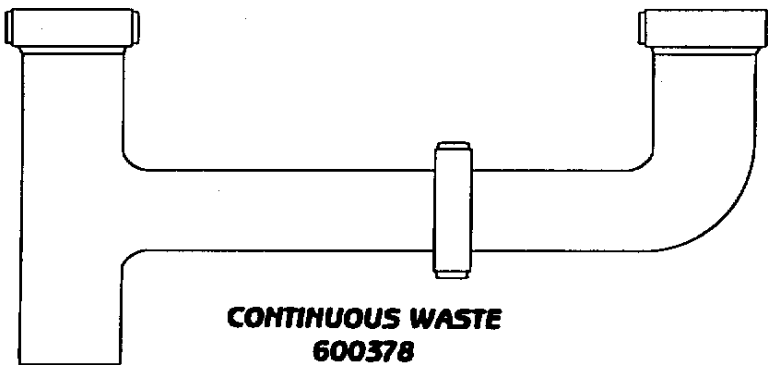
- 914190 Pan. Black tank
- 914191 Pan, gray tank

2001 LAND YACHT 30' & 33' GAS

PLUMBING-DRAINAGE

203001	Shower stall, almond, 30ft.
201957	Shower stall, fiberglass, 33ft.
601362-02	Shower drain, chrome
200406-06	Lavy bowl, oval-includes tail, basket and stopper
601744-02	Sink, galley, porcelain almond
600968	Basket, galley sink, 2 inch
601160-02	Pipe, drain, plastic 1.5"
601160-04	Pipe, drain, plastic, 3.0"

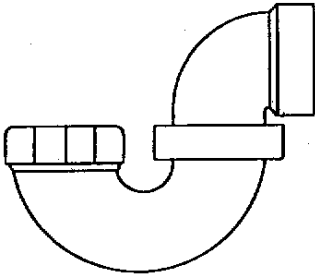
1.5" DRAIN FITTINGS



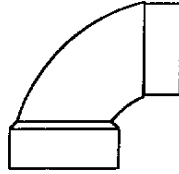
(Continued)

2001 LAND YACHT 30' & 33' GAS


1.5" DRAIN FITTINGS



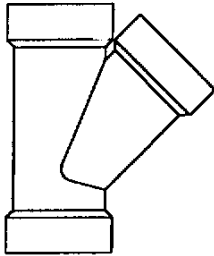
**P-TRAP
1.5" WITH SLIP NUT
600622**



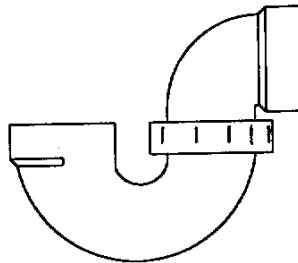
**ELBOW 90D
SHORT ST
600662**



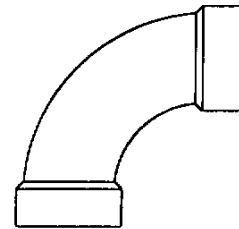
**ELBOW 45D
LONG ST
600027**



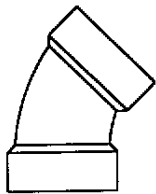
**WYE
#2301
600094**



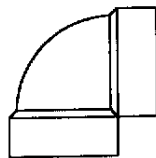
**P-TRAP
1.5" W/O SLIP NUT
600144**



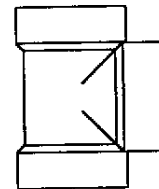
**ELBOW 90D
LONG TURN
600035**



**ELBOW 45D
LONG TURN
600030**



**ELBOW VENT
90D
600033**

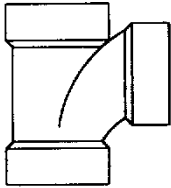


**TEE-BI DIRECTIONAL
CLEAN-OUT 1.5"
601318**

(Continued)

2001 LAND YACHT 30' & 33' GAS

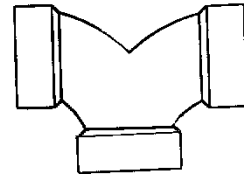
1.5" DRAIN FITTINGS



**TEE-SANITARY
1.5"
600156**



**ELBOW 22.5D
SHORT TURN
600116**




**ELL DOUBLE 1.5
195329-486**




**PLUG 1.5"
600155**



**VENT 1.5"
600538**




**CAP 1.5"
601677**



**REDUCER 1.5" TO 1.25"
601263**



**ADAPTER
601676**

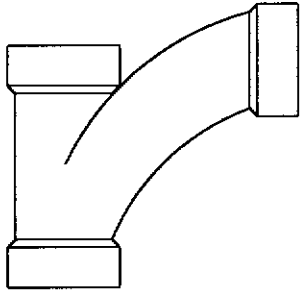


**ADAPTER
W/FEMALE THREADS
600308**

(continued)

2001 LAND YACHT 30' & 33' GAS

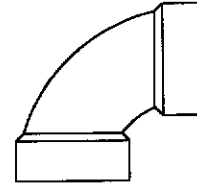
1.5" DRAIN FITTINGS



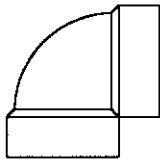
**WYE 1.5"
1/8" BEND
600182**



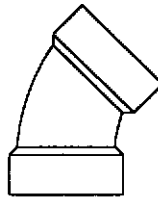
**COUPLING
1.5"
600227**



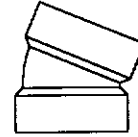
**ELBOW 90D
SHORT SWEEP
601636**



**ELBOW VENT
90D
600033**



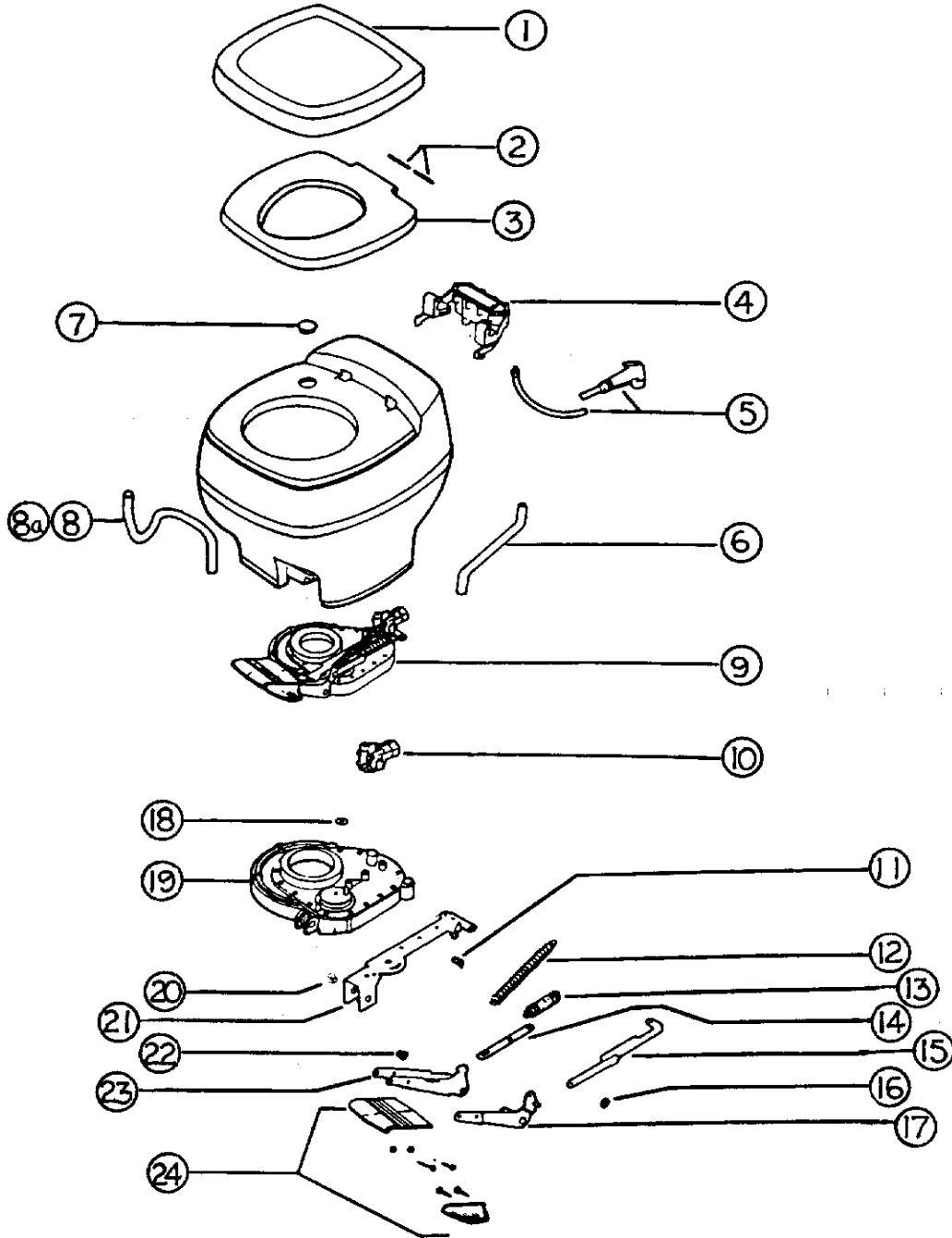
**ELBOW 45D
LONG TURN
600030**



**ELBOW 22.5D
SHORT TURN
600116**

2001 LAND YACHT 30' & 33' GAS

PLUMBING THETFORD, AQUA MAGIC GALAXY, PARCHMENT



2001 LAND YACHT 30' & 33' GAS
PLUMBING

THETFORD, AQUA MAGIC GALAXY, PARCHMENT

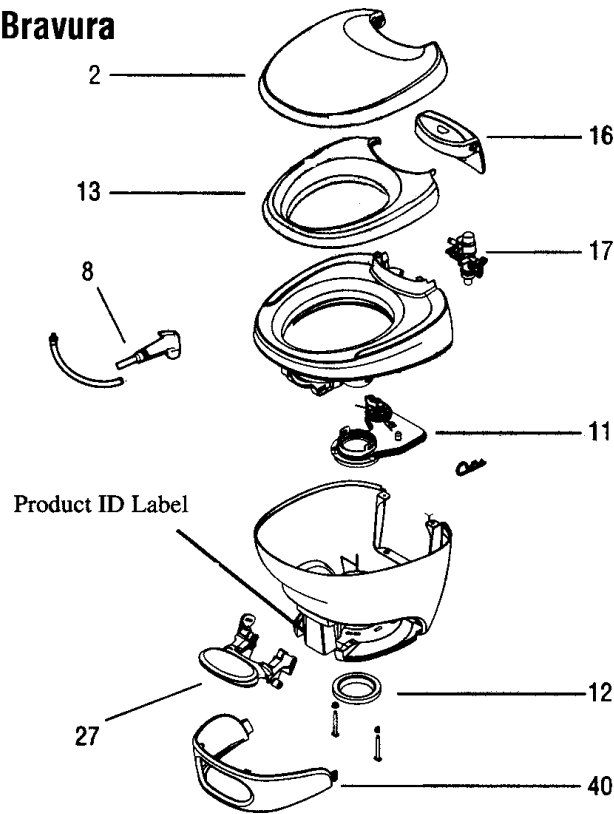
690327-02 Toilet complete, Aqua Magic Galaxy, high

- 1) 020925 Padded seat cover, parchement
- 2) 012986 Hinge pin
- 3) 1626457 Seat, parchement
- 4) 008217 Vacuum breaker w/water saver, parchement
- 5) 008993 Water saver package
- 6) 003728 Water supply tube
- 7) 003895 Hole plug, parchement
- 8) 003729 Trap tube, 20", low style
- 8a) 003727 Trap tube, 27", high style
- 9) 024203 Mechanism, parchement
- 10) 009868 Ball valve replacement package
- 11) 002391 Drive arm assembly
- 12) 002802 Spring, ball valve return
- 13) 002801 Spring
- 14) 008986 Push link
- 15) 002796 Drive arm
- 16) 002394 Ring, retainer
- 17) 009421 Pedal arm assembly
- 18) 008034 Retainer ring, 1/4"
- 19) 020929 Base and cover assembly
- 20) 003749 Bushing, mechanism
- 21) 012593 Lever plate
- 22) 003749 Bushing, mechanism
- 23) 019266 Pedal arm
- 24) 020930 Double pedal package

See next page for model used after 640949

2001 LAND YACHT 30' & 33' GAS

Bravura



Thetford Bravura Toilet P/N 690442-02 Low profile is 690442-01

Before ordering parts, record the Product ID information.

No. Description

- 1 Hinge Pins (2)
- 2 Seat Cover
- 3 Vacuum Breaker
- 4 Flush Tube
- 5 Flush Nozzle Assy.
- 6 Overflow Trap
- 7 Water Supply Tube
- 8 Hand Spray Kit (Water Saver Option Only)
- 9 Side Access Covers (2)
- 10 Water Valve
- 11 Lower Mechanism Assy.
- 12 Closet Flange Seal & Bolt Pkg.
- 13 Seat
- 14 Hinge Post Kit
- 15 Upper Mechanism Assy.
- 16 Pod
- 17 Water Module
- 18 Water Valve Link
- 19 Lever Assy.*
- 20 Wire Replacement Pkg.†
- 21 Mechanism Cover

No. Description

- 22 Bracket & 2 Screws†
- 23 Float Assy.
- 24 Actuator Assy.
- 25 Base to Bowl Screws (9)
- 26 Closet Bolt Pkg.
- 27 Pedal Pkg.†
- 28 Base
- 29 Retainer & Screw†
- 30 Sealant
- 31 Blade Spring
- 32 Blade
- 33 Blade Seal
- 34 Blade Track
- 35 Flapper
- 36 Overflow Tube
- 37 Nozzle Assy.
- 38 Bowl
- 39 Reservoir Assy.
- 40 Shroud

Specify High or Low

- * Hand Flush only
- † Foot-Pedal Flush only

2001 LAND YACHT 30' & 33' GAS

SAFETY EQUIPMENT

510781	Detector, smoke #1056 w/silencer
511343	Detector, carbon monoxide-9 volt
511309	Detector, LPG
510734	Alarm, back-up
381069	Seat belt kit, lounge/cocktail chair
690381-01	Fire extinguisher 10 B: CUL
690381-02	Fire extinguisher 10 B: CULC(Canadian)
380188	Emergency warning triangle (set of 3)

2001 LAND YACHT 30' & 33' GAS
SEALS-GASKETS



1) 365205



2) 365237-01




3) 365232



4) 365208



5) 201260



6) 381319



7) 365013-01



8) 365045

- 1) 365005 Gasket, weather strip, rear trunk door
- 2) 365237-01 Seal, dust, compartment door edge
- 3) 365232 Seal, compartment doorjamb
- 4) 365208 Gasket, seal-compartment door hinge and window to body
- 5) 201260 Insert, windshield gasket, rubber
- 6) 381319 Gasket, windshield, includes center strip
- 7) 365013-01 Gasket, screen door, low-density foam
- 8) 365045 Seal, main door

2001 LAND YACHT 30' & 33' GAS

SEALS AND GASKETS

DRIVERS DOOR



1) 365232



2) 381364



3) 684910



4) 195287

- | | |
|-----------|---|
| 1) 365232 | Seal, bulb type, door to jamb |
| 2) 381364 | Seal, bulb type (wind barrier at top of door) |
| 3) 684910 | Channel, Schlagle, window track |
| 4) 195287 | Gasket, window lip seal |

2001 LAND YACHT 30' & 33' GAS

SEALS

Sealer, gaskets, paint, adhesives

GASKETS-SE-GI WINDOWS



1) 371366-103



2) 371366-102



3) 371366-104



4) 371366-105

- | | |
|---------------|--------------------------------|
| 1) 371366-103 | Track, window screen, Se-Gi |
| 2) 371366-102 | Track, sliding pane, Se-Gi |
| 3) 371366-104 | Wiper seal, vertical, Se-Gi |
| 4) 371366-105 | Screw cover, clamp ring, Se-Gi |

2001 LAND YACHT 30' & 33' GAS

SEALS-SEALER

SEALER

360209-01	Sealer, black, #5507
360281	Sealant, thermoplastic, clear
360268-01	Liqua Seal, roof, white
685510	Seam tape, black
360216	Caulk, latex, brown
365001	Tape, double coated foam
360074	Sealant, GE RTV, white
360001	Butyl sealent#884058
360002	Vulkem sealant, Gray
360176	Sealant, almond, bathroom
360210	Sealant, Paralastic #4334-04 (refrigerator Compartment sealer)
360180	Sikaflex, 221 adhesive/sealant
360052	Vulkem seal, black
360283	Silicone sealer, Corian bone
360286	Sealant, Gray, SU-6000

2001 LAND YACHT 30' & 33' GAS
SEALS-ADHESIVES/PAINT/MISCELLANEOUS

ADHESIVES

601704-01 Corian glue, Bisque
800639-02 Adhesive, Oak plank flooring
360270 Adhesive spray, Sta-put, ceiling panels
(reference only, not available for shipment)

PAINT

360260 Paint, Pewter Gray-lower skirts, Centari
360262 Paint, Nu-white-side walls, Centari
360234 Paint, Gray Smoke, Del-star

360292 Stain, Saratoga Oak (new for 2000)
365244 Lacquer, clear, used on wood

MISCELLANEOUS

360179 Undercoat, Pennzoil II

6000329 Tape, silver, 2" wide

200518 Spline, Gray, screen insert
380079 Screen, Gray

2001 LAND YACHT 30' & 33' GAS

*UPHOLSTERY/FOAM/MATTRESS

701768	Mattress, inner spring, 34" x 79.5", twin
702674	Mattress, 60x75", w/45 degree corner, double
*702676-399	Bedsread, double, Roman Sands
*702489-399	Bed spread, twin, Roman Sands
701611	Pillow, 21" x 31"
*702801-399	Sofa, jack knife, 74" Roman Sands, spec. color, 33'
*702800-399	Sofa, jack knife, 68" Roman Sands, spec. color, 30'
960844	Closeout, lounge end, aft
960688	Armrest assembly, lounge
961793	Head board, twin bed, CS
961795	Head board, twin bed, RS
702897-03	Drivers seat, power
702898-02	Passenger seat, non-power
703022-399	Swivel chair, Roman Sands
452277-01	Pedestal, swivel chair
452277-02	Plate, top, w/remote release, swivel chair

*Each dealership is provided with a set of "color scheme boards" every model year. These "boards" have samples of upholstery for each color scheme and part numbers are included.


Upholstery numbers ending in:

- 350 = Georgia Peach
- 379 = Mosaic Blue
- 389 = Tropical Isle

2001 LAND YACHT 30' & 33' GAS

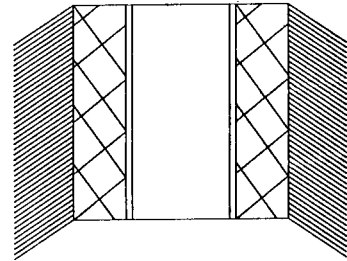
UPHOLSTERY/FOAM/MATTRESS

PILLOW KIT- ROMAN SANDS



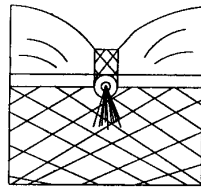
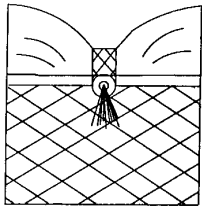
703032-01

Lounge accent pillow



703032-02


Lounge accent pillow



703032-03

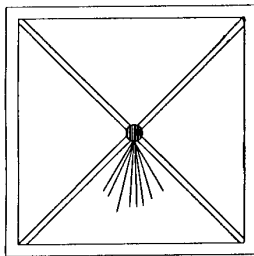
703032-04(chair)

Lounge accent pillows




703032-05

Sham, Queen



703032-06

Bedroom accent pillow




703032-07

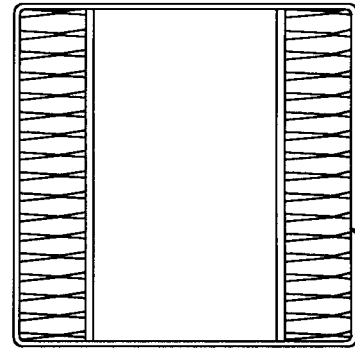
Bedroom accent pillow

2001 LAND YACHT 30' & 33' GAS
UPHOLSTERY/FOAM/MATTRESS

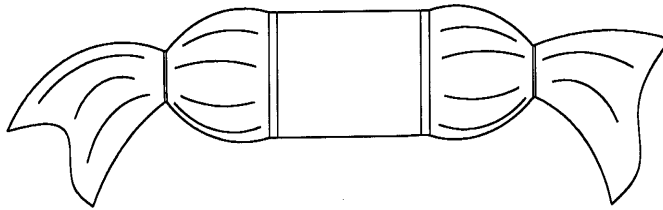
PILLOW KIT TROPICAL ISLE



702978-01 Sofa pillow



702978-02 Bedroom
accent pillow

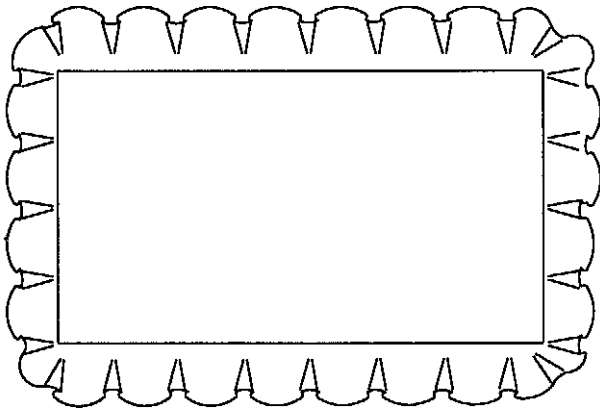


702978-03 Bedroom accent pillow

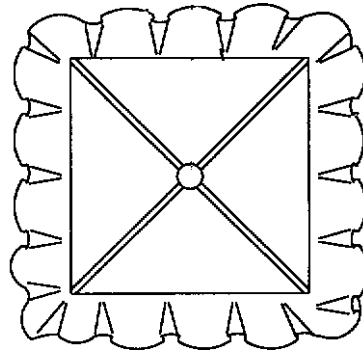
2001 LAND YACHT 30' & 33' GAS

UPHOLSTERY/FOAM/MATTRESS

PILLOW KIT-GEORGIA PEACH



703062-02
Pillow sham, bedroom



703062-01
Sofa pillow

2001 LAND YACHT 30' & 33' GAS UPHOLSTERY/FOAM/MATTRESS

Dinette Upholstery, 30 FT. MDL.

702464-17	Foam, dinette, upper back, RH
702464-18	Foam, dinette, upper back, LH
702464-06	Foam, dinette, lower both sides
702464-08	Foam, dinette seat aft
702464-10	Foam, dinette seat forward
964334-03	Flex spring seat, dinette, 21.63" x 32.00 '
998070	Seat cover, side dinette
998071,	Back cover, dinette
964538	Back, upholstered dinette seat, LH
964537	Back, upholstered dinette seat, RH

Dinette Upholstery 33FT. MDL.

702464-19	Foam, dinette, upper back, RH
702464-20	Foam, dinette, upper back, LH
702464-07	Foam, dinette, lower back, both sides
702464-09	Foam, dinette seat aft
702464-11	Foam, dinette seat, forward
964334-02	Flex spring seat, dinette, 21.63" x 38.00"
998070	Seat cover, side dinette
998071	Seat cover, dinette
964517	Back, sub assembly, dinette seat, LH
964500-02	Back, upholstered dinette seat, RH

Shadow Box

965233-01	Shadow box assy., lounge/dinette (30', 33')
965233-08	Shadow box assy., galley, (30, 33')
965233-03	Shadow box assy., swivel chair window (30')
965233-04	Shadow box assy., swivel chair window, (33')
965233-05	Shadow box assy., bedroom, (30, 33')
965233-06	Shadow box assy., bedroom, (30', 33', rear
965233-09	Shadow box assy., bedroom, (30', 33', rear twin)

2001 LAND YACHT 30' & 33' GAS

VENTS/FANS

Skylights

203153-01	Skylight, 22" x 22" clear, galley
203152-02	Trim, skylight 22" x 22"
702804-02	Pleated shade, skylight, 20.25" x 21.0"
203148-01	Skylight, heavy duty, shower, 14.5" x 22.5"
203148-02	Trim inner, skylight, 14.0" x 22.0"
203153-01	Skylight, bath, 14" x 22"
203152-01	Trim inner, skylight, 14" x 22"
702804-02	Pleated shade, skylight, 20.25" x 21.0"

Roof vents

381450	Vent, roof, Fantastic 6000RBT
381153-01	Vent, Jensen #757
381153-100	Screen, Jensen #757 vent
381207-03	Vent, refrigerator, roof w/screen
511376	Fan, defrost, oscillating
511152-11	Range hood w/monitor, black
511152-01	Vent, range hood, exterior, white
690266-01	Ventilator, power, bath

2001 LAND YACHT 30' & 33' GAS
WOOD/LAMINATES/INTERIOR TRIM

800397-01	Cedar, planked, 5/32" x 4' x 8'
800542-02	Structure wood, 3/8" x 4' x 8'
800542-03	Structure wood, 1/2" x 4' x 8'
800544-02	Structure wood, 5/8" x 4' x 8'
800507-01	Paneling, luan 1/8" x 4' x 8'
800507-02	Paneling, luan 1/4 x 4' x 8'
800507-03	Paneling, luan 3/8" x 4' x 8'
801261	Paneling, 1/8" x 4' x 8', Antiquity Buff
801283	Paneling, 1/2" x 4' x 8', G2S, Antiquity Buff
801274	Paneling, 1/2" x 4' x 8', G1S, Antiquity Buff
801284-004	Paneling, 1/2" x 4' x 7' G2S, Oak, /Antiquity Buff
801080-004	Paneling, 1/2" x 4' x 7', G2S, Oak/Oak
801179-004	Paneling, 1/2" x 4' x 7', G1S, Oak/raw
801182-004	Paneling, 5/32" x 4' x 7', G2S, Oak/Oak
801181-004	Paneling, 5/32" x 4' x 7, G1S, Oak, raw
365251-01	Tape, seam, Antiquity Buff, 1.12 wide
365251-02	Tape, seam, Antiquity Buff, 8" wide
365251-03	Tape, seam, Antiquity Buff, 12" wide

2001 LAND YACHT 30' & 33' GAS

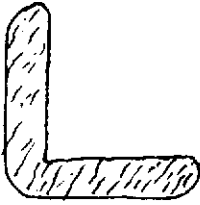
WOOD/INTERIOR



1) 801206-014



2) 964152-014



3) 801575 -014



4) 800571-014



5) 800617-014



6) 801172-014
6a) 801172-04



7) 801173-034




8) 801173-044

- | | |
|---------------|--|
| 1) 801206-014 | Molding, floor, Oak, 43" |
| 2) 964152-014 | Molding, chair rail, Oak |
| 3) 801575-014 | Molding, corner, Antiquity Buff |
| 4) 800571-014 | Molding, Oak, flat 1/4" x 33/64" x 80" |
| 5) 800617-014 | Molding, Wainscoat, Oak |
| 6) 801172-014 | Molding, flexible corner, Oak |
| 6a) 801172-04 | Molding, flexible corner, Antiquity Buff |
| 7) 801173-034 | Molding, flat radius, .88" Oak |
| 8) 801173-044 | Molding, flat radius, 1.13" Oak |

(continued)

2001 LAND YACHT 30' & 33' GAS

WOOD/INTERIOR TRIM



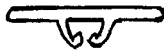
1) 800573-014



2) 800572-014



3) 201728-04



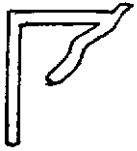
4) 201728-01



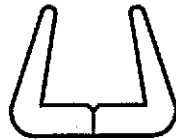
5) 203159-02



6) 201666-01



7) 201790-01
8a) 203138-03



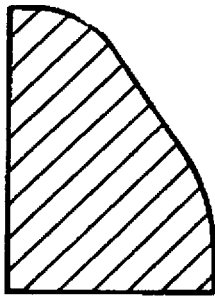
8) 203138-02

- 1) 800573-014
- 2) 800572-014
- 3) 201728-04
- 4) 201728-01
- 5) 203159-02
- 6) 201666-01
- 7) 201790-01
- 8) 203138-02
- 8a) 203138-03

- Molding, door edge 1 3/32x80"
- Molding, panel edge, Oak 23/32x80"
- Extrusion, ceiling trim
- Extrusion, ceiling trim retainer
- Trim, divider bar, interior panels, Antiquity Buff
- Molding, J 3/16, plastic, almond
- Molding, cove, white, ceiling to wall
- Extrusion, wall, plastic, brown (panel edging)
- Extrusion, wall, plastic, beige (panel edging)

2001 LAND YACHT 30' & 33' GAS


WOOD/INTERIOR TRIM




1) 800576-014




2) 801189




3) 801178-03




4) 801173-014



5) 801173-024



6) 801173-034



7) 801173-044

- 1) 800576-014
- 2) 801189
- 3) 801178-03
- 4) 801173-014
- 5) 801173-024
- 6) 801173-034
- 7) 801173-044

Molding, bath doorstep, Oak

Trim, bath doorjamb, Oak

Flat molding, vinyl wrapped, Antiquity Buff

Flat molding, vinyl wrapped, Oak, .50 wide

Flat molding, vinyl wrapped, Oak, .75 wide

Flat molding, vinyl wrapped, Oak, .88 wide

Flat molding, vinyl wrapped, Oak, 1.13 wide

2001 LAND YACHT 30' & 33' GAS

NOTES: