

***AIRSTREAM***

**30' & 34'  
CUTTER GAS**

Parts Book

**1999**



# TABLE OF CONTENTS

## SECTION-I A through C

### APPLIANCES

<a href="#">Air conditioner</a> .....	I-1
<a href="#">Furnace</a> .....	I-1
<a href="#">Microwave</a> .....	I-1
<a href="#">Range</a> .....	I-2
<a href="#">Refrigerator</a> .....	I-2
<a href="#">Water heater</a> .....	I-3

### BODY

<a href="#">RS wall, <b>30ft.</b></a> .....	I-5
<a href="#">CS wall, <b>30ft.</b></a> .....	I-7
<a href="#">RS wall, <b>34 ft.,</b> slide out</a> .....	I-9
<a href="#">RS wall, <b>34ft.</b> non slide</a> .....	I-11
<a href="#">CS wall, <b>34ft.</b> both slide and non-slide</a> .....	I-13
<a href="#">Slide out extrusions</a> .....	I-14
<a href="#">Slide out gaskets</a> .....	I-15
<a href="#">Aft end</a> .....	I-17
<a href="#">Front end</a> .....	I-19
<a href="#">Roof</a> .....	I-20

### CHASSIS

<a href="#">Hitch</a> .....	I-21
<a href="#">Auxiliary heater</a> .....	I-21
<a href="#">Step</a> .....	I-21
<a href="#">Wheel Simulator</a> .....	I-21
<a href="#">Mud flap/spare tire winch</a> .....	I-21
<a href="#">Exhaust extension</a> .....	I-21
<a href="#">Automotive air conditioner</a> .....	I-22
<a href="#">Tag axle and brake</a> .....	I-23

# TABLE OF CONTENTS

## SECTION II

### D through E

#### DASH

<a href="#">Dash parts</a> .....	II-2
----------------------------------	------

#### DECALS

<a href="#">Front and rear</a> .....	II-4
<a href="#">Side</a> .....	II-6

#### DOORS/WINDOWS/AWNINGS

<a href="#">RS, 30FT.</a> .....	II-8
<a href="#">CS, 30FT.</a> .....	II-10
<a href="#">RS, 34FT.non slide</a> .....	II-12
<a href="#">CS, 34FT.non slide</a> .....	II-14
<a href="#">RS, 34FT.slide out</a> .....	II-16
<a href="#">CS, 34FT.slide out</a> .....	II-18

<a href="#">DRAPES/BLINDS/VALANCES</a> .....	II-19
--	-------

#### ELECTRICAL

<a href="#">110 volt</a> .....	II-20
<a href="#">12 volt, chassis</a> .....	II-22
<a href="#">Dash switches/lens</a> .....	II-23
<a href="#">12-volt interior switches</a> .....	II-24
<a href="#">12-volt interior lights</a> .....	II-25
<a href="#">12-volt exterior lights</a> .....	II-26
<a href="#">12-volt misc</a> .....	II-27
<a href="#">Windshield wiper assy</a> .....	II-30

#### ENTERTAINMENT

<a href="#">Antenna</a> .....	II-31
<a href="#">Televisions</a> .....	II-31
<a href="#">Radios</a> .....	II-31

# TABLE OF CONTENTS

## SECTION III

F through H

FASTENERS (common fasteners available locally are  
not listed)

<a href="#">Rivets</a> .....	III-1
<a href="#">Screws</a> .....	III-3

### FLOOR COVERING

<a href="#">Carpet</a> .....	III-4
<a href="#">Hardwood flooring</a> .....	III-4
<a href="#">Mats</a> .....	III-4

### FURNITURE

<a href="#">Interior doors</a> .....	III-5
<a href="#">Mirrors</a> .....	III-6
<a href="#">Drawer face</a> .....	III-7
<a href="#">Drawer box</a> .....	III-7
<a href="#">Bedroom furniture, twin</a> .....	III-8
<a href="#">Bedroom furniture, double</a> .....	III-9
<a href="#">Bath, <b>30ft.</b></a> .....	III-10
<a href="#">Bath, <b>34ft.</b></a> .....	III-11
<a href="#">Galley, slide out</a> .....	III-12
<a href="#">Galley, non slide</a> .....	III-13
<a href="#">Lounge and cab</a> .....	III-14

### HARDWARE

<a href="#">Main door/screen door</a> .....	III-16
<a href="#">Window</a> .....	III-17
<a href="#">Exterior access doors</a> .....	III-18
<a href="#">Hood</a> .....	III-19
<a href="#">Slide out room</a> .....	III-20
<a href="#">Awning hardware</a> .....	III-22
<a href="#">Interior hardware</a> .....	III-23

# TABLE OF CONTENTS

## SECTION IV

L through Z

[LABELS and TAGS](#) ..... IV-1

[OPTIONS](#) ..... IV-3

### PLUMBING

[LPG](#) ..... IV-5

[Utility compartment](#)..... IV-6

[Fresh water](#)..... IV-7

[Faucets](#) ..... IV-10

[Drain water](#)..... IV-14

[Toilet](#) ..... IV-19

[SAFETY EQUIPMENT](#) ..... IV-20

### SEALS/SEALER/PAINT

[Gaskets](#)..... IV-21

[Sealer](#) ..... IV-24

[Adhesive](#)..... IV-25

[Paint](#) ..... IV-25

[UPHOLSTERY/FOAM/MATTRESS](#)..... IV-26

[VENTS/FANS](#) ..... IV-28

[WOOD/INTERIOR TRIM](#)..... IV-29

# TABLE OF CONTENTS

## SECTION-I A through C

### APPLIANCES

Air conditioner .....	I-1
Furnace .....	I-1
Microwave .....	I-1
Range .....	I-2
Refrigerator .....	I-2
Water heater .....	I-3

### BODY

RS wall, <b>30ft.</b> .....	I-5
CS wall, <b>30ft.</b> .....	I-7
RS wall, <b>34 ft.</b> , slide out .....	I-9
RS wall, <b>34ft.</b> non slide .....	I-11
CS wall, <b>34ft.</b> both slide and non-slide .....	I-13
Slide out extrusions.....	I-14
Slide out gaskets .....	I-15
Aft end .....	I-17
Front end.....	I-19
Roof .....	I-20

### CHASSIS

Hitch.....	I-21
Auxiliary heater .....	I-21
Step .....	I-21
Exhaust extension.....	I-21
Automotive air conditioner.....	I-22
Tag axle and brake.....	I-23





# 1999 CUTTER 30' & 34' GAS

## APPLIANCES

### DUO THERM AIR CONDITIONER-BRISKAIR

690323-07	Air conditioner, Briskair 13, 500 BTU
690323-06	Air conditioner, Briskair 11, 000 BTU
690323-22	Analog control relay w/thermostat
690323-12	Cover, return grill
690323-103	Shroud, exterior, Briskair
203069	Register, white, 4" x 8"

### FURNACE, HYDROFLAME (800-825-4328) -dealer only

690274	Furnace, Hydroflame, #8535-IV, 34, 000BTU
690244-06	Mounting flange
690274-06	Door exterior, Hydroflame
601244-03	Register.rotaire, black
600969-01	Grille, 6x4, col. white
600247	4" duct hose, flexible

### MICROWAVE, SHARP (800-456-3340)

690345-01	Microwave oven, Sharp
690345-03	Trim kit, Microwave oven

(continued)

# 1999 CUTTER 30' & 34' GAS

## MATAG RANGE

- 690396-02 Range top, 3 burner, Maytag
- 690396-04 Range, 3-burner w/oven
- 690396-03 Range cover, bi-fold
- 964383-01 Range covers, Corian, set

## DOMETIC REFRIGERATOR, RM3862R (800-366-3842)

- 690370-01 Refrigerator, 2-way, RH, RM3862R
- 690370-02 Refrigerator, 2-way, LH, RM3862L
- 801225-01 Door panel, upper, Oak, 15.5x20.31"
- 801225-03 Door panel, lower, Oak, 38.38x20.31
- 690370-100 Cooling unit, RM3862
- 381207-03 Vent, roof, Dometic, polar white
- 690340-03 Access door, flush mount, exterior

(continued)

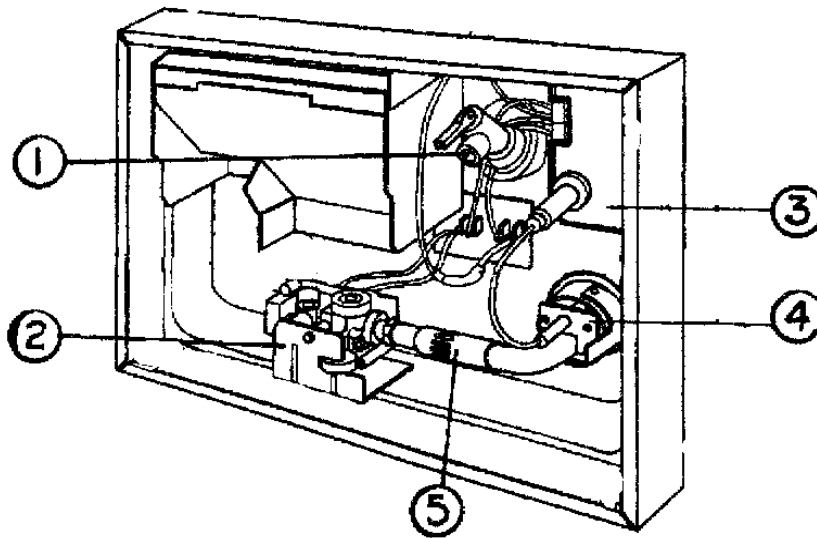
# 1999 CUTTER 30' & 34' GAS

## APPLIANCES

ATWOOD WATER HEATER, GCH6A-9E

690406 Water heater, Atwood, DSI/110 volt w/motor aid

500933	Switch, water heater, electronic
690259-05	Access cover, white
690259-06	Mounting flange
510514	Switch, 110v, 3 way, priority (water heater/micro-wave) CSA only



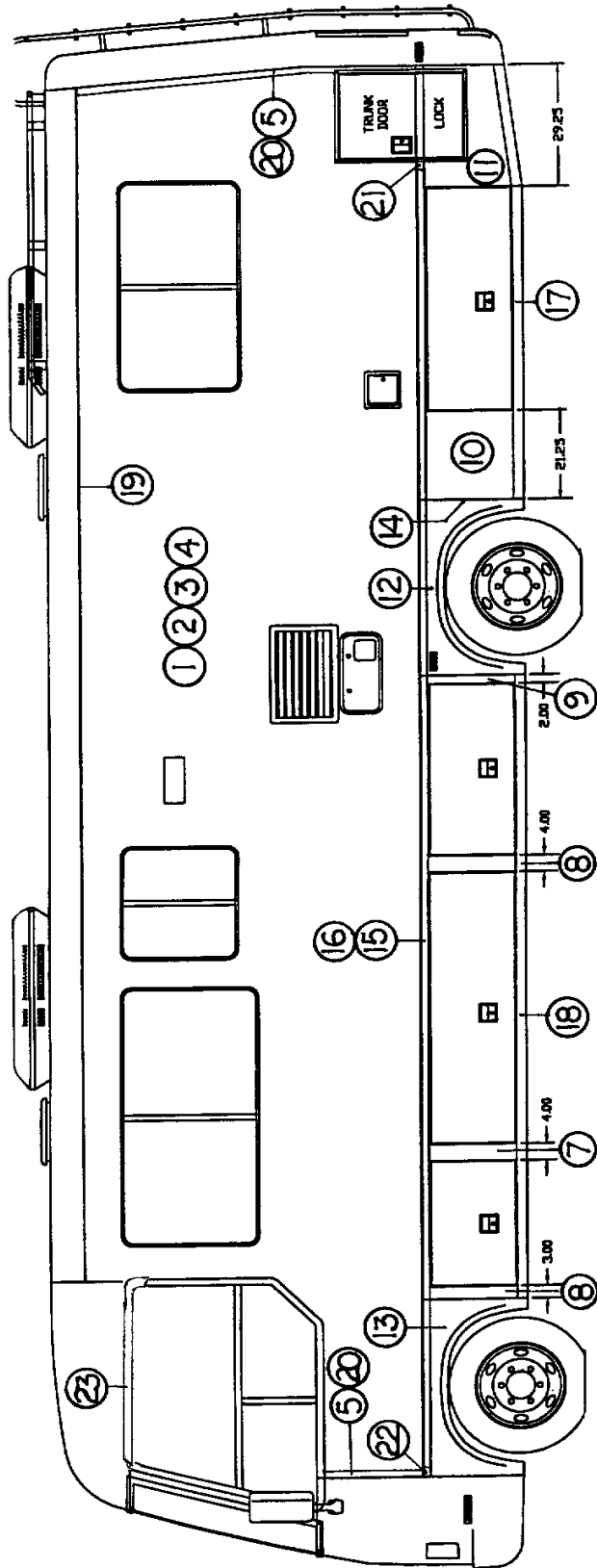
Front of water heater

1) 091604	Relief valve, pressure/temperature
2) 093870	Solenoid valve
3) 093865	Circuit board
4) 093868	Spark probe
5) 092615	Main burner

Back of water heater

091160	heating element, 110volt
091873	ECO thermostat
091092	On/off switch, 110Volt

# 1999 CUTTER 30' & 34' GAS



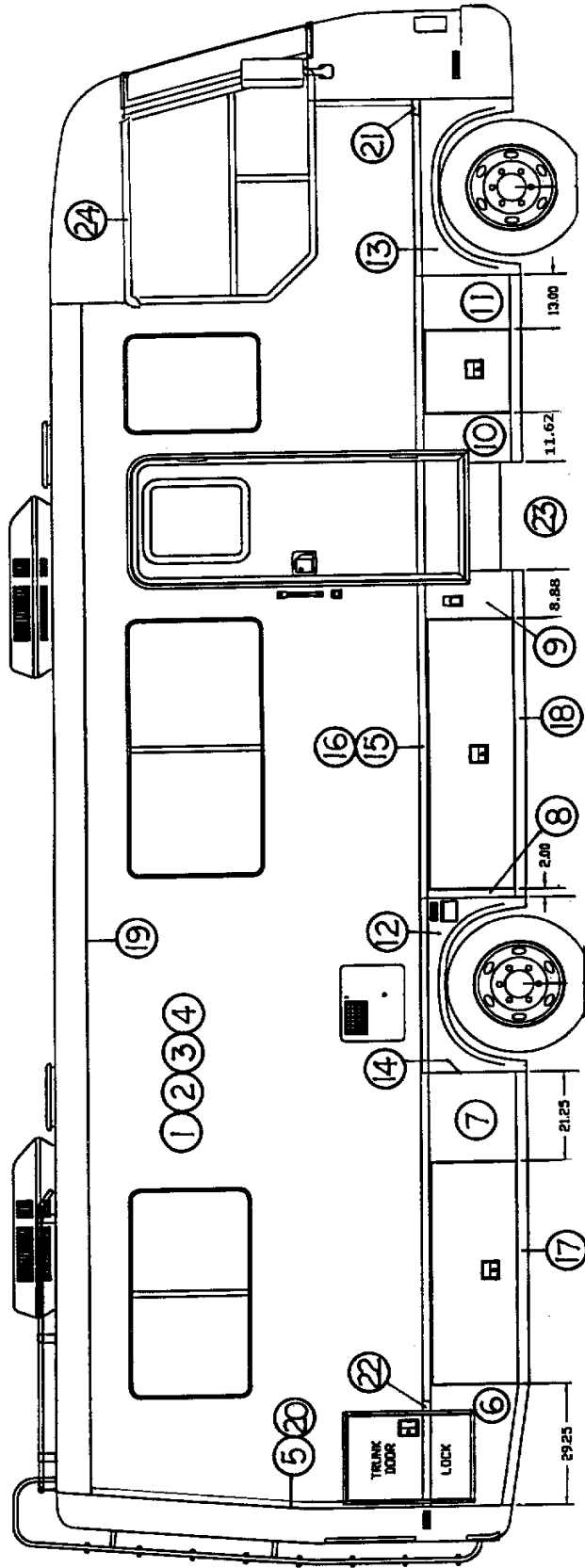
# 1999 CUTTER 30' & 34' GAS

## BODY

\*RS WALL-30ft.

- |               |   |
|---------------|---|
| 1) 801002-09  | Fiberglass sheet, white, 77.5" x 341"             |
| 2) 915354     | Weldment, RS wall                                 |
| 3) 203075     | Styrofoam sheet, 1.5" thick                       |
| 4) 801176-03  | Paneling, interior, 1/8" x 4' x 7', G1S, Solitude |
| 5) 114005-02  | Extrusion, trim molding, end to sidewall          |
| 6) 114740-02  | Filler panel, 3.00"                               |
| 7) 114695-01  | Filler panel, 4.00"                               |
| 8) 114695-01  | Filler panel, 4.00"                               |
| 9) 114740-01  | Filler panel, 2.00"                               |
| 10) 114741-04 | Filler panel, 21.25"                              |
| 11) 114698-01 | Filler panel, angled, RS rear, 29.25"             |
| 12) 203096-01 | Fender, rear single                               |
| 13) 203098-03 | Fender, RS front                                  |
| 14) 114070-02 | Extrusion, J trim, Pewter Gray                    |
| 15) 203080-01 | Rub rail molding, white                           |
| 16) 114831    | Extrusion, rub rail carrier                       |
| 17) 114717-04 | Weldment, rocker panel, angled, RS                |
| 18) 114708-01 | Extrusion, rocker panel                           |
| 19) 114570    | Extrusion, awning rail                            |
| 20) 320124-06 | Screw, #6 x 1", CS Phillips, stainless, white     |
| 21) 114754-02 | Casting, belt line end cap, RH                    |
| 22) 114754-01 | Casting, belt line end cap, LH                    |
| 23) 114808-03 | Drip cap, cab window, RS                          |

# 1999 CUTTER 30' & 34' GAS



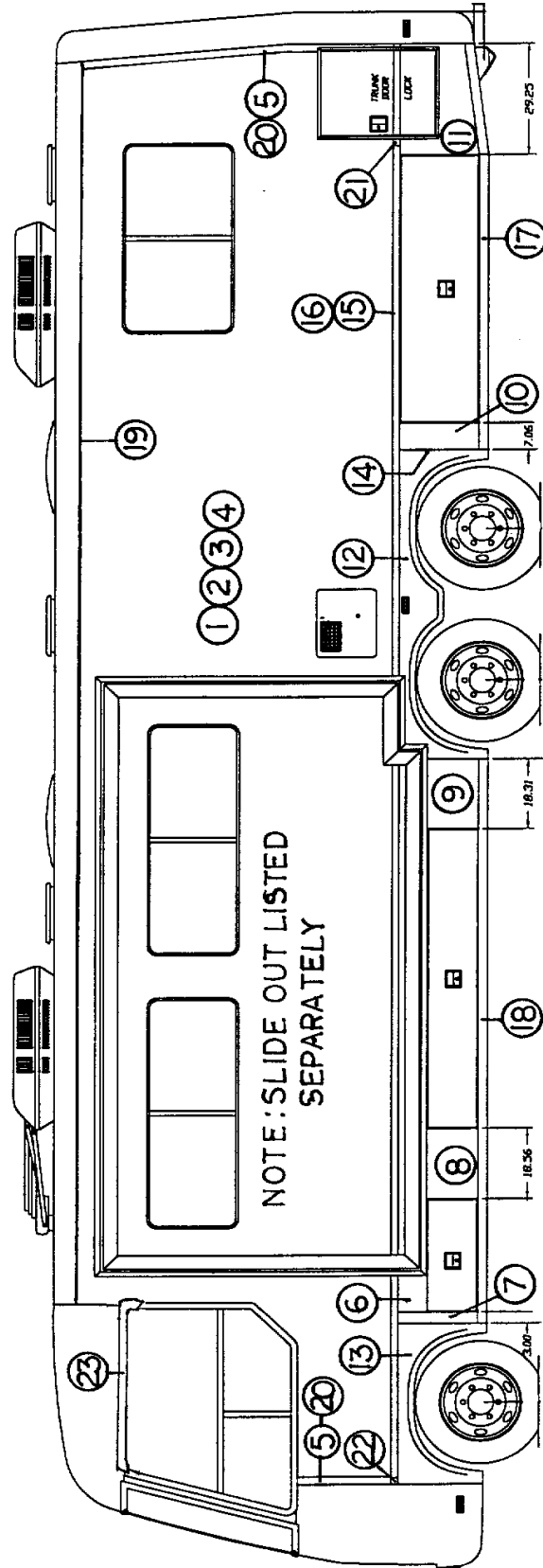
# 1999 CUTTER 30' & 34' GAS

## BODY

\*CS WALL-30ft.

- |               |   |
|---------------|---|
| 1) 801002-09  | Fiberglass sheet, white, 77.5" x 341"             |
| 2) 915353     | Weldment, CS wall                                 |
| 3) 203075     | Styrofoam sheet, 1.5" thick                       |
| 4) 801176-03  | Paneling, interior, 1/8" x 4' x 7', G!S, Solitude |
| 5) 114005-02  | Extrusion, trim molding, end to sidewall          |
| 6) 114698-02  | Filler panel, angled, CS rear, 29.25"             |
| 7) 114741-04  | Filler panel, 21.25"                              |
| 8) 114740-01  | Filler panel, 2.00"                               |
| 9) 114699-01  | Filler panel, 8.88"                               |
| 10) 114701-01 | Filler panel, 11.62"                              |
| 11) 114741-05 | Filler panel, 13.00"                              |
| 12) 203096-01 | Fender, rear single                               |
| 13) 203098-04 | Fender, CS front                                  |
| 14) 114070-02 | Extrusion, J trim, Pewter Gray                    |
| 15) 203080-01 | Rub rail molding, white                           |
| 16) 114831    | Extrusion, rub rail carrier                       |
| 17) 114717-03 | Weldment, rocker panel, angled, CS                |
| 18) 114708-01 | Extrusion, rocker panel                           |
| 19) 114570    | Extrusion, awning rail                            |
| 20) 320124-06 | Screw, #6 x 1", CS, Phillips, stainless, white    |
| 21) 114754-02 | Casting, belt line end cap, RH                    |
| 22) 114754-01 | Casting, belt line end cap, LH                    |
| 23) 114700    | Panel, step                                       |
| 24) 114808-04 | Drip cap, cab window                              |

# 1999 CUTTER 30' & 34' GAS





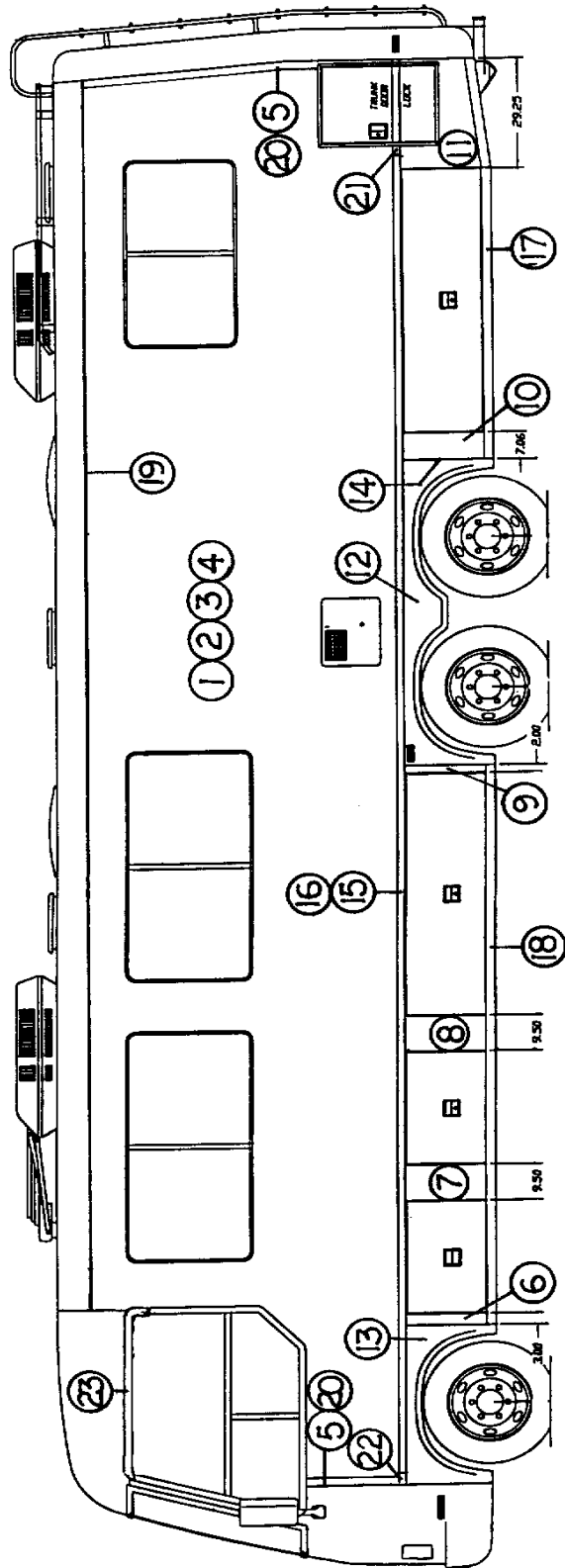
# 1999 CUTTER 30' & 34' GAS

## BODY

\*RS WALL-SLIDE OUT-34ft.

- |               |   |
|---------------|---|
| 1) 801002-08  | Fiberglass sheet, white, 77.5" x 384"             |
| 2) 915479     | Weldment, RS wall                                 |
| 3) 203075     | Styrofoam sheet, 1.5" thick                       |
| 4) 801176-04  | Paneling, interior, 1/8" x 4' x 7', G1S, Solitude |
| 5) 114005-02  | Extrusion, trim molding, end to sidewall          |
| 6) 114873     | Panel, skirt close out, RS                        |
| 7) 114740-02  | Filler panel, 3.00"                               |
| 8) 114872     | Filler panel, 18.56"                              |
| 9) 114799-01  | Filler panel, 18.31"                              |
| 10) 114740-03 | Filler panel, 7.06"                               |
| 11) 114698-01 | Filler panel, angled, RS rear, 29.25"             |
| 12) 203097-01 | Fender, rear tandem                               |
| 13) 203098-03 | Fender, RS front                                  |
| 14) 114070-02 | Extrusion, J trim, Pewter Gray                    |
| 15) 203080-01 | Rub rail molding, white                           |
| 16) 114831    | Extrusion, rub rail carrier                       |
| 17) 114717-08 | Weldment, rocker panel, angled, RS                |
| 18) 114708-01 | Extrusion, rocker panel                           |
| 19) 114570    | Extrusion, awning rail                            |
| 20) 320124-06 | Screw, #6 x 1", CS Phillips, stainless, white     |
| 21) 114754-02 | Casting, belt line end cap, RH                    |
| 22) 114754-01 | Casting, belt line end cap, LH                    |
| 23) 114808-03 | Drip cap, cab window                              |

# 1999 CUTTER 30' & 34' GAS



# 1999 CUTTER 30' & 34' GAS

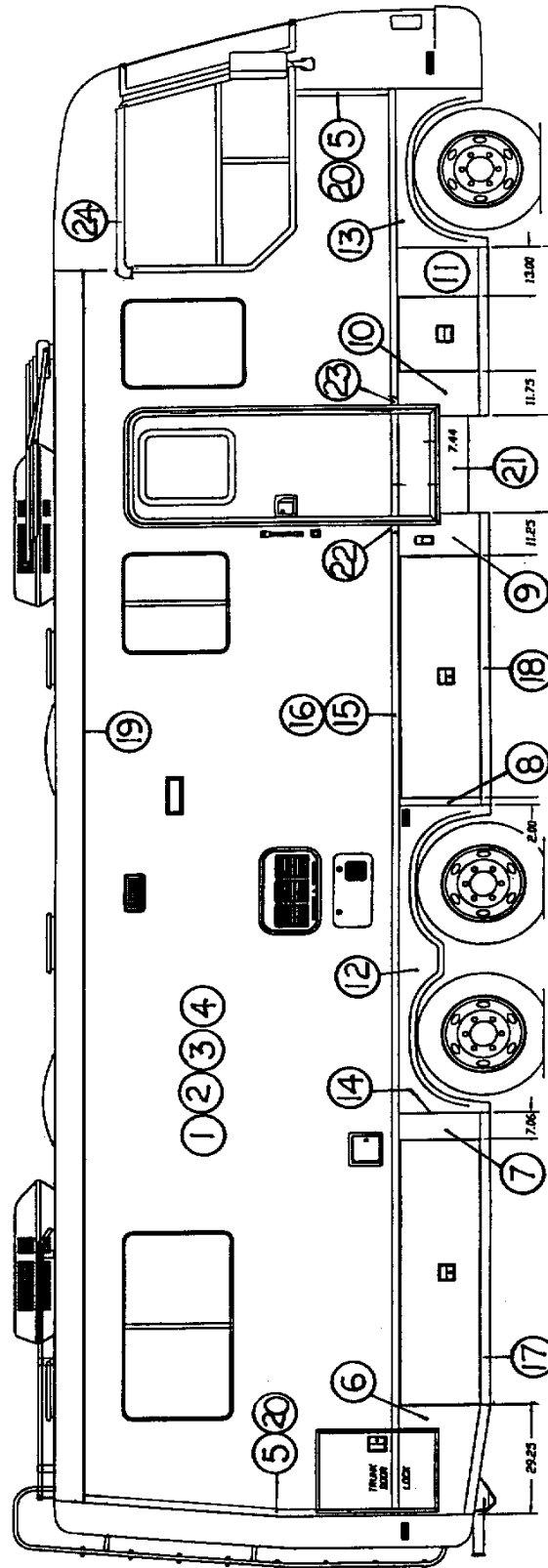
## BODY

\*RS WALL- NON SLIDE-34ft.

- |               |   |
|---------------|---|
| 1) 801002-08  | Fiberglass sheet, white, 77.5" x 384"             |
| 2) 915373     | Weldment, RS wall                                 |
| 3) 203075     | Styrofoam sheet, 1.5" thick                       |
| 4) 801176-03  | Paneling, interior, 1/8" x 4' x 7', G1S, Solitude |
| 5) 114005-02  | Extrusion, trim molding, end to sidewall          |
| 6) 114740-02  | Filler panel, 3.00"                               |
| 7) 114695-07  | Filler panel, 9.50"                               |
| 8) 114695-07  | Filler panel, 9.50"                               |
| 9) 114741-01  | Filler panel, 2.00"                               |
| 10) 114740-03 | Filler panel, 7.06"                               |
| 11) 114698-01 | Filler panel, angled, RS rear, 29.25"             |
| 12) 203097-01 | Fender, rear tandem                               |
| 13) 203098-03 | Fender, RS front                                  |
| 14) 114070-02 | Extrusion, J trim, Pewter Gray                    |
| 15) 203080-01 | Rub rail molding, white                           |
| 16) 114831    | Extrusion, rub rail carrier                       |
| 17) 114717-08 | Weldment, rocker panel, angled, RS                |
| 18) 114708-01 | Extrusion, rocker panel                           |
| 19) 114570    | Extrusion, awning rail                            |
| 20) 320124-06 | Screw, #6 x 1", CS Phillips, stainless, white     |
| 21) 114754-02 | Casting, belt line end cap, RH                    |
| 22) 114754-01 | Casting, belt line end cap, LH                    |
| 23) 114808-13 | Drip cap, cab window                              |

\*THE LOWER COMPARTMENT DOORS, ACCESS DOORS AND WINDOWS ARE SHOWN IN THE **DOOR** SECTION OF THIS BOOK.

# 1999 CUTTER 30' & 34' GAS



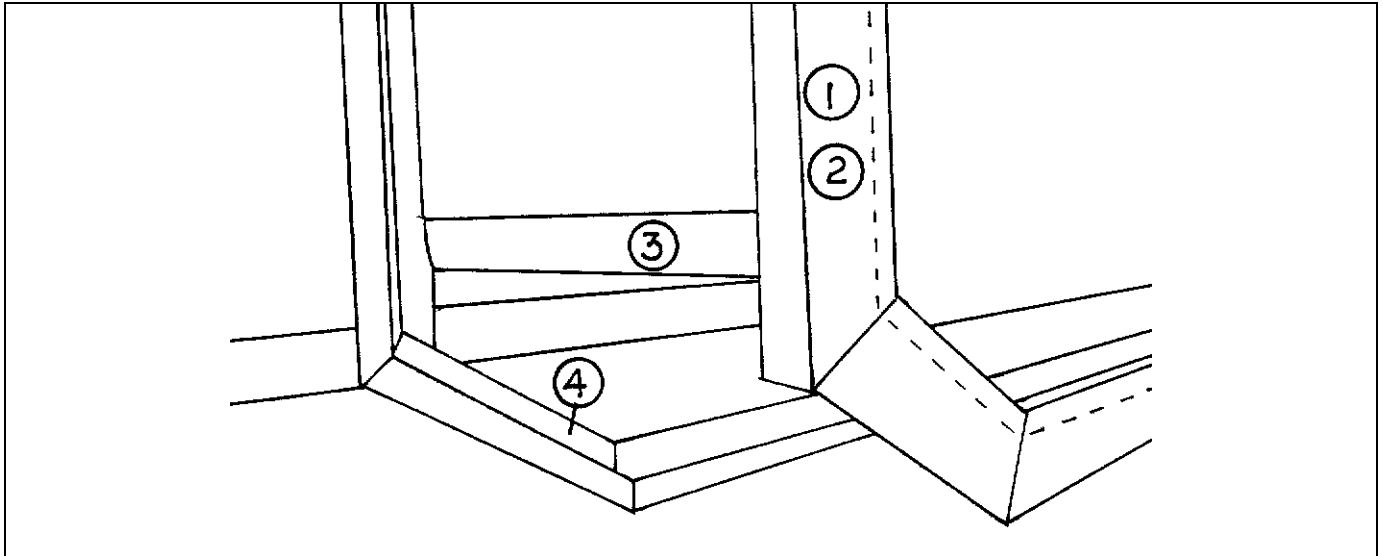
# 1999 CUTTER 30' & 34' GAS BODY

\*CS WALL-SLIDE OUT & NON SLIDE-34ft.

- |               |   |
|---------------|---|
| 1) 801002-08  | Fiberglass sheet, white, 77.5" x 384"             |
| 2) 915340     | Weldment, CS wall                                 |
| 3) 203075     | Styrofoam sheet, 1.5" thick                       |
| 4) 801176-04  | Paneling, interior, 1/8" x 4' x 7', G1S, Solitude |
| 5) 114005-02  | Extrusion, trim molding, end to sidewall          |
| 6) 114698-02  | Filler panel, angled, CS rear, 29.25"             |
| 7) 114741-03  | Filler panel, 7.06"                               |
| 8) 114740-01  | Filler panel, 2.00"                               |
| 9) 114699-01  | Filler panel, 8.88"                               |
| 10) 114701-01 | Filler panel, 11.62"                              |
| 11) 114741-05 | Filler panel, 13.0"                               |
| 12) 203097-01 | Fender, rear tandem                               |
| 13) 203098-04 | Fender, CS front                                  |
| 14) 114070-02 | Extrusion, J trim, Pewter Gray                    |
| 15) 203080-01 | Rub rail molding, white                           |
| 16) 114831    | Extrusion, rub rail carrier                       |
| 17) 114717-07 | Weldment, rocker panel, angled, CS                |
| 18) 114708-01 | Extrusion, rocker panel                           |
| 19) 114570    | Extrusion, awning rail                            |
| 20) 320124-06 | Screw, #6 x 1", CS Phillips, stainless, white     |
| 21) 114700    | Panel, step                                       |
| 22) 114754-01 | Casting, belt line end cap, LH                    |
| 23) 114754-02 | Casting, belt line end cap, RH                    |
| 24) 114808-04 | Drip cap, cab window                              |

# 1999 CUTTER 30' & 34' GAS

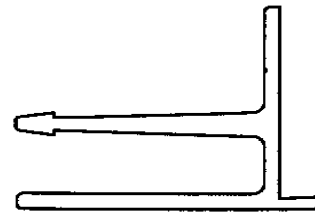
## SLIDE OUT EXTRUSION



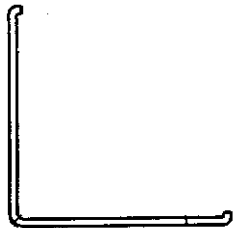
Lower front corner, extended



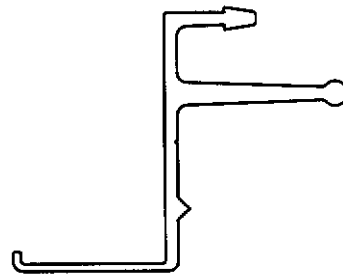
\*1) 114771 Extrusion, slide out trim



2) 114770 Extrusion, slide out box (fits behind 1)



3) 114768 Extrusion, slide out corner trim

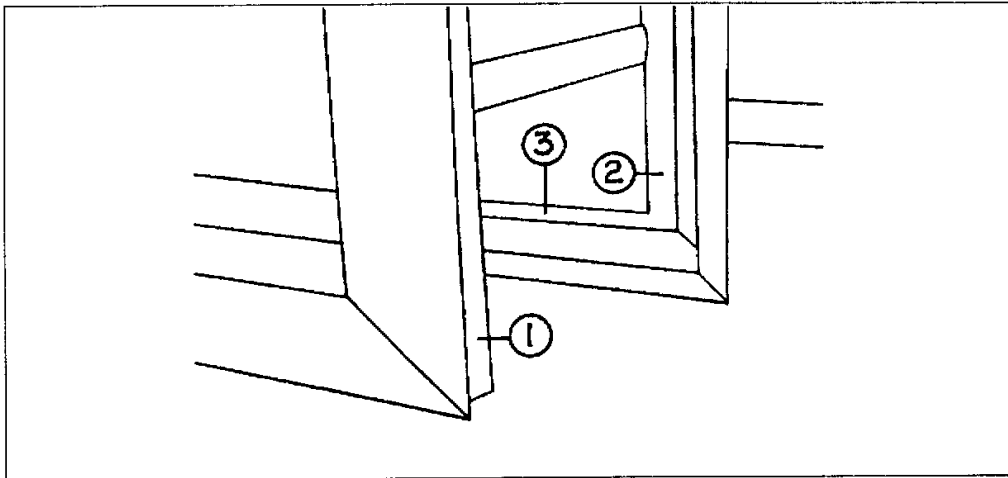


4) 114726 Extrusion, slide out frame

\*This trim is slotted to allow adjustment to the sidewall Cutout. Fitting will be required.

# 1999 CUTTER 30' & 34' GAS


\* SLIDE OUT GASKETS




lower rear corner, extended



1) 381594 Rubber extrusion  
bulb type, black



2) 381587 Rubber extrusion,  
wiper



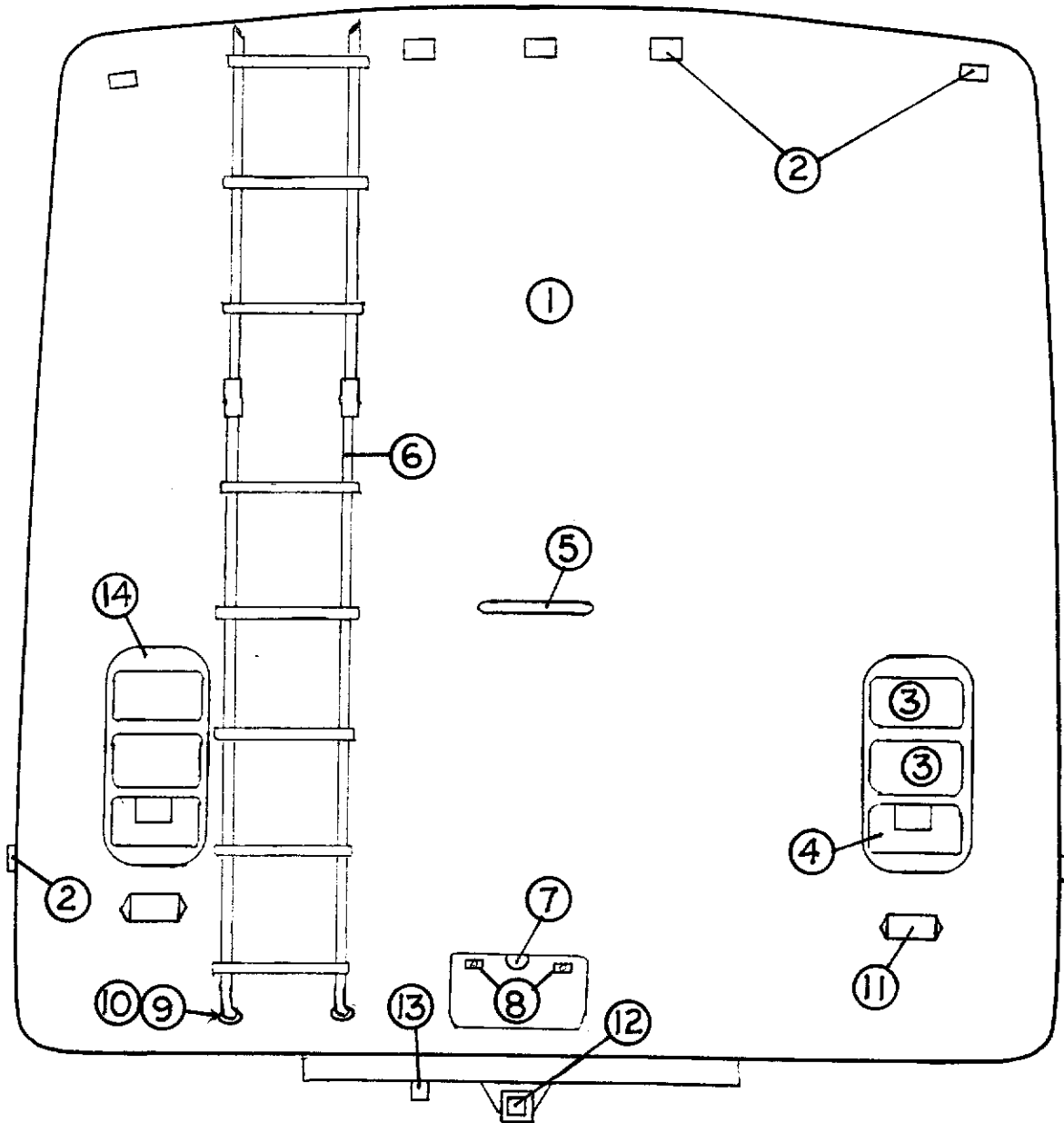
1) 3) 381589 Rubber extrusion  
floor wiper



381588 Not shown  
Rubber extrusion, bulb  
w/tape-used on inside wall

\*Note: Mounting brackets can be found in the hardware section of this book.

# 1999 CUTTER 30' & 34' GAS






# 1999 CUTTER 30' & 34' GAS

## AFT END

- |               |  |
|---------------|--|
| 1) 203051-03  | Rear cap, two tone, Cutter gas         |
| 2) 510984-01  | Light, clearance, red                  |
| 3) 511239     | Light, stop tail and turn              |
| 4) 511240     | Light, stop, tail, turn and back up    |
| 5) 511154-02  | Light strip, 3rd brake light, 1" x 10" |
| 6) 381559     | Ladder, rear, Cutter gas               |
| 7) 511294     | Light, license plate                   |
| 8) 381077     | Well nut, license plate attachment     |
| 9) 38148-01   | Socket, bottom support, ladder         |
| 10) 114224    | Plunger, bottom support, ladder        |
| 11) 511101-01 | Light, docking, halogen, chrome bezel  |
| 12) 400868    | Reese hitch for Cutter gas             |
| 13) 510863-01 | Plug, trailer                          |
| 14) 386010    | Trim, taillight, stainless steel       |

# 1999 CUTTER 30' & 34' GAS



# 1999 CUTTER 30' & 34' GAS

## FRONT END

- 1) 203013-02 Front cap, Cutter
- 2) 510984-02 Light clearance, amber
- 4) 371339 Windshield, CS
- 5) 371338 Windshield, RS
- 6) 381524 Gasket, windshields(surrounds both sides)
- 7) 201260 Insert rubber, windshield gaskets
- 8) 511305-05 Mirror, Velvac w/remote, heated, pair
- 9) 203089-02 Nose w/bumper, 2-tone, Cutter gas
- 10) 203094 Hood, fiberglass, white
- 11) 511246-02 Head light, dual, RH
- 12) 386009 Trim headlight, stainless steel
- 13) 386009 Trim, headlight, stainless steel
- 14) 511246-01 Head light, dual, LH
- 15) 511250-02 Light, side marker amber
- 16) 511251-01 Lamp, front turn and parking, w/clear lens
- 17) 511251-02 Socket, front turn and parking light
- 18) 511269 Auxiliary, headlight kit
- 19) 453375 Nose screen, top
- 20) 453324 Nose screen, middle & bottom

### Not shown:

- 114725-01 Cover, A pillar, exterior, RS
- 114725-02 Cover, A pillar, exterior, CS

# 1999 CUTTER 30' & 34' GAS

## ROOF

203024	Fiberglass sheet, roof exterior, 106"wide
114568	Extrusion, roof corner cap
114570	Extrusion, awning rail
702482	Ceiling liner, Spectra Opal
800507-01	Paneling, luan, ceiling liner backing
201728-01	Extrusion, ceiling trim retainer
201728-03	Extrusion, ceiling trim
203609	Registers, ceiling vents

# 1999 CUTTER 30' & 34' GAS CHASSIS

400868	Reese hitch, model 38502
410820	Leveling jack system
452455	Step, steel loop, roof ladder
511215	Step, double, Kwikkee#3200 series
511078	Switch, rocker, 4-gang
500982	Switch, magnetic, round, 3/8"
685031-01	Control box, main, Kwikkee
511215-100	Motor, assy., w/actuator arm
410818	Wheel simulator
410818-09	Wheel simulator w/liner, tag axle
400571	Mud flaps, pair
690311	Heater, rear, auxiliary
510929-04	Switch, dash, rear heat
600678	Adapter grill, heat duct 10" x 2"
601398	Grill, faceplate, 2¼" x 10", brown
453295	Hanger, spare tire
410631	Winch, spare tire
381379-01	Wrench, speed, 3/8" drive
381379-02	Socket, speed wrench, ¾"
6000326	Vent hose, fuel fill
6000358	Hose, fuel fill, 1.75" I.D.
400918	Extension, tailpipe

# 1999 CUTTER 30' & 34' GAS

## CHASSIS

*690382-03	Kit heater/evaporator, Acme
690382-07	Plenum kit w/Acme rotary switch
690315-05	Grille, defroster duct
601599	Hose, duct, 2"
600465	Hose, air duct 2½" dia.
203121	Duct, defroster trans
6000283	Vacuum hose, 3/16 dia.
690382-05	Suction hose kit, Chevy L29
600214-03	Heater hose, 5/8"

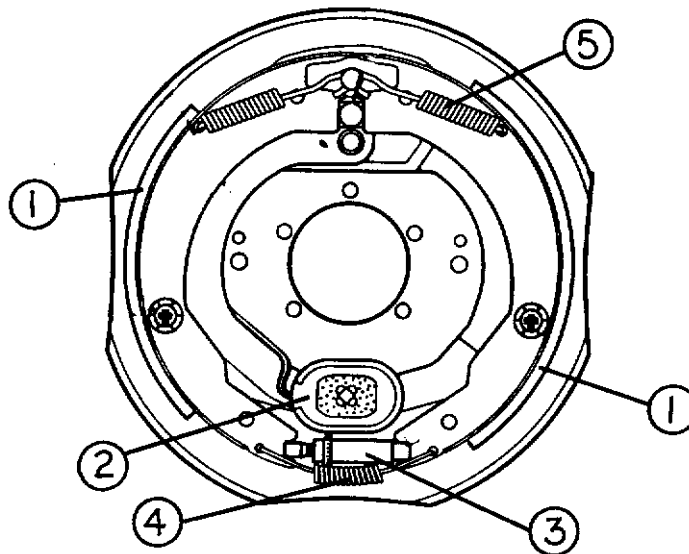
\*Chevrolet installs the compressor, condenser and associated parts on their RV chassis.

# 1999 CUTTER 30' & 34' GAS

## CHASSIS-TAG AXLE

7400094H Tag axle, 72.95"  
3160705 Hub and drum, 10 x 7.25 bolt pattern  
0170012C Bearing w/cup, inner  
0170048 Bearing w/cup, outer  
0270028 Grease seal

3160347 Brake assembly, RH, tag axle  
3160348 Brake assembly, LH, tag axle



1) 3160348-62 Shoe and lining kit (includes hold down spring and pin)  
2) 3160348-65 Magnet kit  
3) 3160348-63 Adjuster assembly  
4) 3160348-64 Adjusting screw spring  
5) 3160348-61 Retractor spring

400217 Wheel, 19.5, motorhome  
511058 Brake controller, for tag axle





# 1999 CUTTER 30' & 34' GAS

## SECTION II

### D through E

#### DASH

Dash parts ..... II-2

#### DECALS

Front and rear ..... II-4

Side ..... II-6

#### DOORS/WINDOWS/AWNINGS

RS, **30FT**..... II-8

CS, **30FT**..... II-10

RS, **34FT**.non slide ..... II-12

CS, **34FT**.non slide ..... II-14

RS, **34FT**.slide out ..... II-16

CS, **34FT**.slide out ..... II-18

DRAPES/BLINDS/VALANCES ..... II-19

#### ELECTRICAL

110 volt..... II-20

12 volt, chassis..... II-22

Dash switches/lens..... II-23

12-volt interior switches..... II-24

12-volt interior lights ..... II-25

12-volt exterior lights ..... II-26

12-volt misc..... II-27

Windshield wiper assy..... II-30

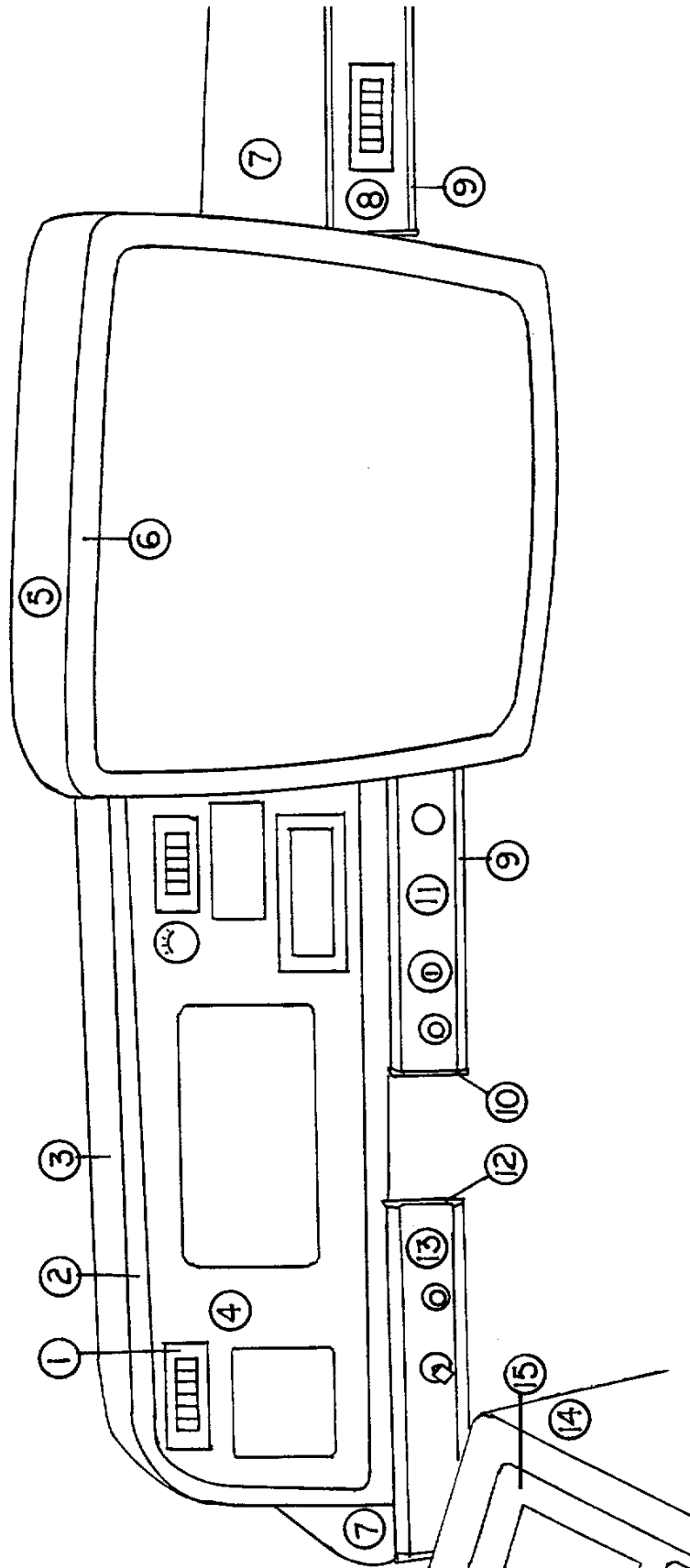
#### ENTERTAINMENT

Televisions ..... II-31

Radios II-31



# 1999 CUTTER 30' & 34' GAS



# 1999 CUTTER 30' & 34' GAS

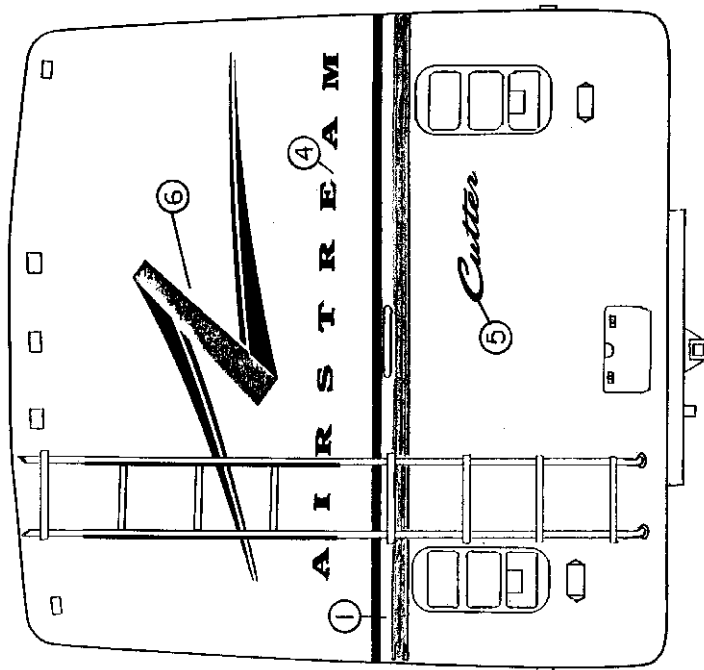
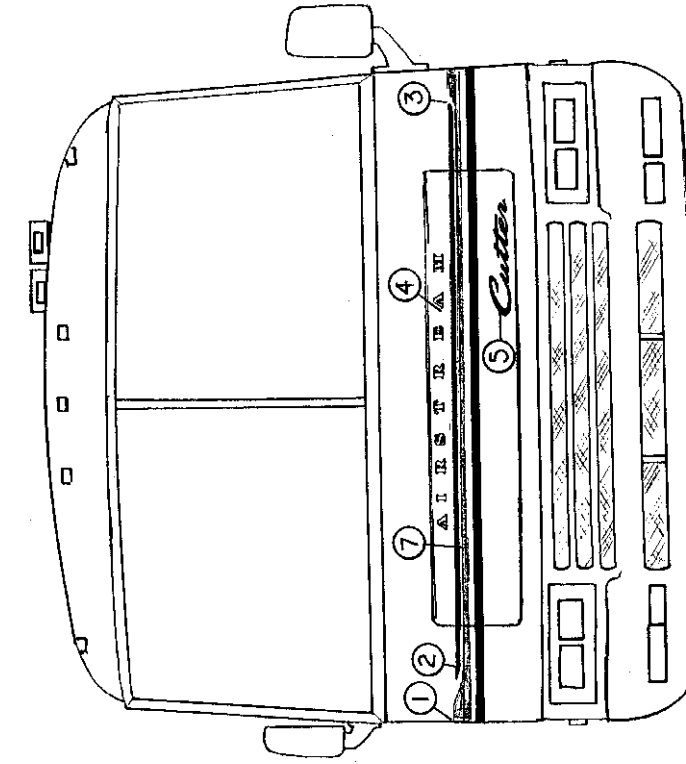
## DASH

- |               |  |
|---------------|--|
| 1) 690325-03  | Dash louver, A/C-heater, Acme                  |
| 2) 203117     | Trim ring, dash instrument panel               |
| 3) 203092     | Instrument pod                                 |
| 3a) 702750    | Vinyl cover, instrument pod                    |
| 4) 203151     | Instrument panel, Chevy Cutter                 |
| 5) 203093     | TV housing                                     |
| 5a) 702751    | Vinyl cover, TV housing                        |
| 6) 203166     | Trim ring, dash TV                             |
| 7) 203091     | Dash panel, main                               |
| 7a) 702749    | Vinyl cover, main dash                         |
| 8) 203137     | Panel, dash insert, CS, wood grain             |
| 9) 114737     | Extrusion, dash face (holds wood grain insert) |
| 10) 114753-01 | Casting, end cap, dash extrusion, LH           |
| 11) 203109-07 | Panel, dash insert, right of steering column   |
| 12) 114753-02 | Casting, end cap, dash extrusion, RH           |
| 13) 203109-07 | Panel, dash insert, left of steering column    |
| 14) 963985-02 | Armrest assy., roadside                        |
| 15) 203111-03 | Armrest panel, wood grain, Chevy Cutter        |

### Not shown:

- |           |  |
|-----------|--|
| 690315-05 | Defroster duct, black, windshield        |
| 500972-03 | Defroster duct, gray, small, side window |
| 385920-23 | Decal dash, "Cutter", light gold         |

# 1999 CUTTER 30' & 34' GAS

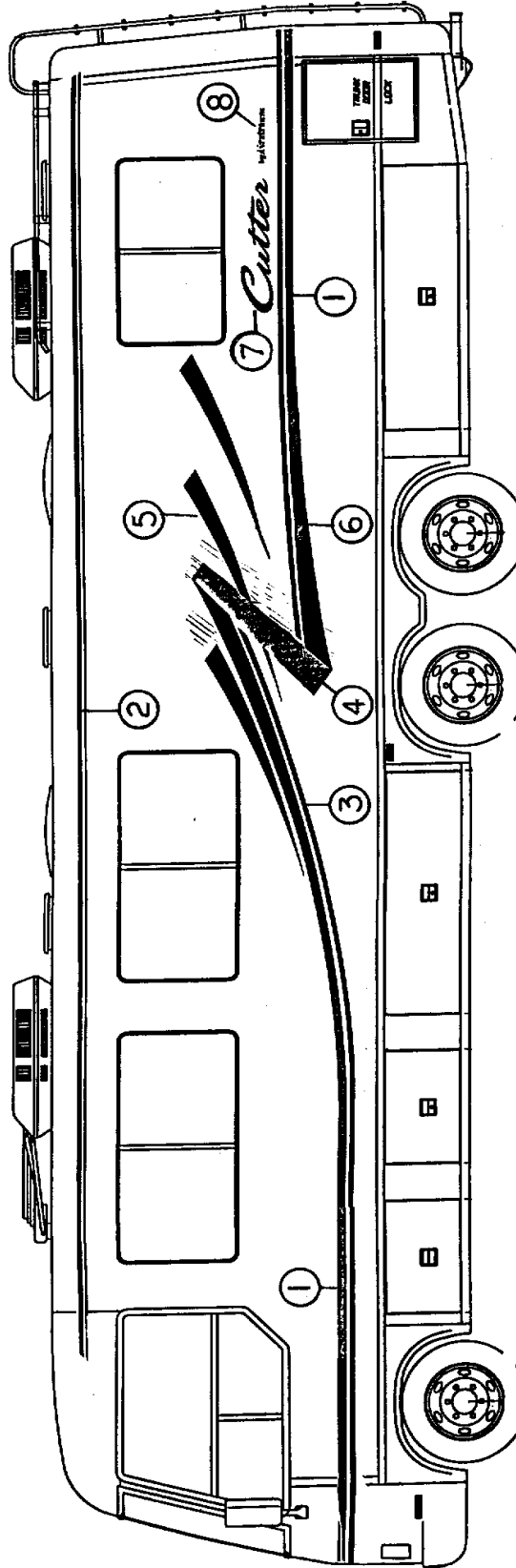


# 1999 CUTTER 30' & 34' GAS

## DECAL-FRONT AND REAR

- |              |   |
|--------------|---|
| 1) 385992-01 | Decal, stripe, side, gold/burgundy          |
| 2) 386002-02 | Decal, front wrap, CS, burgundy/gold        |
| 3) 386002-01 | Decal, front wrap, RS, burgundy/gold        |
| 4) 385998-01 | Decal "AIRSTREAM", large logo, front & rear |
| 5) 385996-01 | Decal "Cutter ", small logo                 |
| 6) 386000-01 | Decal, rear "Z" graphics                    |
| 7) 385993-01 | Decal, stripe, front, burgundy/gold         |

# 1999 CUTTER 30' & 34' GAS



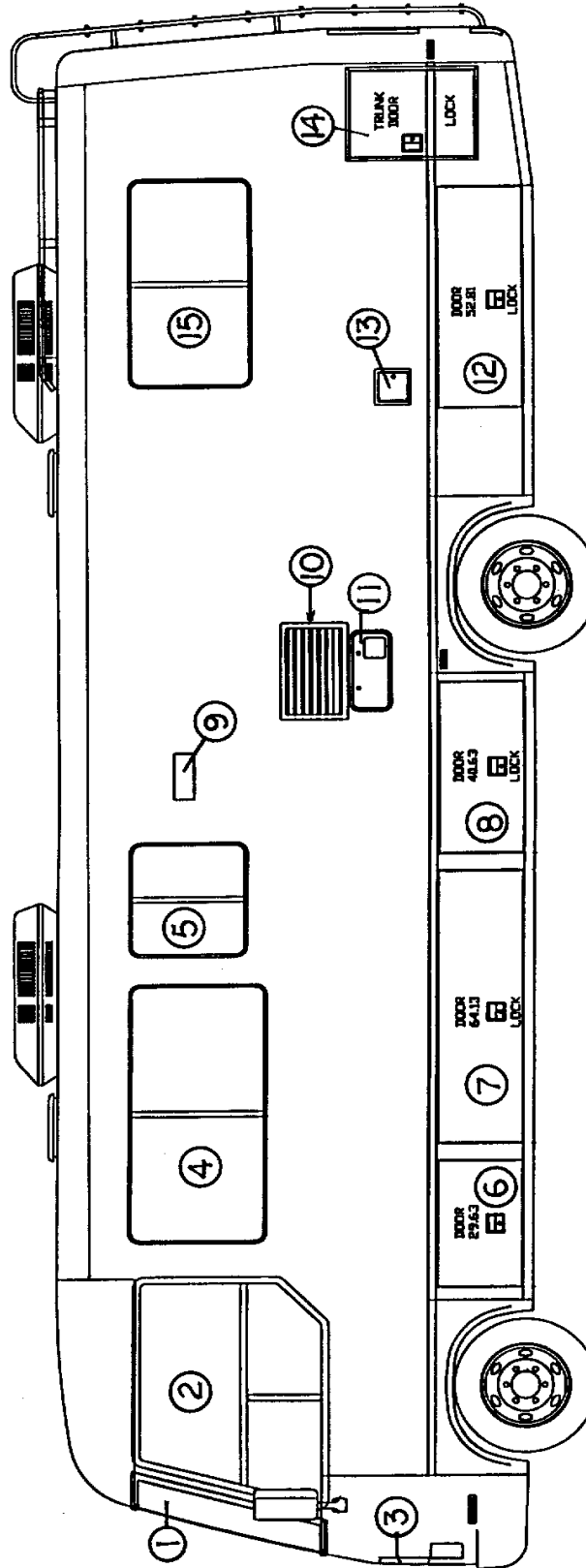
# 1999 CUTTER 30' & 34' GAS

## DECAL SIDE

- |               |                                    |
|---------------|------------------------------------|
| 1) 385992-01  | Decal, stripe, side, gold/burgundy |
| 2) 385991-01  | Decal, stripe, top, gold/burgundy  |
| 3) 386003-01  | Decal, main, forward, RS           |
| 3a) 386003-02 | Decal, main, forward, CS           |
| 4) 386006-01  | Decal, main graphic bar, RS        |
| 4a) 386006-02 | Decal, main graphic bar, CS        |
| 5) 386005-01  | Decal, main graphic, upper, RS     |
| 5a) 386005-02 | Decal, main graphic, upper, CS     |
| 6) 386004-01  | Decal main graphic, aft, RS        |
| 6a) 386004-02 | Decal, main graphic, aft, CS       |
| 7) 385994-01  | Decal, "CUTTER" large logo         |
| 8) 385999-01  | Decal, "by Airstream" small logo   |



# 1999 CUTTER 30' & 34' GAS



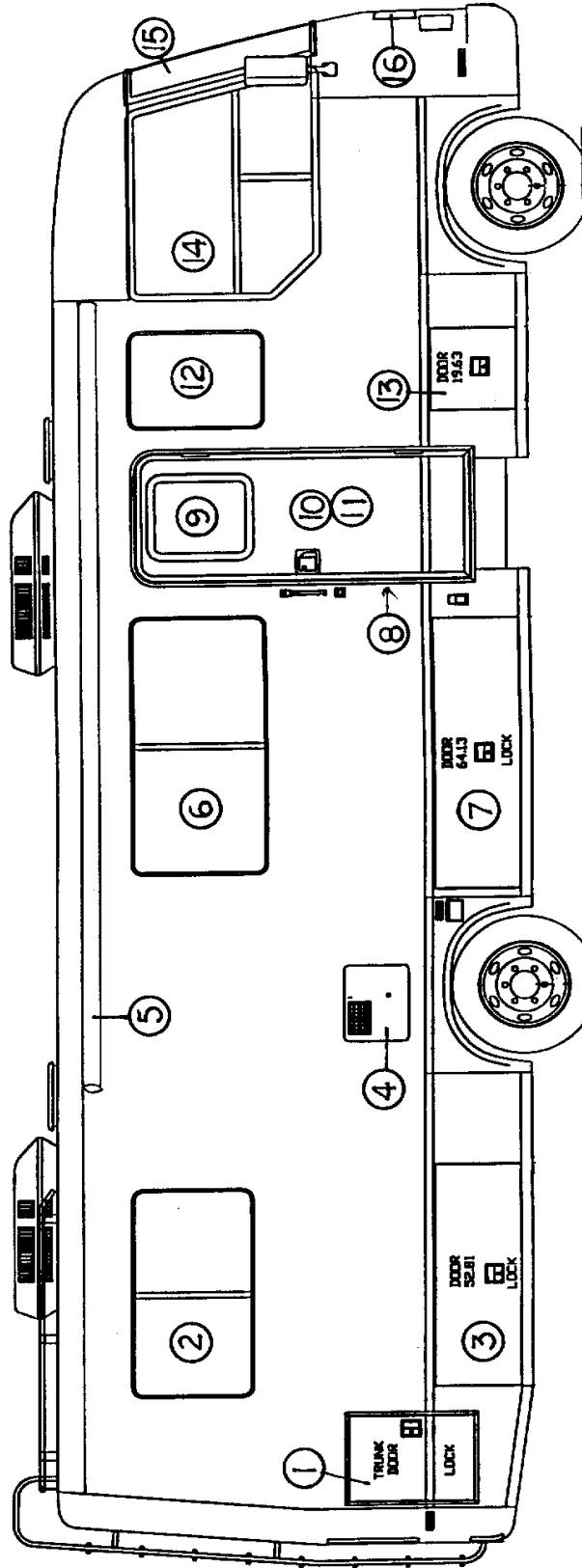
# 1999 CUTTER 30' & 34' GAS

## DOORS/WINDOWS/AWNINGS, 30' GAS

(Hardware such as hinges, locks and latches are located in the **hardware** section of this book)

- |               |   |
|---------------|---|
| 1) 371338     | Windshield, RS                                    |
| 2) 371372-01  | Cab window, RS                                    |
| 3) 203094     | Hood, Cutter                                      |
| 4) 371373-05  | Window, horizontal. slide, 29.75" x 60.25"        |
| 5) 371373-04  | Window, horizontal. slide, 25.25" x 25.75"        |
| 6) 921171-01  | Door, compartment, 29.63", non locking            |
| 7) 921170-03  | Door, compartment, 64.13", locking                |
| 8) 921170-02  | Door, compartment, 40.63", locking                |
| 9) 511152-01  | Vent cover, range hood                            |
| 10) 690340-03 | Refrigerator door, flush mount                    |
| 11) 690274-06 | Door, Hydroflame, exterior                        |
| 12) 921170-04 | Door, compartment, 52.81, locking                 |
| 13) 203071-02 | Fuel fill housing                                 |
| 14) 921164    | Trunk door assembly                               |
| 15) 371373-22 | Window, horizontal slide, egress, 30.25" x 48.88" |

# 1999 CUTTER 30' & 34' GAS



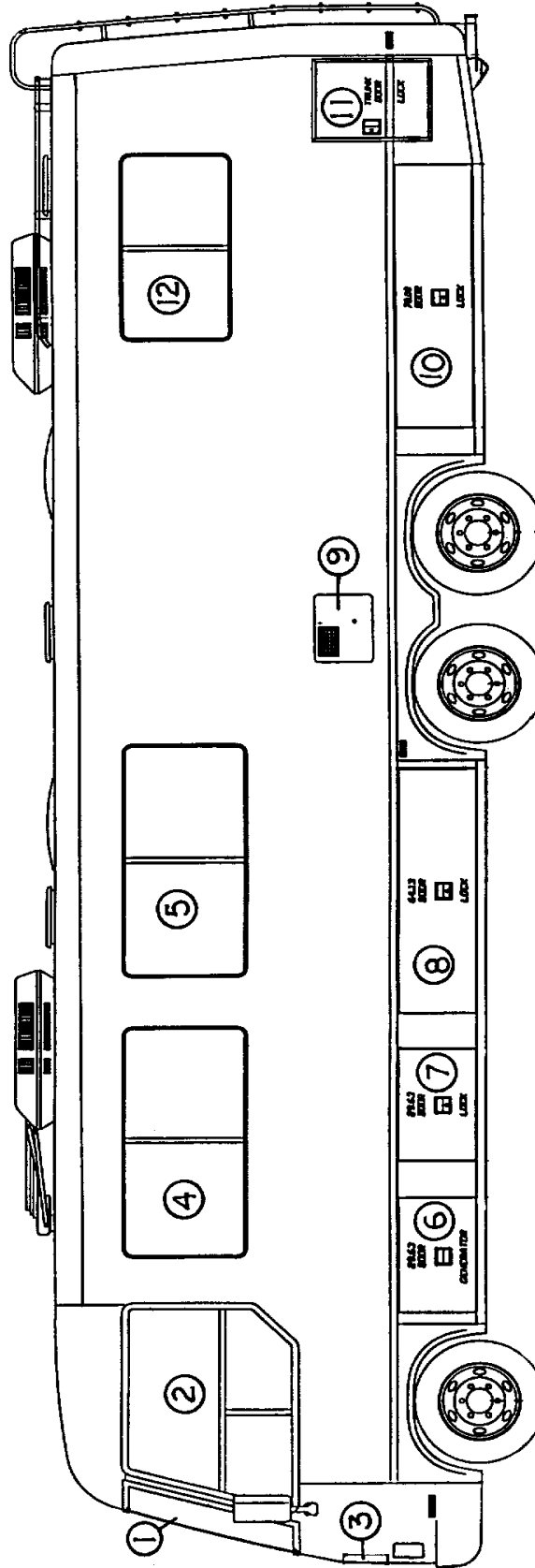
# 1999 CUTTER 30' & 34' GAS

## DOORS/WINDOWS/AWNINGS, 30' GAS

(Hardware such as hinges, locks and latches are located in the **hardware** section of this book)

- |                |  |
|----------------|--|
| 1) 921164      | Trunk door                               |
| 2) 371373-21   | Window, horiz., slide, CS, 30.25 x 48.88 |
| 3) 921170-04   | Door, compartment, 52.81, locking        |
| 4) 690259-05   | Access door, water heater                |
| 5) 702679-30   | Awning, patio, 16', Burgundy Shadows     |
| 6) 371373-06   | Window, horiz., slide, CS, 29.75 x 60.25 |
| 7) 921170-03   | Door, compartment, 64.13, locking        |
| 8) 922392-02   | Jamb, main door                          |
| 9) 371373-01   | Window, main door                        |
| 10) 109988-100 | Main door assembly, Cutter gas           |
| 11) 922394     | Screen door assembly                     |
| 12) 371373-08  | Window, stationary, CS, 29.75 x 21.50    |
| 13) 921171-10  | Door, compartment, 19.63, non locking    |
| 14) 371372-02  | Window, CS cab                           |
| 15) 371339     | Windshield, CS                           |
| 16) 203094     | Hood                                     |

# 1999 CUTTER 30' & 34' GAS

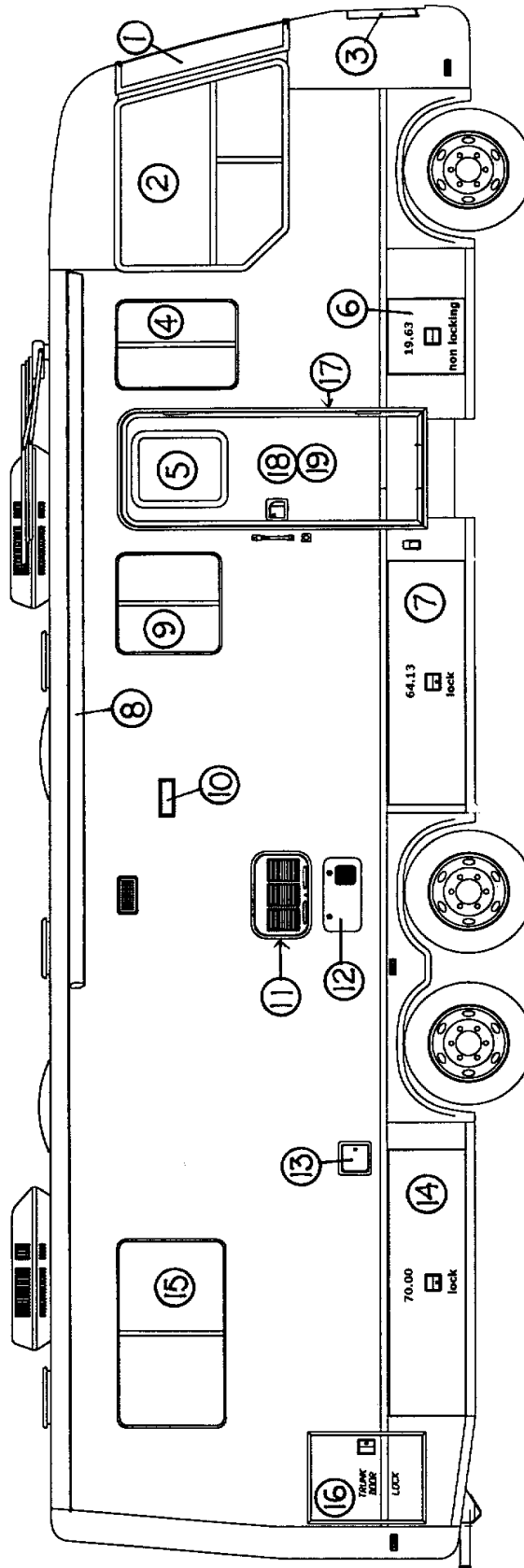


# 1999 CUTTER 30' & 34' GAS

DOORS/WINDOWS/AWNINGS, NON SLIDE, 34', RS  
(Hardware such as hinges, locks and latches are located  
in the **hardware** section of this book)

- |               |  |
|---------------|--|
| 1) 371338     | Windshield, RS                                 |
| 2) 371372-01  | Cab window, RS                                 |
| 3) 203094     | Hood, Cutter                                   |
| 4) 371373-05  | Window, horiz. slide, 29.75" x 60.25", RS      |
| 5) 371373-05  | Window, horiz. slide, 29.75" x 60.25", RS      |
| 6) 921171-01  | Door, compartment, 29.63", non-lock            |
| 7) 921170-01  | Door, compartment, 29.63", locking             |
| 8) 921170-03  | Door, compartment, 64.13", locking             |
| 9) 690259-05  | Access door, water heater                      |
| 10) 921170-09 | Door, compartment, 70.0", locking              |
| 11) 921164    | Trunk door assembly                            |
| 12) 371373-22 | Window, horiz., slide, egress, 30.25" x 48.88" |

# 1999 CUTTER 30' & 34' GAS



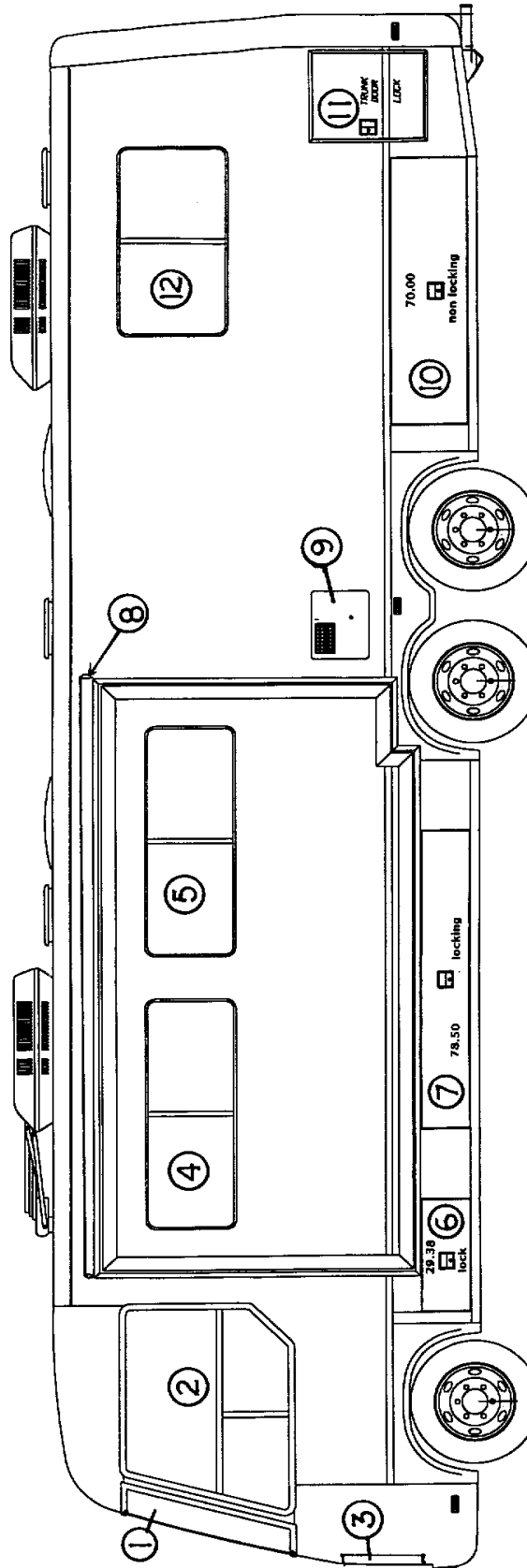
# 1999 CUTTER 30' & 34' GAS

DOORS/WINDOWS/AWNINGS, NON SLIDE, 34', CS  
(Hardware such as hinges, locks and latches are located  
in the **hardware** section of this book)

- |                |  |
|----------------|--|
| 1) 371339      | Windshield, CS                             |
| 2) 371372-02   | Cab window, CS                             |
| 3) 203094      | Hood, Cutter                               |
| 4) 371373-03   | Window, stationary, 21.5" x 29.75"         |
| 5) 371373-01   | Window, main door, 19.25" x 23.25"         |
| 6) 921171-10   | Door, compartment, 19.63", non locking     |
| 7) 921170-03   | Door, compartment, 64.13", locking         |
| 8) 702679-31   | Awning, patio, 17', Burgundy Shadows       |
| 9) 371373-09   | Window, horiz. slide, CS, 25.25" x 25.75"  |
| 10) 511152-01  | Vent cover, range hood                     |
| 11) 690340-03  | Refrigerator door, flush mount             |
| 12) 690274-06  | Door Hydroflame, exterior                  |
| 13) 203071-02  | Fuel fill housing                          |
| 14) 921170-09  | Door, compartment, 70.0, locking           |
| 15) 371373-21  | Window, horiz., slide, CS, 30.25" x 48.88" |
| 16) 921164     | Trunk door assembly                        |
| 17) 922392-02  | Doorjamb assembly                          |
| 18) 109988-100 | Main door assembly                         |
| 19) 922394     | Screen door assembly                       |



# 1999 CUTTER 30' & 34' GAS

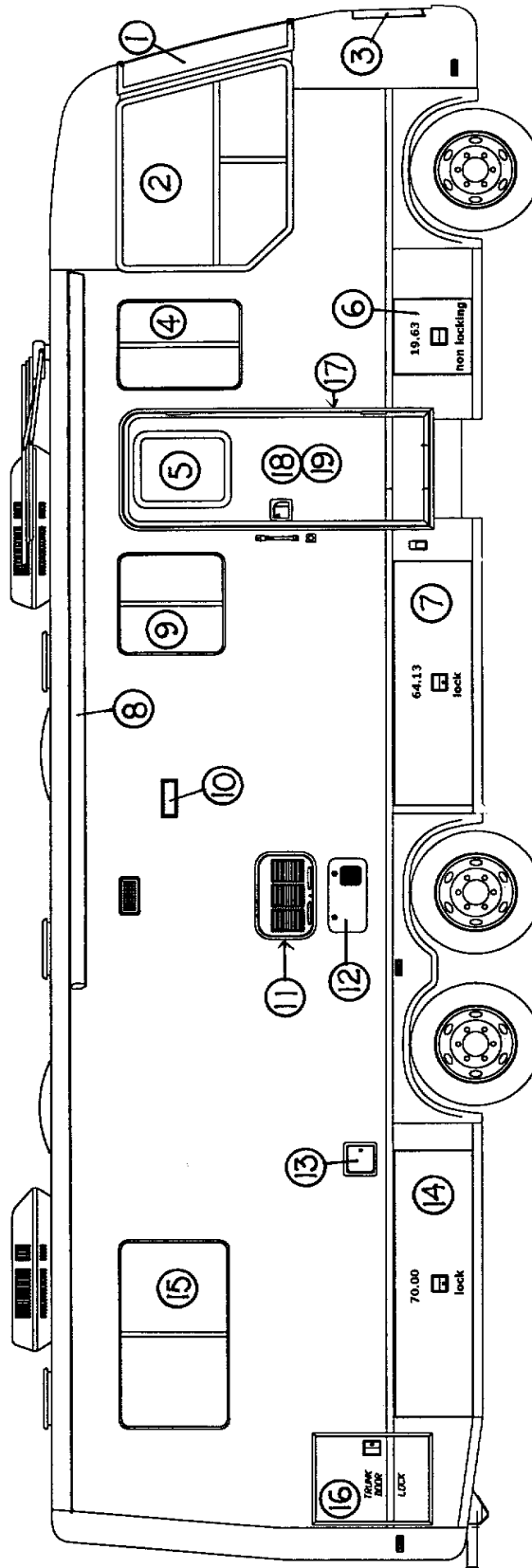


# 1999 CUTTER 30' & 34' GAS

DOORS/WINDOWS/AWNINGS, **Slide out model**, RS  
(Hardware such as hinges, locks and latches are located  
in the **hardware** section of this book)

- |               |  |
|---------------|--|
| 1) 371338     | Windshield, RS                               |
| 2) 371372-01  | Cab window, RS                               |
| 3) 203094     | Hood, Cutter                                 |
| 4) 371373-19  | Window, horiz. slide, 22.75 x 60.25, RS      |
| 5) 371373-19  | Window, horiz. slide, 22.75 x 60.25, RS      |
| 6) 921175-03  | Door, compartment, 29.38, locking            |
| 7) 921175-01  | Door, compartment, 78.5, locking             |
| 8) 702938-01  | Slide out cover                              |
| 9) 690259-05  | Access door, water heater                    |
| 10) 921171-09 | Door, compartment, 70.0, locking             |
| 11) 921164    | Trunk door assembly                          |
| 12) 371373-22 | Window, horiz., slide, egress, 30.25 x 48.88 |

# 1999 CUTTER 30' & 34' GAS



# 1999 CUTTER 30' & 34' GAS

DOORS/WINDOWS/AWNINGS, **SLIDE OUT**, CS  
(Hardware such as hinges, locks and latches are located  
in the **hardware** section of this book)

- |                |  |
|----------------|--|
| 1) 371339      | Windshield, CS                           |
| 2) 371372-02   | Cab window, CS                           |
| 3) 203094      | Hood, Cutter                             |
| 4) 371373-03   | Window, stationary, 21.5 x 29.75         |
| 5) 371373-01   | Window, main door, 19.25 x 23.25         |
| 6) 921171-10   | Door, compartment, 19.63, non locking    |
| 7) 921170-03   | Door, compartment, 64.13, locking        |
| 8) 702679-31   | Awning, patio, 17', Burgundy Shadows     |
| 9) 371373-09   | Window, horiz. slide, CS, 25.25 x 25.75  |
| 10) 511152-01  | Vent cover, range hood                   |
| 11) 690340-03  | Refrigerator door, flush mount           |
| 12) 690274-06  | Door Hydroflame, exterior                |
| 13) 203071-02  | Fuel fill housing                        |
| 14) 921170-09  | Door, compartment, 70.0, locking         |
| 15) 371373-21  | Window, horiz., slide, CS, 30.25 x 48.88 |
| 16) 921164     | Trunk door assembly                      |
| 17) 922392-02  | Doorjamb assembly                        |
| 18) 109988-100 | Main door assembly                       |
| 19) 922394     | Screen door assembly                     |

# 1999 CUTTER 30' & 34' GAS


## DRAPES/BLINDS/VALANCES



101220  
track, stand off



101217  
track, curtain



700044  
glides, w/elastic "T"

200784	End, curtain track, CS	
200785	End, curtain track, RS	
702878-01	Drapes, front windshield	
702355-06	Shade, pull type,	24.75" x 36"
702789-28	Shade, pleated, night	50.0" x 32.5", E-Z Lift
702383-04	Shade, pleated, day/night	27.0" x 27.5", E-Z Lift
702383-19	Shade, pleated, day/night	61.25" x 33.5", E-Z Lift
702383-05	Shade, pleated, day/night	27.25" x 33.5", E-Z Lift"
702383-26	Shade, pleated, day/night	61.25" x 27", E-Z Lift
702383-03	Shade, pleated, day/night	22.5" x 33.5", E-Z Lift
702383-13	Shade, pleated, day/night	36.87" x 33.5", E-Z Lift
385963	Bracket, valance mounting, side	
964117-01	Valance, galley 29.0" wide x 26.25" high	
964121-04	Valance, dinette CS 64.25" wide	
964464-01	Valance, bedroom CS 53"	
964464-02	Valance, bedroom RS 53"	
964120-01	Valance, CS lounge 26.25"	
964121-01	Valance, lounge/dinette, RS 64.25"	
964558	Valance header, dinette	
964557-02	Leg valance, dinette	
702969-28	Shade, pleated, night	50.0" x 32.5", Ascot
702968-04	Shade, pleated, day/night	27.0" x 27.5", Ascot
702968-19	Shade, pleated, day/night	61.25" x 33.5, Ascot
702968-26	Shade, pleated, day/night	61.25" x 27", Ascot
702968-03	Shade, pleated, day/night	22.5" x 33.5" , Ascot

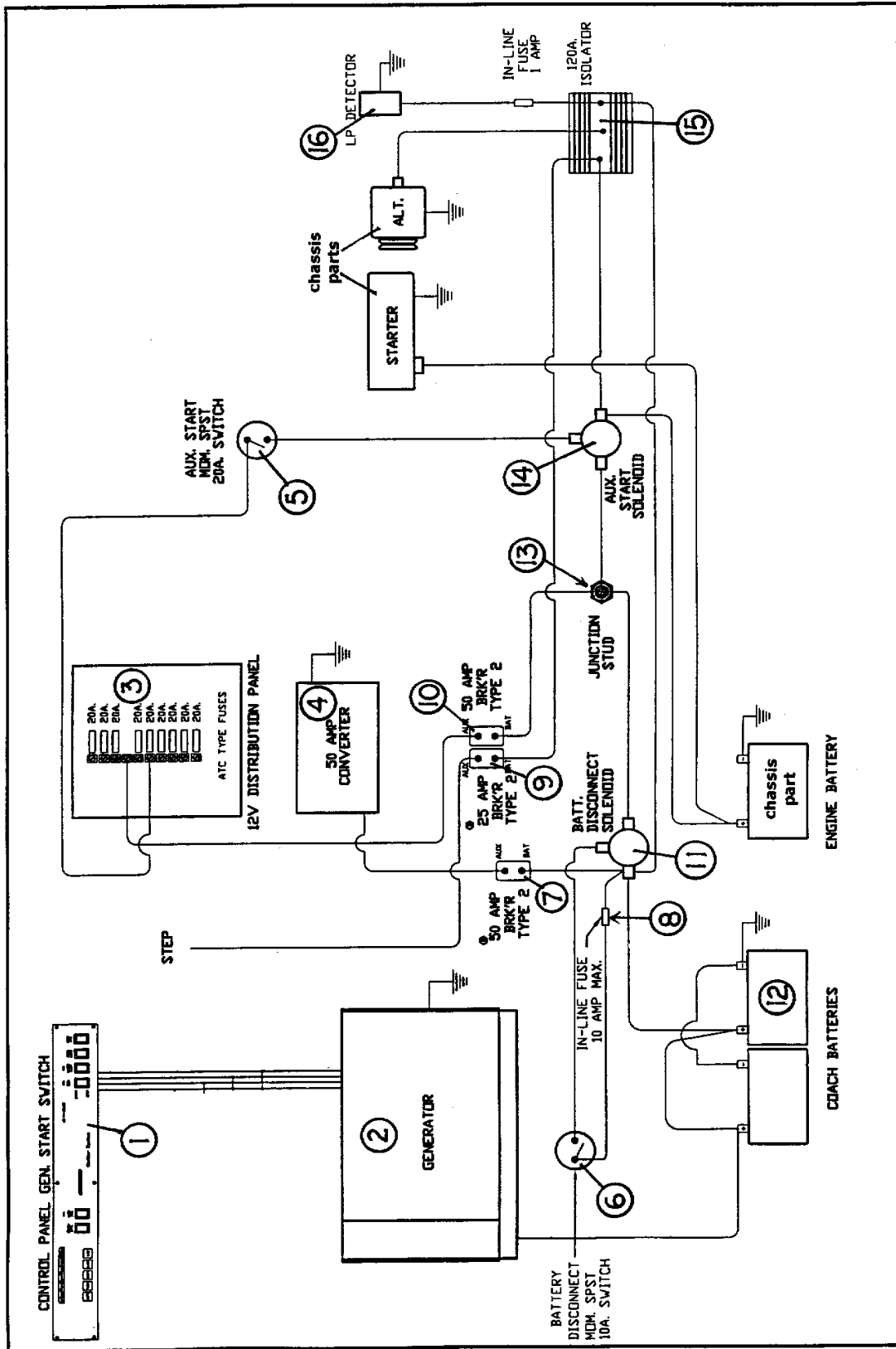
# 1999 CUTTER 30' & 34' GAS

## ELECTRICAL

### 110 VOLT

511041	Breaker box, Westinghouse
510564-05	Breaker, Bryant, double 30-20
510564-04	Breaker, Bryant, double 20-20
510564-08	Breaker, Bryant, double, 20-15
510661	Breaker, 20 amp, Ground Fault Interrupter
510634	Power cord, 36 ft.
510803	Converter, electronic, 55 amps
500785	Outlet, duplex, brown
510676-01	Outlet, exterior, 120 volt, gray
510888-05	Receptacle with cover, GFI white
510606	Switch and receptacle box, Raco #590
511278	Lock out, 110 volt disconnect, front TV
511023	Circuit tester(loose item)

# 1999 CUTTER 30' & 34' GAS



# 1999 CUTTER 30' & 34' GAS

## \*ELECTRICAL

### 12VOLT-CHASSIS

- |               |   |
|---------------|---|
| 1) 511152-102 | Control panel   |
| 2) 511038     | Generator, Onan 5.0 Marquis                                 |
| 3) 511016     | Fuse block, 12 volt, 9 position                             |
| 4) 511426     | Converter, electronic, 55 amp                               |
| 5) 510929-02  | Switch, auxiliary start, momentary, SPS                     |
| 6) 962203     | Battery disconnect switch(part of four gang switch at door) |
| 7) 510947-50  | Breaker, 12 volt, 50 amp, type two                          |
| 8) 510696     | Fuse holder, in-line  |
| 9) 510475-25  | Breaker, 12 volt, 25 amp, w/ears                            |
| 10) 510947-50 | Breaker, 12 volt, 50 amp, type two                          |
| 11) 511351    | Solenoid, latching, continuous duty, kill switch            |
| 12) 511132    | Battery, coach, deep cycle                                  |
| 13) 511090    | Junction block, stud type                                   |
| 14) 511199    | Solenoid, continuous duty, aux. start                       |
| 15) 510642    | Isolator, 120 amp   |
| 16) 511309    | Detector, LPG   |

### 12 VOLT-GENERAL

- |           |  |
|-----------|--|
| 511132    | Battery, deep cycle                          |
| 511016    | Fuse block, 12 volt, 9 position, ATC type    |
| 511351    | Solenoid, latching, cont., duty, kill switch |
| 500475-25 | Breaker, 12 volt DC, 25 amp, w/ears          |
| 510947-50 | Breaker, 12 volt DC, 50amp                   |

\*see ENTERTAINMENT section for radio, VCR, TV, antennas, etc.

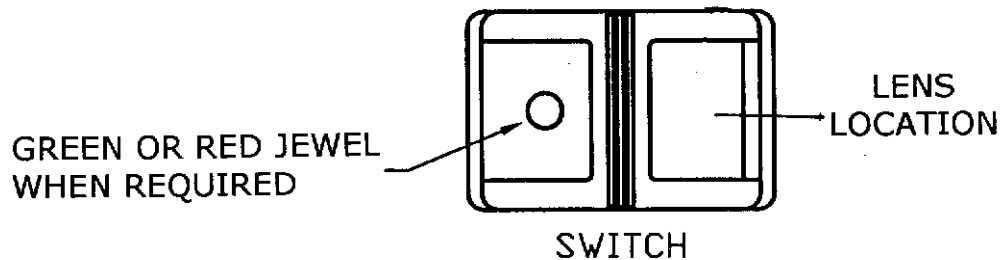


# 1999 CUTTER 30' & 34' GAS

## ELECTRICAL

### 12 VOLT-\*DASH & ARM REST

- 510596 Cigarette lighter
- 510807 Outlet, 12 volt, lighter receptacle
- 511276 Cover, 12-volt outlet, black



- 510929-06 Switch, TV speaker, SPST
- 510929-02 Switch, auxiliary start, momentary, SPST
- 510929-08 Switch, rear camera, momentary, DPDT
- 510929-05 Switch, driving light, aisle light, galley light, defrost fan, on off, SPST
- 510929-07 Switch, docking light, inverter, on off with red indicator light, SPST
- 511305-10 Switch, remote exterior mirror, heated

\*Note: Engine check and head light switches are provided by the chassis manufacturer.

# 1999 CUTTER 30' & 34' GAS

## 12VOLT-DASH SWITCH LENS

510930-02	Lens, door lock
510930-06	Lens, aisle light
510930-33	Lens, auxiliary start
510930-03	Lens, generator
510930-37	Lens, auxiliary headlight
510930-04	Lens, rear heater
510930-25	Lens, rear camera
510930-07	Lens, docking light
510930-31	Lens, TV speaker
510930-35	Lens, defrost fan
510930-29	Lens, dash switch, map light

## 12 VOLT-INTERIOR SWITCHES

511078	Switch body with rocker switches, 4-gang by main door
511083-02	Switch cover, 4 gang , at door
511327	Switch body w/rocker, single, rear ceiling light
511328	Switch cover, printed white, rear ceiling light
511040	Switch, door, momentary, normally "on"
381541-02	Switch, roof vent, bathroom
510868-03	Switch, 4 gang, bathroom
500933	Switch , water heater

# 1999 CUTTER 30' & 34' GAS

## ELECTRICAL

### 12 VOLT-INTERIOR LIGHTS

500960-02 680085	Light, fluorescent, recessed, 20.63" Bulb, fluorescent, #F8T5-CW
500960-01 680084	Light, fluorescent, recessed, 14.75" Bulb, fluorescent, #F8T5-CW
511298 511298-02 510689	Wall lamp, 12 volt Shade, wall lamp, round Bulb, incandescent, #1076
511248 50085-02	Light, incandescent single, square Bulb incandescent, #1141
500842 680084	Light, fluorescent, 12x5.5x1" Bulb, fluorescent, F8T5-CW
511361	Light, courtesy, flush mount, walkway, black (no separate bulb)
511422	Light, map, halogen, white Bulb, 12 volt, JC-10 (reference only)
500956 681924	Light, wardrobe w/switch Bulb, wardrobe light, #581
511417 510689	Wall light, Demi-sconce, slide out Bulb, incandescent, #1076

# 1999 CUTTER 30' & 34' GAS

## ELECTRICAL

### 12 VOLT-EXTERIOR LIGHTS

511163	Light, compartment
510672-02	Porch light, white(high on side of unit)
510732	Utility light#1327 (by door)
511101-01	Light, docking, halogen, chrome bezel
201991	Housing, docking light
511239	Light, stop, tail and turn
511240	Light, stop, tail, turn and back up
511154-02	Light strip, 3rd brake light, 1"x10"
510984-01	Light, clearance, red
511294	Light, license plate
511246-02	Head light, dual, RH
511246-01	Head light, dual, LH
511250-02	Light, side marker, amber
510984-02	Light, clearance/side marker, amber
511251-01	Lamp, front turn and parking, w/clear lens
511251-02	Socket, front turn and parking light
510984-02	Light, clearance, amber
511269	Driving light kit.#C1050K
510844-01	Relay, Bosch, driving light

# 1999 CUTTER 30' & 34' GAS

## ELECTRICAL

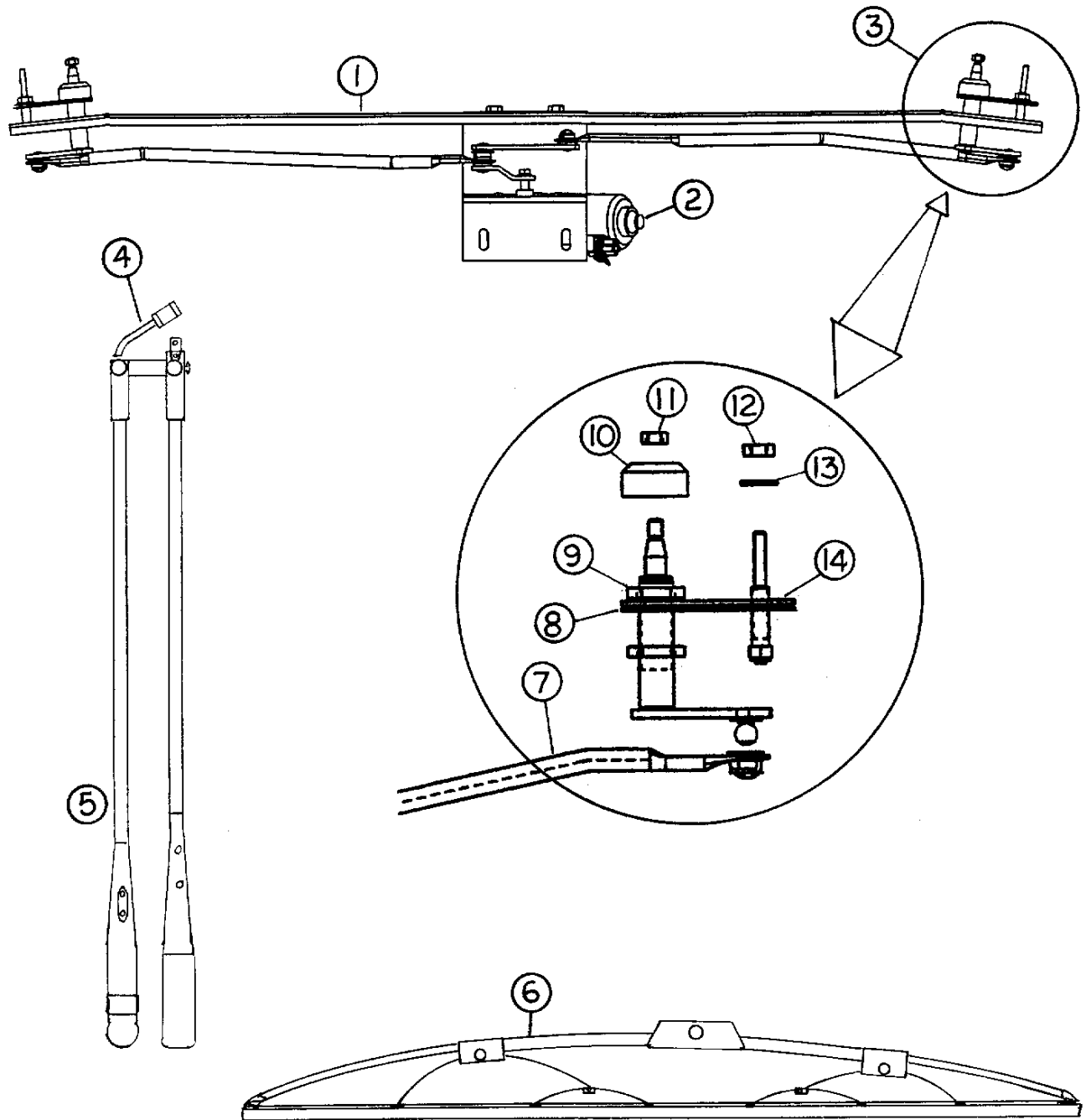
### 12 VOLT-MISC. EQUIPMENT

511305-05	Mirrors, exterior, Velvac heated w/remote, pr.
511305-10	Switch, remote, exterior mirrors, heated
511152-102	Monitor panel
511162-01	Keyless entry w/remote
511162-02	Transmitter, 4 channel
510802-01	Actuator, door lock, 5 wire
511141	Solar panel, 5 watt
511413	Light, solar panel
510781	Detector, smoke
511309	Detector, LPG
511343	Detector, carbon monoxide
511058	Controller, tag axle electric brake

# 1999 CUTTER 30' & 34' GAS

NOTES:

# 1999 CUTTER 30' & 34' GAS



# 1999 CUTTER 30' & 34' GAS

## DASH-WINDSHIELD WIPER

- 1) 511419-01 Windshield wiper assy., Ford/Freightliner
- 2) 511419-100 Wiper motor, Ford/Freightliner
- \*3) 511419-102 Pivot and link assembly, Trico
- 4) 511419-103 Washer jet and tubing, Trico
- 5) 511419-104 Pantograph arm assembly, Trico
- 6) 511419-105 Blade assembly, 28", Trico(does not interchange with 1998 and prior)

\*The following parts make up the pivot and link assembly  
--For reference only.--

- 7) Link
- 8) Oval rubber gasket
- 9) Nut, 1 1/8"
- 10) Rain shield
- 11) Nut, arm retainer -8mm
- 12) Nut, swivel retainer -10mm
- 13) Washer
- 14) Oval faceplate



# 1999 CUTTER 30' & 34' GAS

## ENTERTAINMENT

510788-01	Antenna, TV, Winegard
510788-03	Amplifier, TV antenna
500976	Outlet, TV jack
500996	Jack, TV/phone, gray
500994	Antenna, radio
690398	TV, RCA, 13", rear bedroom
453517	Clip, TV retainer
801232	Close out, rear TV, Oak, 16.25w x 15.25h
690397	TV, RCA, 19" , dash
203166	Trim ring, dash TV
511371	Radio, Sony, XR C5100
511048	Speaker, Coustic, #HS-402
511373-01	Mobile theater sound system, Sony



# 1999 CUTTER 30' & 34' GAS

## SECTION III

### F through H

FASTENERS (common fasteners available locally are  
not listed)

Rivets .....	III-1
Screws .....	III-3

### FLOOR COVERING

Carpet.....	III-4
Hardwood flooring.....	III-4
Mats .....	III-4

### FURNITURE

Interior doors.....	III-5
Mirrors .....	III-6
Drawer face .....	III-7
Drawer box .....	III-7
Bedroom furniture, twin.....	III-8
Bedroom furniture, double.....	III-9
Bath, <b>30ft.</b> .....	III-10
Bath, <b>34ft.</b> .....	III-11
Galley, slide out.....	III-12
Galley, non slide .....	III-13
Lounge and cab .....	III-14

### HARDWARE

Exterior locks .....	III-16
Main door/screen door .....	III-17
Exterior access doors.....	III-18
Slide out room.....	III-20
Awning hardware .....	III-22
Interior hardware.....	III-23




# 1999 CUTTER 30' & 34' GAS

## \*FASTENERS



330126-02  
rivet, pop, dia. 1/8"  
grip range .126-.187  
stainless steel body  
stainless steel mandrel



330126-03  
rivet, pop, dia 1/8"  
grip range .126-.250  
stainless steel body  
stainless steel mandrel



330136-04  
rivet, pop, dia. 1/8"  
grip range .313-.375  
stainless steel body  
stainless steel mandrel



330031-03  
rivet, pop, dia 3/16"  
grip range .125-.250  
stainless steel body  
stainless steel mandrel



330031-03  
rivet, pop  
dia.3/16"  
grip range .126-.250  
stainless steel body  
steel mandrel

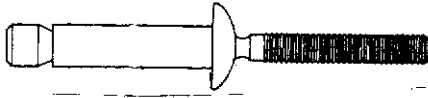


320108-01  
rivet, bulb tite, w/washer  
dia. 3/16"  
grip range .050-.187  
aluminum body  
aluminum mandrel

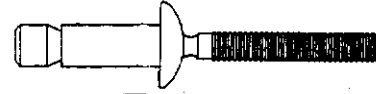
\*Common bolts and screws readily available at local hardware outlets have not been listed.

# 1999 CUTTER 30' & 34' GAS

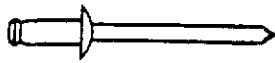
## \*FASTENERS



330139-02  
dia. 1/4"  
grip range .350-.625  
stainless steel body  
stainless steel mandrel



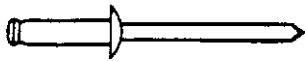
330139-01  
dia. 1/4"  
grip range .080-.375  
stainless steel body  
stainless steel mandrel




330127-03  
dia. 1/8"  
grip range .063-.125  
aluminum body  
aluminum mandrel



300101  
1/8" I.D.  
washer, aluminum



330127-05  
dia. 1/8"  
grip range .251-.312  
aluminum body  
aluminum mandrel



330137  
dia. 1/8"  
grip range .039-.189  
aluminum body  
steel mandrel

\*Common bolts and screws available at local hardware outlets have not been listed.

# 1999 CUTTER 30' & 34' GAS

## \*FASTENERS



320122  
screw, pan head, Phillips  
black  
#4 x 1/8" (glove box tray)



320114-04  
screw wood oval head, Phillips  
antique brass  
#5 x 1/2"



320114-05  
screw wood, oval head, Phillips  
antique brass  
#5 x 5/8"



320115-06  
screw, wood, flat head,  
Phillips stainless steel  
#6 x 1.00"



320124-06  
screw, flathead, Phillips  
stainless w/white head

\*Common bolts and screws readily available at local hardware outlets have not been listed.

# 1999 CUTTER 30' & 34' GAS

## FLOOR COVERING

702793-02 700173	*Carpet, Regal/Nautical Blue 96" wide Carpet padding
701538 201709-02	Carpet, Velour gray, storage compartments Rub strip, baggage compartment
702893 702812-02	Flooring, smooth rubber, step well Flooring, step tread, round black, step well
702549 381346	Matt, entrance step Floor mats
801115 800639-02 360216	Floor, hardwood, quartered Oak Adhesive, Oak plank Caulk, brown, acrylic latex

\*See sample chart provided to your sales department for more carpet and upholstery part numbers.



# 1999 CUTTER 30' & 34' GAS

## FURNITURE DOORS-INTERIOR

		Inches
801158-08	Door frame, smooth	10.5 x 32.5
801158-16	Door frame, smooth	11.5 x 17.5
801158-15	Door frame, smooth	11.5 x 19.5
801158-13	Door frame, smooth	11.75 x 42.0
801158-14	Door frame, smooth	16.0 x 60.12
801158-01	Door frame, smooth	19.0 x 60.12
801157-11	Door, raised panel	9.75 x 33.0
801157-22	Door, raised panel	10.0 x 13.75
801157-12	Door, raised panel	11.25 x 31.00
801157-27	Door, raised panel	11.5 x 13.5
801157-09	Door, raised panel	11.5 x 15.7
801157-19	Door, raised panel	11.5 x 18.0
801157-14	Door, raised panel	11.5 x 19.0
801157-18	Door, raised panel	17.0 x 10.
801157-23	Door, raised panel	18.5 x 11.

## MISCELLANEOUS DOORS

961413-12	Door slider assembly	25.25 x 71.25
702681-01	Foldette door, beige	34ft.36 x 73
702681	Foldette door30ft.	46 x 76
702306-02	Shower door, 30ft.	
800881-13	Door, louvered Oak	24.5 x 12.5
962782	Door assembly, bath, swinger	
702416-02	Shower door, neo-angle, 34 FT.	
961413-03	Door slider assembly	
801225-01	Insert, refrigerator door,	15.50 x 20.38
801225-03	Insert, refrigerator door,	38.38 x 20.38

# 1999 CUTTER 30' & 34' GAS

## FURNITURE

### MIRRORS

		Inches
371262-05	Mirror, safety	13.0 x 28.13
371262-10	Mirror, safety	16.13 x 28.13
371262	Mirror, safety	17.18 x 28.12
372203-19	Glass, safety mirror	11.13 x 22.50
372203-06	Glass, safety mirror	15.25 x 24.5
372203-12	Glass, safety mirror	19.5 x 30.0
372206-01	Mirror, bronze, grooved	7.62 x 29.62
372206-03	Mirror, bronze, grooved	8.62 x 14.62
372206-04	Mirror, bronze, grooved	8.62 x 16.62
382206-06	Mirror, bronze, grooved	8.88 x 39.12
372207-01	Mirror, bronze, flat	10.63 x 17.1
372207-02	Mirror, bronze, flat	28.0 x 60.0
371294-06	Mirror, grooved	7.62 x 29.62
372210-03	Mirror, beveled four sides	8.88 x 39.13
964071	Mirror assembly, corner, 30ft.	

# 1999 CUTTER 30' & 34' GAS

## FURNITURE DRAWER FACES

		Inches
801156-93	Drawer face, smooth Oak	4.5 x 16.0
801156-74	Drawer face, smooth Oak	4.75 x 15.25
801156-85	Drawer face, smooth Oak	4.75 x 21.0
801156-99	Drawer face, smooth Oak	4.75 x 21.5
801156-23	Drawer face, smooth Oak	7.0 x 10.25
801156-13	Drawer face, smooth Oak	7.0 x 11.75
801156-94	Drawer face, smooth Oak	7.0 x 16.0
801156-87	Drawer face, , smooth Oak	7.0 x 16.75
801156-48	Drawer face, smooth Oak	7.0 x 21.0
801156-100	Drawer face, smooth Oak	7.0 x 21.5
801156-91	Drawer face, smooth Oak	8.25 x 34.0
801156-46	Drawer face, smooth Oak	10.0 x 29.5
801156-77	Drawer face, smooth Oak	10.5 x 36.75
801156-64	Drawer face, smooth Oak	11.75 x 29.5
801156-96	Drawer face, smooth Oak	13.75 x 29.5
801156-81	Drawer face, smooth Oak	14.0 x 20.0
801156-06	Drawer face, smooth Oak	16.50 x 20.0

## DRAWER BOXES

962821-17	Drawer box	2.88 x 13.25 x 14.0
962821-52	Drawer box	2.88 x 14.00 x 18.0
962821-25	Drawer box	2.88 x 19.50 x 18.0
962821-05	Drawer box	5.00 x 10.00 x 18.0
962821-51	Drawer box	5.00 x 13.50 x 14.0
962821-31	Drawer box	5.00 x 15.00 x 20.0
962821-07	Drawer box	5.00 x 19.50 x 18.0
963574	Drawer box	8.00 x 22 x 36.0
962821-13	Drawer box	9.00 x 13.25 x 20.0
962821-44	Drawer box	9.00 x 18.12 x 22.0
962821-04	Drawer box	9.00 x 18.62 x 22.0
964008	Drawer box, lounge	

# 1999 CUTTER 30' & 34' GAS

## FURNITURE BEDROOM-TWIN

963568	Twin bed, RS, 30ft.
963600-01	Twin bed, RS, 34ft.
960765	Headboard, twin bed
963567	Twin bed, CS, 30ft.
963599-01	Twin bed, CS, 34ft.
960765	Head board, twin bed
963877	Rear roof locker
963878-01	Face frame, rear roof locker
381449-04	Galley rail, decorative rod, 30"
381449-05	Post, decorative rod
963578	Night stand assembly
963573-01	Face frame, rear nightstand
961780	Top, rear nightstand
963920-01	Roof locker, CS
963921-01	Face frame, CS rear roof locker
963920-02	Roof locker, RS
963921-01	Face frame, RS rear roof locker
964191	Locker, 59"
964425	Face frame, 59" locker
963894	Wardrobe, hanging, RS
963611-01	Face frame, RS hanging wardrobe
963572	Cover, breaker box
963894-01	Wardrobe, hanging, CS
963611-02	Face frame, CS hanging wardrobe
964073	Base assembly-13" TV
453517	Clip, TV retainer
801232	TV close out, Oak

# 1999 CUTTER 30' & 34' GAS FURNITURE

## BEDROOM-DOUBLE

963431-01	Wardrobe assembly, RS
963428	Face frame, RS rear wardrobe
962818-01	Shelf frame, Oak, rear wardrobe
381527	Speedy shelf strips
963431-02	Wardrobe assembly, CS
963429	Face frame, CS rear wardrobe
962818-01	Shelf frame, Oak, rear wardrobe
381527	Speedy shelf strips
963861	Rear roof locker
964430-01	Face frame, rear roof locker
381449-04	Rail, decorative rod
381449-05	Post, decorative rod
963425-02	Bed assembly, 75", 30ft.
963434-02	Bed assembly, 80", 34ft.
963096	Headboard
964073	Base assembly, 13"TV, 34ft.
453517	Clip, TV retainer
801232	TV close out, Oak
964556	Shelf, TV support
964010-01	TV cabinet, bedroom, 30ft.
964071	Corner mirror assembly, 30ft.
964072	Shelf/facer assembly, 30ft.
962666	Top, make-up cabinet
964070-02	Facer, make-up shelf

# 1999 CUTTER 30' & 34' GAS

## FURNITURE

**\*BATH AREA-30FT. ONLY**

203001	Shower stall, almond, 30 Cutter
963366	Face frame shower
203004	Shower cap, formed plastic
963383	Wardrobe, CS
963368	Face frame, bath wardrobe
961410-01	Jamb, bath door
963426-01	Header, bath door
964024	Close out, vent pipe
964023	Corner close out, bath
963930-02	Medicine cabinet assembly
964433	Face frame, medicine cabinet
963390-03	Lavatory assembly
964372-01	Lavatory top, Corian
702681	Foldette door
381563	Track formed, foldette door

\*Bath fixtures may be found in hardware--if connected to drains or water, look in plumbing.

# 1999 CUTTER 30' & 34' GAS FURNITURE

**\*BATH AREA-34FT. ONLY**

963850	Wardrobe assembly, CS
963848-01	Face frame, CS bath wardrobe
963849	Wardrobe/TV cabinet assembly
963886-01	Face frame, wardrobe/TV cabinet
963426-01	Header, bath door
961410-01	Jamb, bath door
201999	Shower stall, almond
201902	Ceiling liner, shower, stall
963842	Linen cabinet assembly
963847-01	Face frame, linen cabinet
963504-04	Lavatory assembly
963453-01	Face frame, lavatory cabinet
964373-01	Lavatory top, Corian
963929-01	Medicine cabinet assembly
961926-01	Face frame, medicine cabinet

\*Bath fixtures may be found in hardware--if connected to drains or water, look in plumbing.

# 1999 CUTTER 30' & 34' GAS

## FURNITURE GALLEY AREA-DINETTES 34FT W/SLIDE OUT

964492-01 Dinette seat base, RH  
964496 Dinette back, RH  
964498 Dinette cushion support, RH, 37.63  
964334-02 Flex spring seat, 21.63 x 38.0

964493-05 Dinette seat base, LH  
964497 Dinette back, LH  
964499 Dinette cushion support, LH 37.63  
964334-02 Flex spring seat, 21.63 x 38.0

## 34FT NON SLIDE

964492-01 Dinette seat base, RH  
964496 Dinette back, RH  
964334-02 Flex spring seat, 20.25 x 38.0

963393-03 Dinette seat base, LH  
964497 Dinette back, LH  
964334-02 Flex spring seat, 20.25 x 38.0

## 30 FOOT

964492-02 Dinette seat base, RH  
964496 Dinette back, RH  
964334-04 Flex spring seat, 20.25 x 38.0

964493-02 Dinette seat base, LH  
964497 Dinette back, LH  
964334-04 Flex spring seat, 20.25 x 38.0

9611855 Dinette table, 34ft.slide out  
9611660 Dinette table, 30ft. & 34ft. non-slide  
922177-03 Table leg, 30.5"--all



# 1999 CUTTER 30' & 34' GAS

## FURNITURE

### GALLEY AREA-ALL MODELS

964549-01	Roof locker, dinette aft
962709-01	Face frame, dinette roof locker, aft
964549-02	Roof locker, dinette, forward
962708-01	Face frame, dinette roof locker, forward
964548	Roof locker, dinette, center
963872-01	Face frame, dinette roof locker, center
963619-02	Microwave cabinet
961039-01	Face frame, microwave cabinet
963851	Refrigerator cabinet w/pantry
963854-01	Face frame, refrigerator cabinet w/pantry
381491	Trashcan, roll out
964564	Galley assembly, 30ft.
964565	Face frame, galley assembly, 30ft.
964566-01	Galley assembly, 34ft.
964434	Face frame, galley assembly, 34ft.
964585-01	Galley top, Corian, 30ft.
964560-01	Galley top, Corian, 34ft.
601497-01	Sink, porcelain, almond
964348-01	Sink cover, Corian
963555	Roof locker, galley
964431	Face frame, galley roof locker
963836	Magazine rack
963991	Spice rack
963623	Pull out pantry assembly, 34ft. slide out
963624	Face frame, pull out pantry, 34ft. w/slide out
964160	Pantry assembly, 34ft. non-slide
964161	Face frame, pantry, 34ft. non slide

# 1999 CUTTER 30' & 34' GAS

## FURNITURE LOUNGE AND CAB AREA

702897-01	Drivers seat w/belt, power
702898-01	Passenger seat w/belt, non-power
702796-318	*Swivel chair, Blue Bayou
452277-01	Pedestal, swivel chair
452277-02	Top plate with release, swivel chair
963496-02	Front roof locker assembly
963486-01	Face frame, front roof locker
801109	Bottom cover, front roof locker
964034	Kick panel
964045-02	Beverage tray assembly
963992-02	Beverage tray
203011-01	Cup holder, beverage tray, LH
203011-02	Cup holder, beverage tray, RH
963507-01	Cab side close out, CS
963507-02	Cab side close out, RS
963808	Door header assembly(main door)
963809-01	Face frame, door header cabinet
800577-13	Decorative trim
702800-318	*Sofa, jackknife, 68" Blue Bayou-30ft. & 34 w/slide
702801-318	*Sofa, jackknife, 74", Blue Bayou-34ft. non slide

\*See sample swatches in your sales department for other part numbers referencing numbers.

(continued)

# 1999 CUTTER 30' & 34' GAS

## FURNITURE LOUNGE AND CAB AREA

702897-01	Drivers seat w/belt, power
702898-01	Passenger seat w/belt, non-power
702796-318	*Swivel chair, Blue Bayou
452277-01	Pedestal, swivel chair
452277-02	Top plate with release, swivel chair
963496-02	Front roof locker assembly
963486-01	Face frame, front roof locker
801109	Bottom cover, front roof locker
964034	Kick panel
964045-02	Beverage tray assembly
963992-02	Beverage tray
203011-01	Cup holder, beverage tray, LH
203011-02	Cup holder, beverage tray, RH
963507-01	Cab side close out, CS
963507-02	Cab side close out, RS
963808	Door header assembly(main door)
963809-01	Face frame, door header cabinet
800577-13	Decorative trim
702800-318	*Sofa, jackknife, 68" Blue Bayou-30ft. & 34 w/slide
702801-318	*Sofa, jackknife, 74", Blue Bayou-34ft. non slide

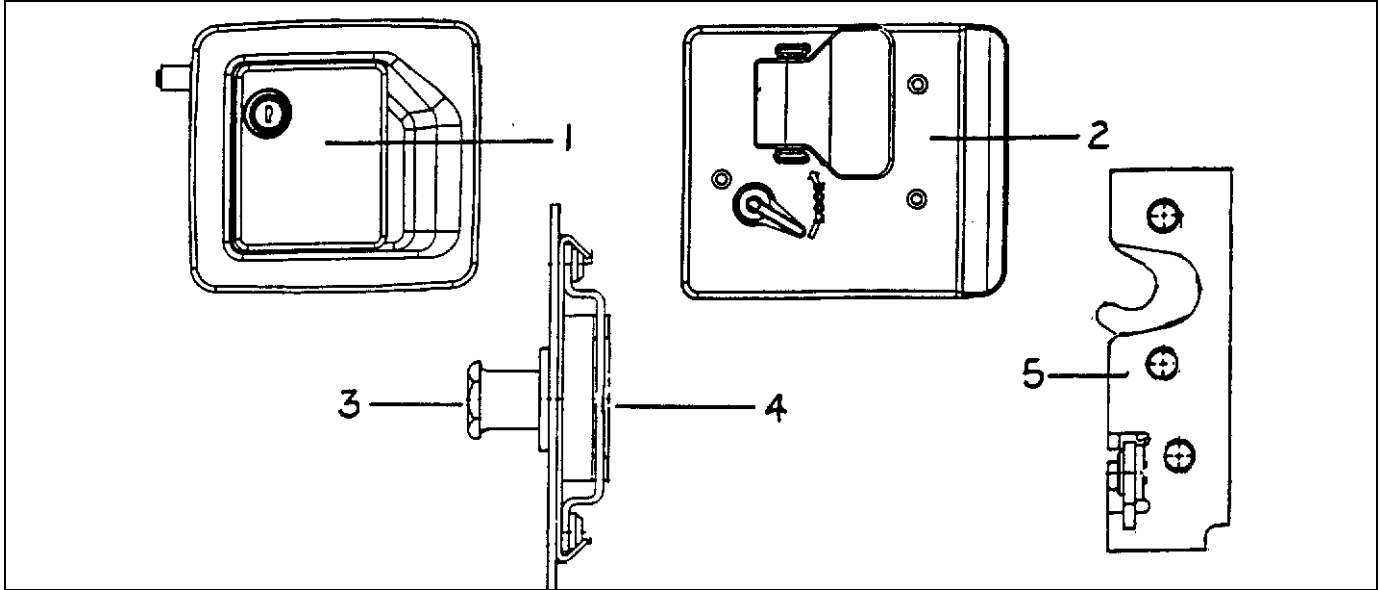
\*See sample swatches in your sales department for other part numbers referencing numbers.

(continued)

# 1999 CUTTER 30' & 34' GAS

## HARDWARE EXTERIOR-MAIN/SCREEN DOOR

### TRIMARK main door lock



- |              |                           |
|--------------|---------------------------|
| 1) 381521-01 | Outside lock housing      |
| 2) 381521-02 | Inside lock plate         |
| 3) 381284    | Striker bolt              |
| 4) 381521-04 | Caged nut                 |
| 5) 381521-03 | Rotary latch              |
| 381521-05    | Screws, inside lock plate |

### Dead bolt-Trimark

- |           |                                    |
|-----------|------------------------------------|
| 510802-01 | Actuator, door lock, 5-wire        |
| 381323-01 | Dead bolt assembly                 |
| 452030    | Bolt, Trimark dead bolt            |
| 381326    | Striker, 10007-w/Trimark dead bolt |
| 345321-12 | Screw, #8-32, flat head, black     |
| 200772    | Pan, plastic, dead bolt, interior  |

(continued)

# 1999 CUTTER 30' & 34' GAS

## HARDWARE

### EXTERIOR-MAIN/SCREEN DOOR

381334	Hinge leaf, jamb, main door
381336	Hinge leaf, door, main
381377	Hinge leaf, screen door
385599-075	Bearing, sleeve, main door hinge
300118-01	Washer, nylon, main door hinge
310024	Hinge pin, .250 x 6.0"
203002	Cover, inner door lock
511370-01	Grab handle-embossed "Cutter"
380291	Latch assembly set
381454	Latch, bullet, black
380290	Housing, latch
380004	Handle, with screw, screen door
203000	Close-out, screen door, plastic slide
380079	Screen, gray
200518	Spline, gray, screen door

### WINDOW, SE-GI CO.

371366-100	Weep hole cover, SE-GI window
371366-101	Sweep latch, SE-GI window

# 1999 CUTTER 30' & 34' GAS

## HARDWARE EXTERIOR-BAGGAGE COMPARTMENT

381569-01	Prop, spring, gas.50#
381569-02	Prop, spring, gas, 60#
381569-03	Prop, spring, gas, 40#
381262	Bracket, prop w/ball, mounts on jamb
914163	Bracket, door prop, mounts on door
381565-01	Handle assembly, locking w/collar
381565-02	Handle assembly, non locking
381565-04	Plunger bolt assembly
381484	Strike, compartment door
381456	Cable, coated
381455	Loop sleeve, crimp on cable clamp
381523-01	Hinge, baggage door
365232	Seal, baggage door
203122	Cover, compartment latch, inside

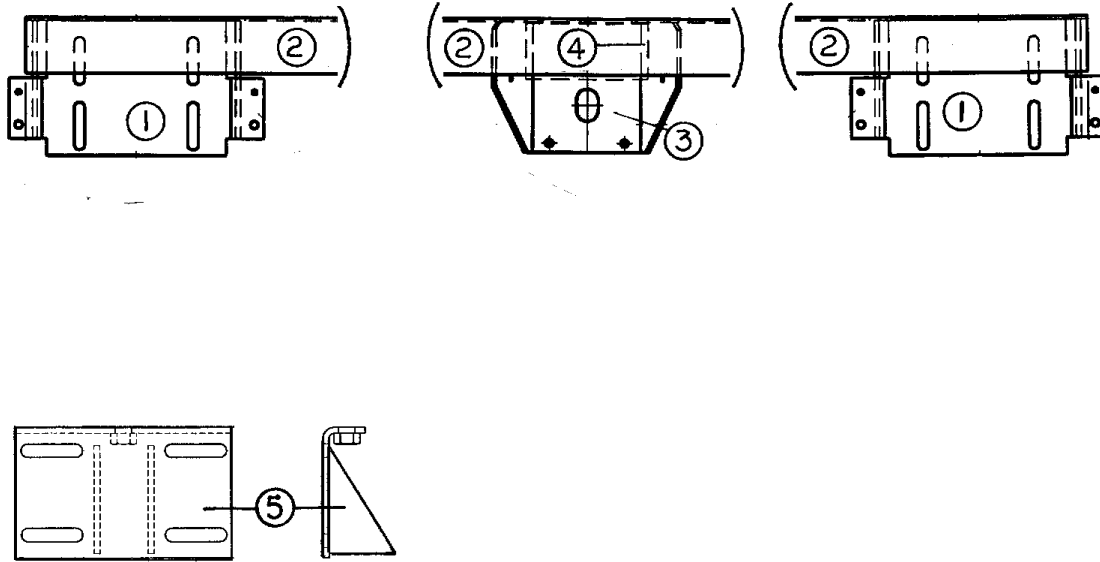
# 1999 CUTTER 30' & 34' GAS

## HARDWARE EXTERIOR-FRONT HOOD

400890	Hinge arm, hood
400895	Brace, hinge arm
453377	Hood hinge stop
400889	Bracket, hood latch
381580	Compression spring
385587	Cap, hood bumper
453374	Clip, alignment, hood
385945	Grommet, hood stop
453405	Extension, hood release
203108	Cap, vinyl, hood release, white

# 1999 CUTTER 30' & 34' GAS

## HARDWARE EXTERIOR-SLIDE OUT ROOM



- 1) 915470 Mounting bracket, slide out room
- 2) 915390 Mounting angle
- 3) 915334 Mounting bracket, rod/room
- 4) 915391 Mounting angle, 6.50 x 3.25 x 6.50
- \*5) 915471 Bracket, slide out arm

\*Note: Item 5 acts as the connector between the slide out arms and the angle, item 2, that runs across the bottom of the room.

(continued)



# 1999 CUTTER 30' & 34' GAS

## HARDWARE

### EXTERIOR-SLIDE OUT ROOM

FOR REFERENCE ONLY - Airstream does not stock DeWald parts.



**DEWALD  
MANUFACTURING  
INCORPORATED**

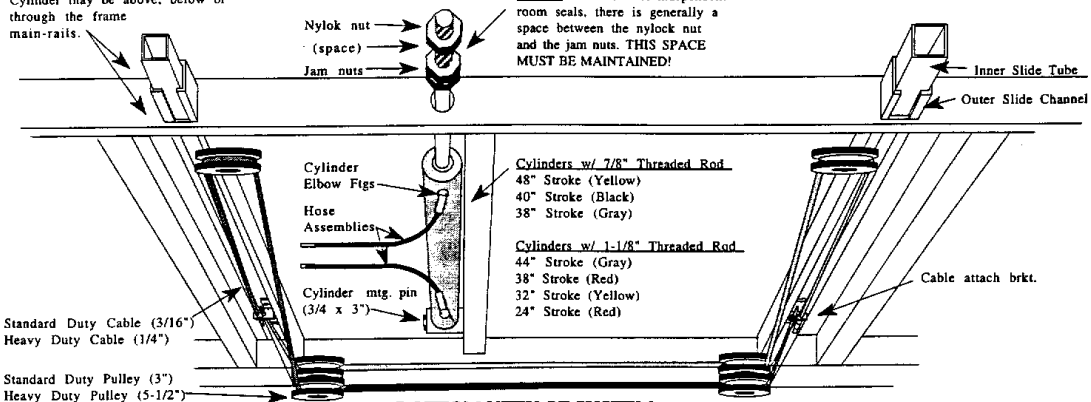
1023 WEST EIGHTH STREET • MISHAWAKA, INDIANA 46544-8783  
 FAX: (219) 255-5829 • TOLL FREE: 800-332-7343 • PHONE: (219) 255-4776

### DEWALD HYDRA-SYNC SYSTEM

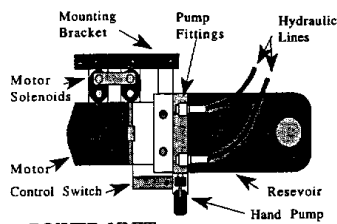
Patented System  
(Additional Patents Pending)

NOTE: Slide Tube Assemblies and Cylinder may be above, below or through the frame main-rails.

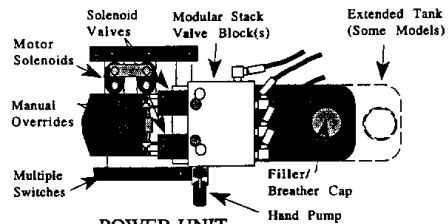
NOTE: To allow for independent room seals, there is generally a space between the nylock nut and the jam nuts. THIS SPACE MUST BE MAINTAINED!



**BOTTOM VIEW OF SYSTEM  
ON VEHICLE FRAME**



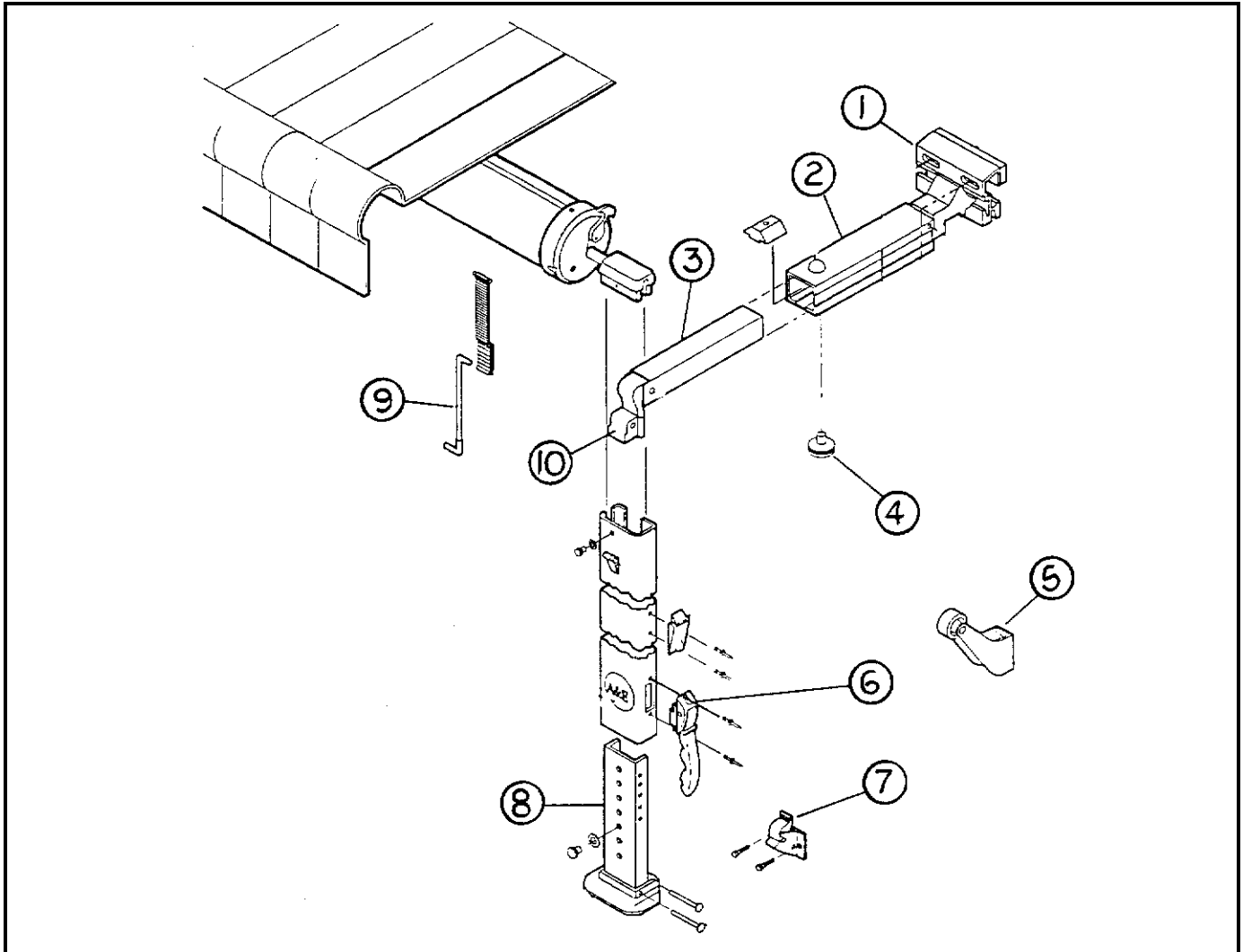
**POWER UNIT**  
For Single Room System  
(No Modular Valve Blocks)



**POWER UNIT**  
(With Valve Block  
for Multiple Functions)

# 1999 CUTTER 30' & 34' GAS

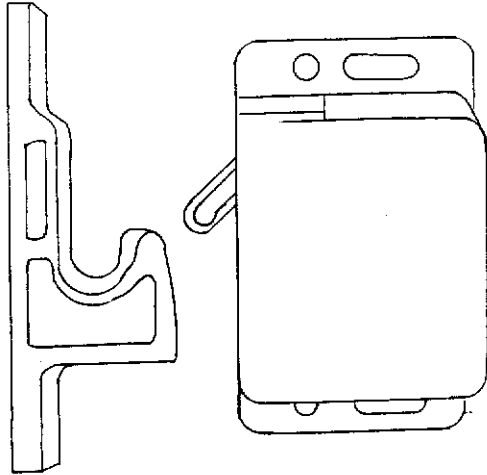
## AWNING HARDWARE



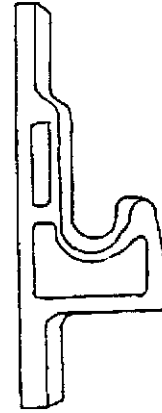
- |                |                                      |
|----------------|--------------------------------------|
| 1) 702679-104  | Bracket top, A&E awning              |
| 2) 702679-103  | Rafter, main, A&E awning             |
| 3) 702679-105  | Secondary rafter, A&E awning         |
| 4) 702679-106  | Knob, adjustment, 1 7/8" A&E awning  |
| 5) 702679-109  | Door roller, A&E awning              |
| 6) 702679-111  | Lift handle, A&E awning              |
| 7) 702679-108  | Bracket, bottom mounting, A&E awning |
| 8) 702679-107  | Arm, adjustable, A&E awning          |
| 9) 702679-102  | E-Z pull rod, A&E awning             |
| 10) 702679-110 | Slider assembly, A&E awning          |

# 1999 CUTTER 30' & 34' GAS HARDWARE

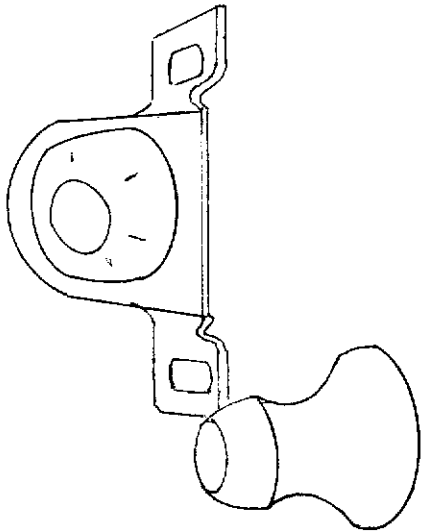
## INTERIOR LATCHES/HINGES



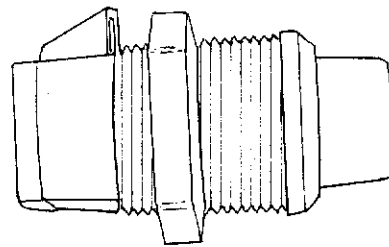
381228 Grabber door latch  
w/catch, 10 lb. Rating  
381228-01 Grabber door latch  
w/catch, 3lb. rating



381228-100  
Catch only,  
grabber door latch



381074 Bull dog catch

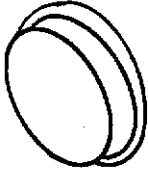


381408 lock, push button,  
black


# 1999 CUTTER 30' & 34' GAS

## HARDWARE

### INTERIOR LATCHES/HINGES



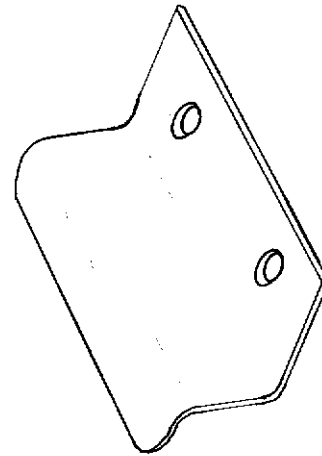
201427 Finger pull,  
light brown



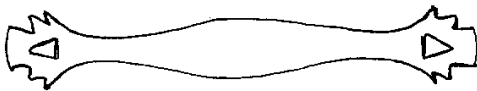
381603 Pull, three finger  
Antique brass




381444 Hatch pull



385940-02 Mirror pull, chrome



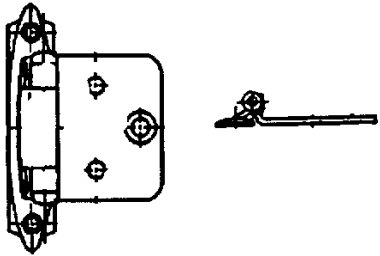
381599 Pull handle,  
drawer/door, antique brass



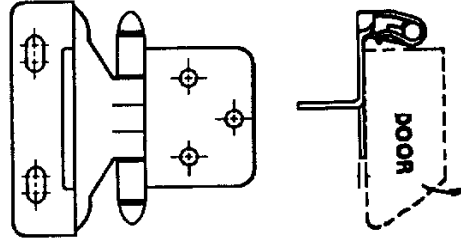
381576 Pull handle,  
brass

# 1999 CUTTER 30' & 34' GAS HARDWARE

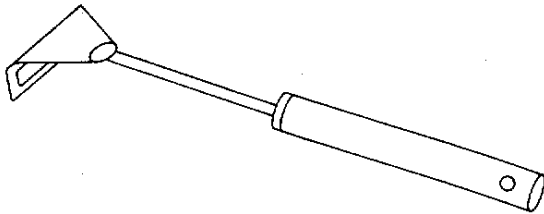
## INTERIOR LATCHES/HINGES



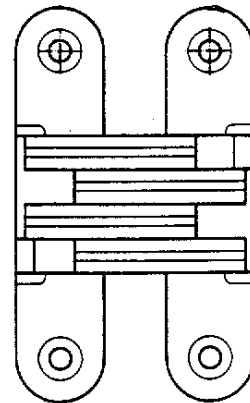
381601 Hinge,  
antique brass



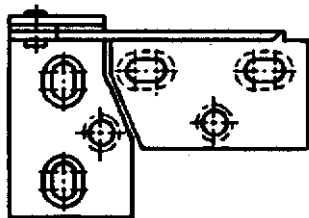
381602 Hinge,  
semi-concealed, antique brass  
(used on front & rear roof  
lockers)



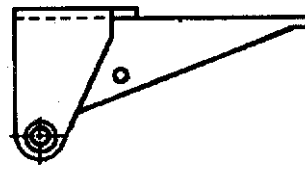
381147 Door support  
spring loaded



380040 Soss hinge  
credenza table



385935-01 Hinge, pivot, chrome  
for bath mirror



385935 Hinge, pivot, brass, bath mirror

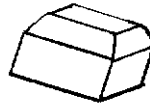
# 1999 CUTTER 30' & 34' GAS

## HARDWARE

### INTERIOR LATCHES/HINGES



36012 Bumper, rubber  
white, stick-on, cylindrical



360016 Bumper rubber  
gray, square 3/8" x 3/8"


360012-01 Bumper, rubber  
brown, stick-on, cylindrical



195329-220 Bumper, rubber  
clear, stick-on ova



385587 Cap, rubber  
hood bumper, black



381022 Latch, swinging  
bath door



381612 Clip, mirror  
retainer, clear

# 1999 CUTTER 30' & 34' GAS

## HARDWARE

### INTERIOR

381527	Speedy shelf strips
380045	Clothes rod
200975-04	Conduit, flexible, black plastic(covers rod)
380046	Clothes rod mounting bracket
340088	Retainer clip, medicine cabinet door mirrors
381612	Mirror clip, holds mirror in wood frame doors
381263	Bracket, prop w/ball, straight(rear bed top)
381262	Bracket, prop w/ball, angled
381549	Gas spring, SPD-GS-2300-150
381158	Lift handle, rear bed top
381530	Drawer latch, flexible black T handle
381626-02	Towel bar, chrome and brass
380248	Soap holder, chrome
380034	Toilet paper holder, chrome
380017	Holder, toothbrush and tumbler
381604	Door knob, satin
381526-01	Drawer slide, 950RV, 14"
381526-03	Drawer slide, 950RV, 18"
381526-05	Drawer slide, 700RV, 22"
381526-06	Rear bracket, adjustable, drawer slide
380203-01	Piano hinge, 1/8" pin, clear anodized
381000-06	Hinge, .092 stainless, 2.0" open, 56"long
380210	Hinge, 2", bed top
381443-01	Sliding door set, includes carriers, top plate and track
200009	Sliding door guide
*381385	Dual lock #400
*381386	Dual lock #170

\*These two parts work similar to Velcro but have interlocking knobs rather than hooks and loops.





# 1999 CUTTER 30' & 34' GAS

## SECTION-I A through C

### APPLIANCES

Air conditioner .....	I-1
Furnace .....	I-1
Microwave .....	I-1
Range .....	I-2
Refrigerator .....	I-2
Water heater .....	I-3

### BODY

RS wall, <b>30ft.</b> .....	I-5
CS wall, <b>30ft.</b> .....	I-7
RS wall, <b>34 ft.</b> , slide out .....	I-9
RS wall, <b>34ft.</b> non slide .....	I-11
CS wall, <b>34ft.</b> both slide and non-slide .....	I-13
Slide out extrusions.....	I-14
Slide out gaskets .....	I-15
Aft end .....	I-17
Front end.....	I-19
Roof .....	I-20

### CHASSIS

Hitch.....	I-21
Auxiliary heater .....	I-21
Step .....	I-21
Exhaust extension.....	I-21
Automotive air conditioner.....	I-22
Tag axle and brake.....	I-23



# 1999 CUTTER 30' & 34' GAS

## LABELS AND TAGS

385103	Plate, RVIA
385531	FMVSS certification label
385815	Name plate, motorhome hitch rating
385095	Tag registry#11999
385465	Label, exit warning (English)
385463	Label, warning label/cooking appliance
385464	Label, LP gas warning label (odor)
385788	Warning label, pilot light/refuel
385101	Tag, auxiliary tank dump valve handle
385099	Tag, black tank dump valve handle
385063	Label, drain cap
385062	Decal, 110-125 voltage AC
385309	Decal, fuel fill
385547	LP gas warning/fill label
385141	Tag, seat, clear w/black letters
385518	Label, dimension and clearance
385193	Label, 12Volt distribution inside
385560	Air conditioner rating label
385561	Generator rating label
385565	Label, holding tank flushing
385805-01	A/C priority switch label-front
385805-02	A/C priority switch label-rear
385812	Label, Calif. hazardous substance
385609	Label, smoke detector
385612	Label, parking brake warning
385620	Label, unleaded fuel only
385829	Decal, fuse and relay
385828	Decal, fuse panel warning
385835	Label, carburetor warning
385851	Label, cellular phone

(continued)

# 1999 CUTTER 30' & 34' GAS

## LABELS AND TAGS

385933	Label, name set relay
385941	Label, waste water holding
385942	Label, sewage holding tank
385943	Label, "cap must be in place"
385947	Label, 10-amp fuse maximum
385098	Label, seat occupancy
385608	Label, sewer hose
385829	Decal, fuse and relay
385828	Decal, fuse panel
385931	Decal sheet, utility compartment
385988	Decal, water heater
385989	Decal, mirror heat

# 1999 CUTTER 30' & 34' GAS

## OPTIONS

511005	Generator, Onan, Marquis 7KW
511149-03	Power cord, 50 amp, 36ft.
511149-02	Power inlet w/strain relief, 50 amp
510724	Breaker, double pole, 50 amp, Square D
690337	Video cassette player-Audiovox
511310	Video control center
381564	Vent w/wall thermostat, Fantastic 2000TRS
203153-01	Skylight , 22 x 22 , clear
203152-03	Skylight trim out, 22 x 22 x 4
702804-02	Shade pleated, skylight
964502	Chair, dinette, folding, Oak
962737-01	Table assembly, free standing dinette, Oak-30ft.and 34ft. non-slide
962737-02	Table assembly, free standing-34ft. w/slide out
801054	Table, fixed dinette w/NoMar finish
690396-04	Range, 3-burner w/oven, Maytag
511162-01	Keyless entry w/remote
511162-02	Transmitter, 4 channel
451486	Flat linkage, electric door lock
451485	Wire linkage, electric door lock
511352	Locking module, centralized

(continued)

# 1999 CUTTER 30' & 34' GAS

## OPTIONS

690386	Toilet, Thetford China
410820	Leveling jack system, 3106S9
702897-02	Passenger cab seat w/power adjustment
510918-01	Rear monitor, Sony Watchman
510930-25	Lens, dash switch, rear camera
453031	Brass bracket spring
511044-03	Actuator, push/pull
453032	Bracket, camera
203032	Cover, outer, rear monitor

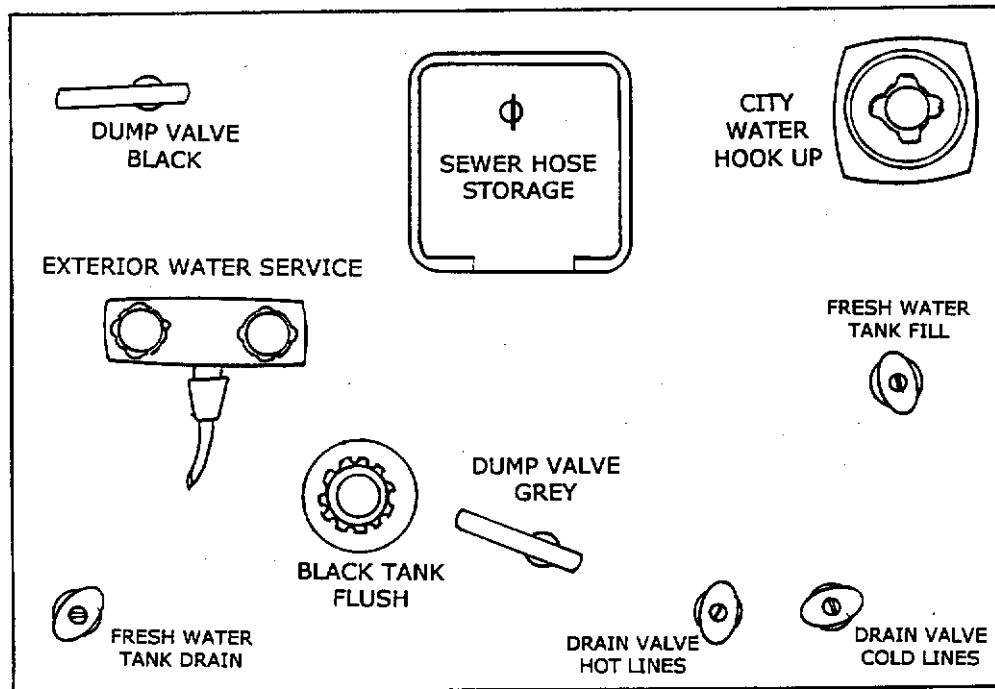
# 1999 CUTTER 30' & 34' GAS

## PLUMBING LPG

601447	LP tank, 90#
511229	Sending unit, 90 ohm, Snap-on
601674	Regulator, LP gas, 2 stage
203135	Access cover, LP regulator
601335	LP hose, tank to regulator, 35 in.
601279	LP hose, low pressure, 18in.
601673-01	LP hose, low pressure, 48"
601412-08	Connector, 1/2 pipe to 3/8 flare
601412-12	Connector, 1/2 pipe to 5/8 flare
601675	Union, 3/8 M FL x 3/8 MPT
600008	Tubing, copper, 3/8in.
600435	Flare nuts, forged, 3/8in.

# 1999 CUTTER 30' & 34' GAS

## PLUMBING FRESH WATER-UTILITY COMPARTMENT



- 1) 601698-07 Shut-off, 1/2" barb x 1/2" barb
- \*2) Dump valve rods
- \*3) 601197-01 Water hook up, black tank flush
- 4) 601592-03 Shower valve
- 5) 601592-02 Shower hose, white, 59in.
- 6) 601392 City water hook-up w/regulator
- 7) 601592-01 Shower head, white
- 8) 601229-01 Compartment, sewer hose (no metal hose)
  
- 601610 Metal conduit, 4" x 10'-hose carrier
- 601610-03 Ell, 45 degree-4"
- 601610-04 Cap w/stop-4"

\*See drainage for more detail

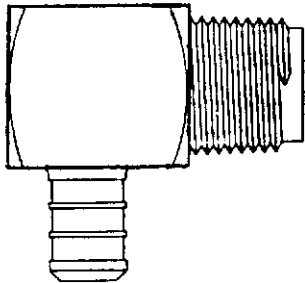


# 1999 CUTTER 30' & 34' GAS

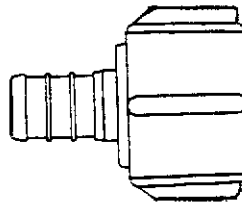
## PLUMBING FRESH WATER

601612	Tank, fresh water, 30ft.
601632	Tank, fresh water, 34ft.
601238	Adaptor, 1.25 MPT x 1.25 barb (tank fill)
601709	Check valve, w/rubber flap(over flow)
600139	Check valve, brass
601061-01	Water pump, Shurflo
600593	Filter, pre water pump
601392	City water hook-up w/regulator

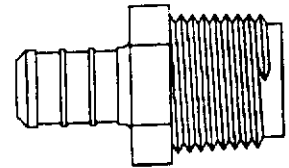
## FITTINGS



601698-04  
Elbow, 1/2 barb  
x 1/2 MPT



601698-03  
Coupler, 1/2 barb  
x 1/2 FPT

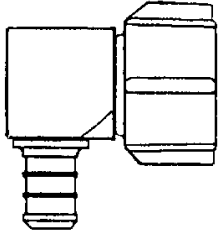


601698-02  
Coupler, 1/2 barb  
x 1/2 MPT

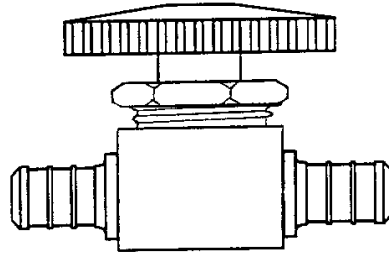
(continued)

# 1999 CUTTER 30' & 34' GAS

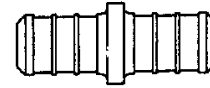
## PLUMBING FRESH WATER-FITTINGS



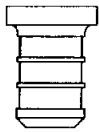
601698-05  
Elbow 1/2" barb x  
1/2" FPT



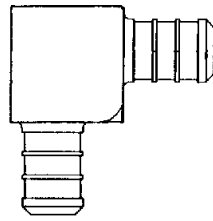
601698-07  
Shut-off, 1/2" barb x  
1/2" barb



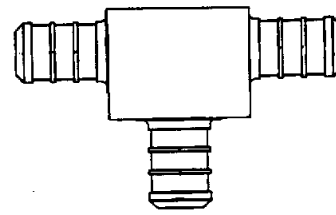
601698-08  
Coupler  
1/2" x 1/2" barb



601698-09  
Plug, 1/2" barb



601698-10  
Elbow 1/2" barb x  
1/2" barb



601698-11  
Tee, 1/2" x 1/2" x  
1/2" barb



601698-15  
Crimp ring, 1/2  
E-Pex, 1/2" (black)



601698-01  
E-Pex tube, 1/2"

(continued)

# 1999 CUTTER 30' & 34' GAS

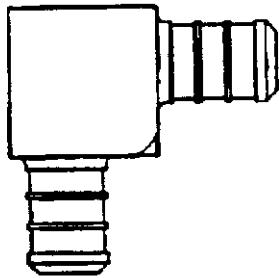
## PLUMBING FRESH WATER-FITTINGS




601698-16  
Crimp ring,  $\frac{3}{4}$ "  
E-Pex, black



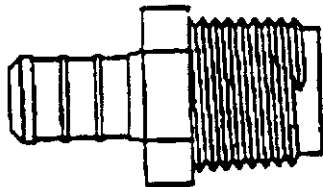
601698-12  
E-Pex tube,  $\frac{3}{4}$ "



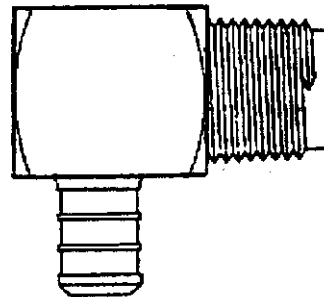
601698-13  
Elbow,  $\frac{3}{4}$ " x  $\frac{3}{4}$  barb



601698-18  
Tee,  $\frac{3}{4}$  x  $\frac{1}{2}$  x  $\frac{3}{4}$  barb



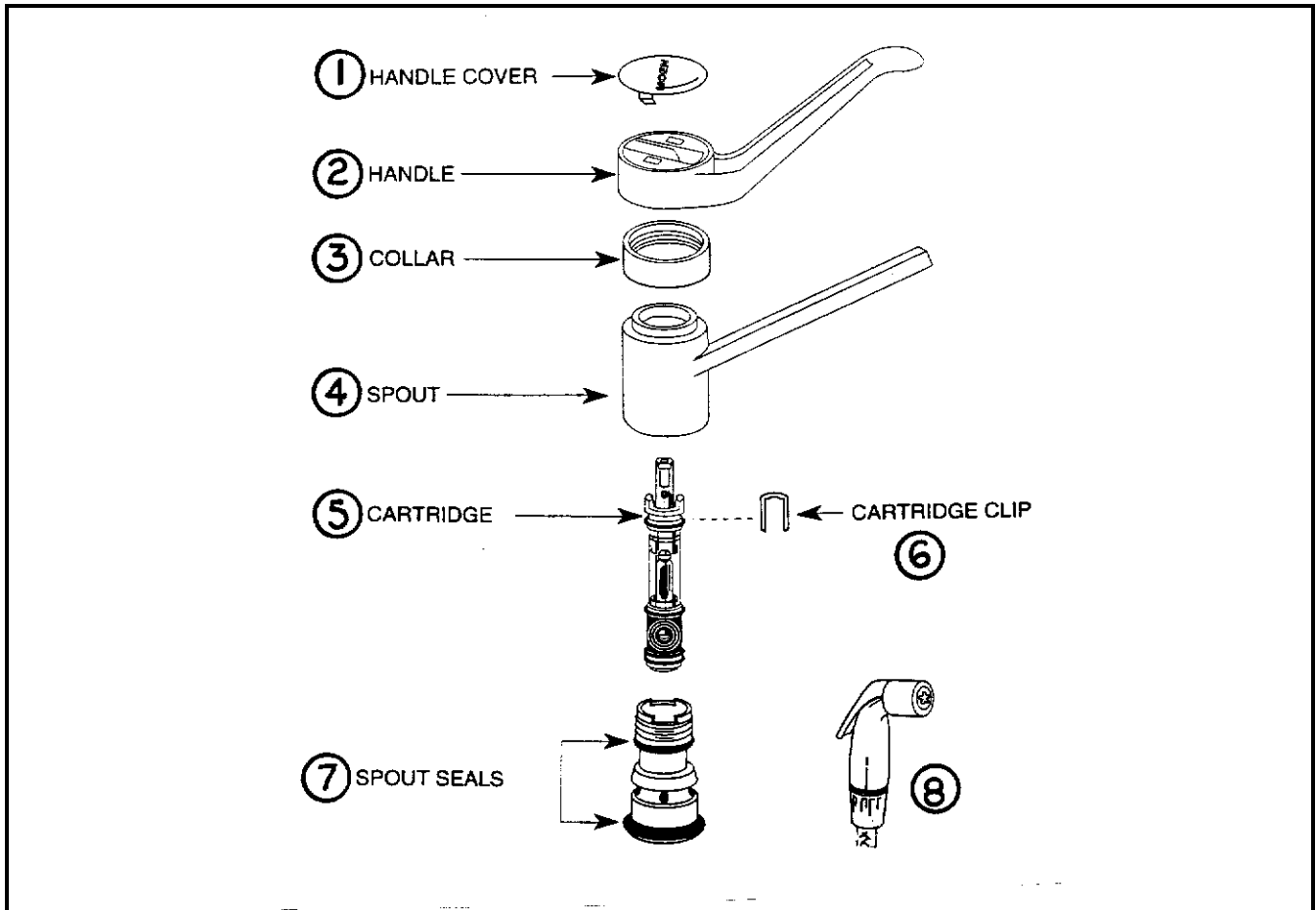
601698-19 Coupler  
 $\frac{3}{4}$  barb x  $\frac{3}{4}$  MPT



601698-14 Elbow  
 $\frac{3}{4}$  barb x  $\frac{3}{4}$  MPT

# 1999 CUTTER 30' & 34' GAS

## PLUMBING FRESH WATER-FAUCETS

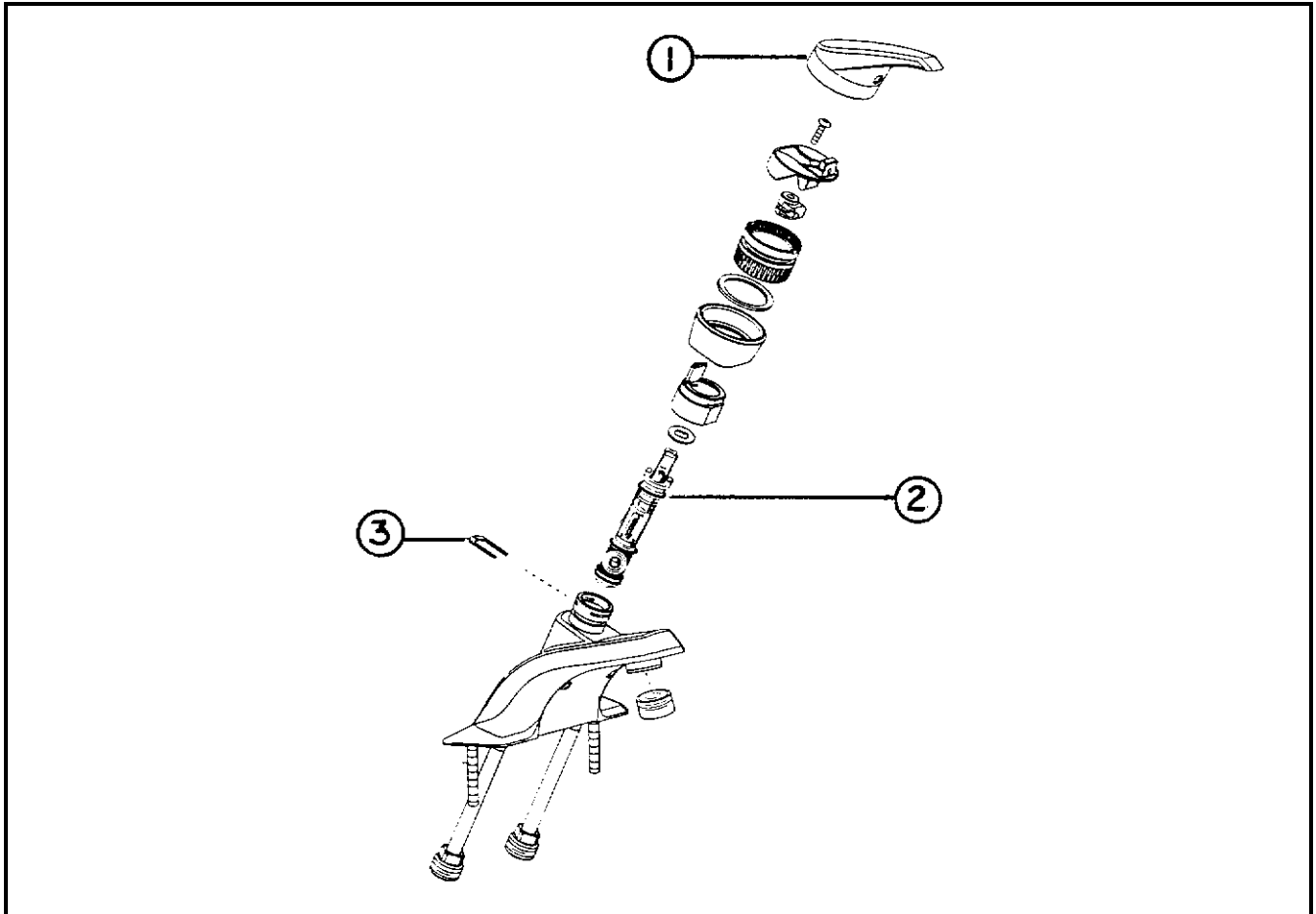


### 601705FAUCET, GALLEY, MOEN #7215S

- |               |                                |
|---------------|--------------------------------|
| 1) 601705-972 | Handle cover, sand             |
| 2) 601705-444 | Handle, sand                   |
| 3) 601705-694 | Collar, sand                   |
| 4) 601705-915 | Spout, sand                    |
| 5) 601579-106 | Cartridge, Moen                |
| 6) 601579-105 | Clip, cartridge retainer       |
| 7) 601705-117 | Spout seals, Moen 7215S        |
| 8) 601705-873 | Spray head/hose assembly, sand |

# 1999 CUTTER 30' & 34' GAS

## PLUMBING FRESH WATER-FAUCETS

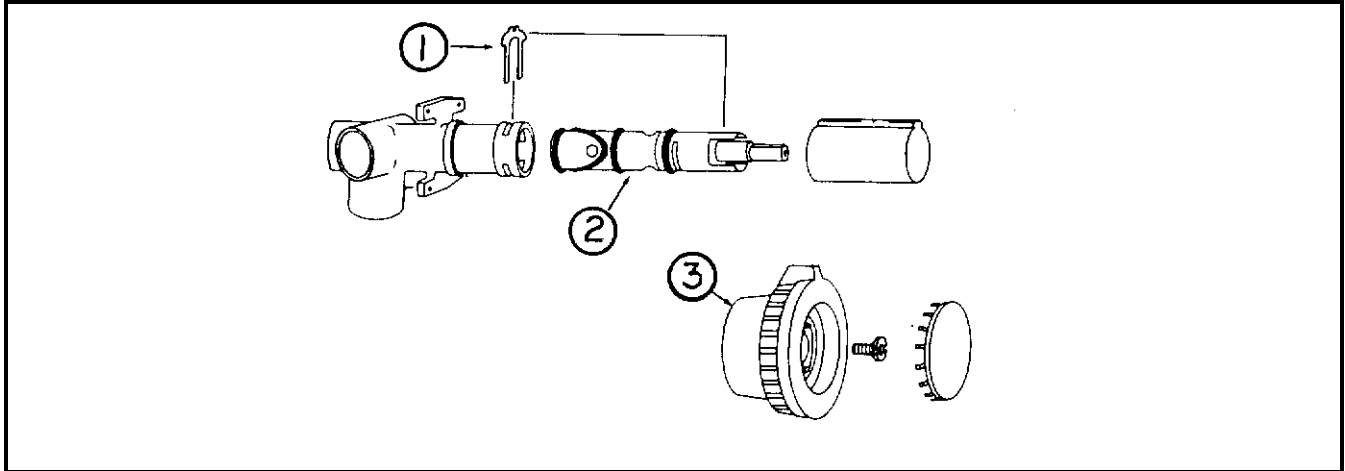


690390-02Faucet, lavatory, Moen, brass/chrome

- |               |               |
|---------------|---------------|
| 1) 690390-100 | Lever handle  |
| 2) 601579-105 | Cartridge     |
| 3) 601579-104 | Retainer clip |

# 1999 CUTTER 30' & 34' GAS

## PLUMBING FRESH WATER-FAUCETS



601420-02Faucet, shower

- 1) 000883
- 2) 601420-100
- 3) 001041

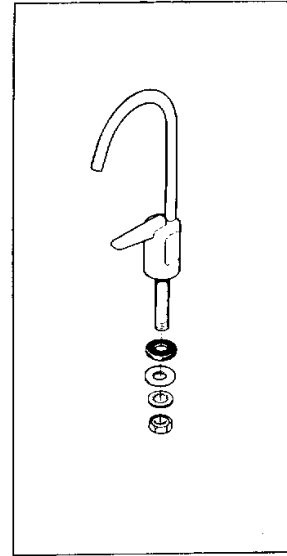
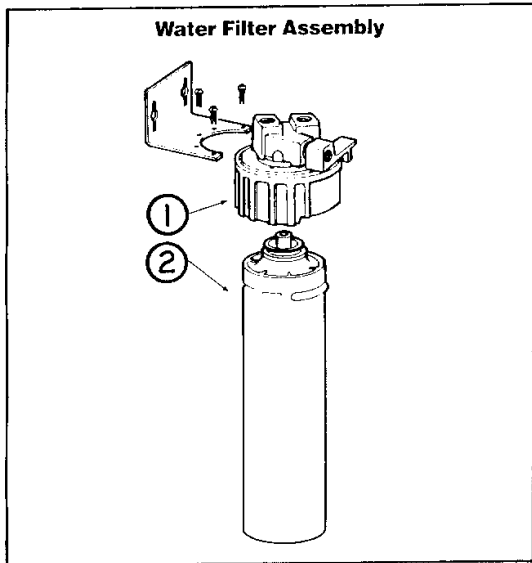
Retainer clip  
Cartridge  
Handle

- 601358-100
- 600330
- 600332

Shower head , chrome  
Shower hose, chrome  
Vacuum breaker, chrome

# 1999 CUTTER 30' & 34' GAS

## PLUMBING FRESH WATER-FAUCETS



- 1) 005273 Head, water filter
  - 2) 960112 Cartridge, filter
- 601401 Faucet, water

# 1999 CUTTER 30' & 34' GAS

## PLUMBING DRAIN SYSTEM

601630-01	Holding tank, gray, 34ft.
601631-01	Holding tank, black, 34ft.
601604-01	Holding tank, black, 30ft.
601603-01	Holding tank, gray, 30ft.
601441	Tank flush, no-fuss(vacuum breaker and check valve)
601441-01	Nozzle, tank mounted, no-fuss flush
601197-01	Water hook-up, chrome, black tank flush
601607-08	Sewer hose, 20', w/hose adaptor
601229-01	Compartment, sewer hose storage(less metal housing)
601610	Metal conduit, 4" x 10'-hose carrier
601610-03	Ell, 45 degree-4"
601610-04	Cap with stop-4"
601607-02	Valve assembly, 3"
601607-10	Dump valve rod extension, 19"
601607-03	Extension rod, threaded, 12"

### FITTING-BELOW FLOOR

195329-229	Reducer adapter, 3" to 1.5"
600636	Elbow, 90 degree, 1.5
600035	Ell, long sweep, 1.5
601607-02	Valve assembly, 3"
601251	Adapter.3" termination
0310107	Waste valve adapter
600820	3" Single socket, 90 degree

(continued)



# 1999 CUTTER 30' & 34' GAS

## FITTING-BELOW FLOOR


601160-02	Pipe, ABS, 1.5"
601160-04	Pipe, ABS, 3.0"
601607-06	Bayonet ring, glue on, 3"
601607-07	Bayonet cap, 3"
601638	Elbow, 90 degree, 3"
601637	"Tee" 3" x 3" x 3"

## DRAIN SYSTEMS-ABOVE FLOOR

601266	Closet flange, 3 x 4, slip fit, tank to toilet adp.
203001	Shower stall, 30ft.
201999	Shower stall, almond-34ft.
601362-02	Drain, polished chrome
600594	Strainer w/rubber stopper
200406-06	Lavy bowl, oval-includes tail, basket and stopper
601497-01	Sink, galley, porcelain, almond
195362-39	Sink strainer w/stopper, 2"

# 1999 CUTTER 30' & 34' GAS


## PLUMBING FITTINGS, 1.5" PLASTIC



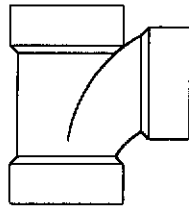
**VENT 1.5"**  
**600538**



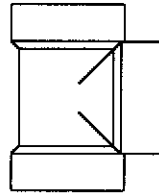
**PLUG 1.5"**  
**600155**



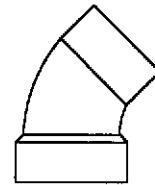
**CAP 1.5"**  
**601677**



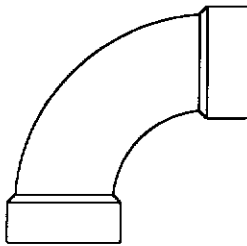
**TEE-SANITARY**  
**1.5"**  
**600156**



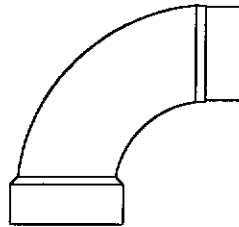
**TEE-BI DIRECTIONAL**  
**CLEAN-OUT 1.5"**  
**601318**



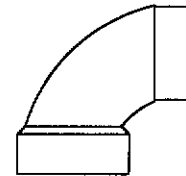
**ELBOW 45D**  
**LONG ST**  
**600027**




**ELBOW 90D**  
**LONG TURN**  
**600035**



**ELBOW 90D**  
**LONG ST**  
**600431**




**ELBOW 90D**  
**SHORT ST**  
**600662**



**REDUCER 1.5" TO 1.25"**  
**601263**



**ADAPTER**  
**601676**



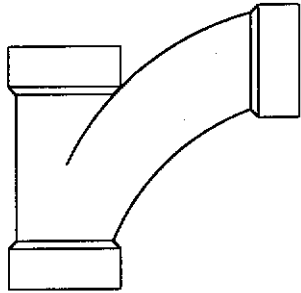
**ADAPTER**  
**W/FEMALE THREADS**  
**600308**

(continued)


# 1999 CUTTER 30' & 34' GAS

## PLUMBING

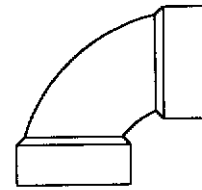
### FITTINGS, 1.5" PLASTIC



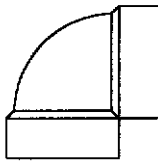
**WYE 1.5"  
1/8" BEND  
600182**



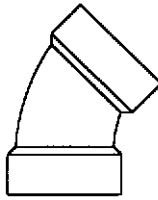
**COUPLING  
1.5"  
600227**



**ELBOW 90D  
SHORT SWEEP  
601636**



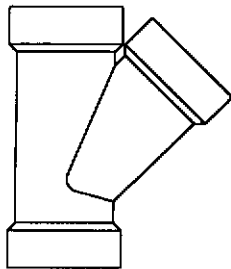
**ELBOW VENT  
90D  
600033**



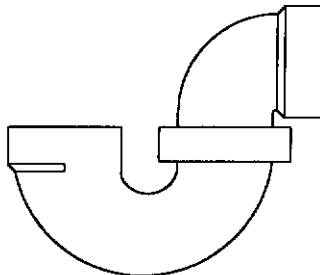
**ELBOW 45D  
LONG TURN  
600030**



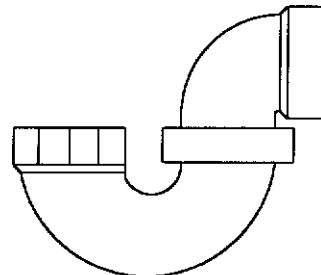
**ELBOW 22.5D  
SHORT TURN  
600116**



**WYE  
#2301  
600094**



**P-TRAP  
1.5" W/O SLIP NUT  
600144**

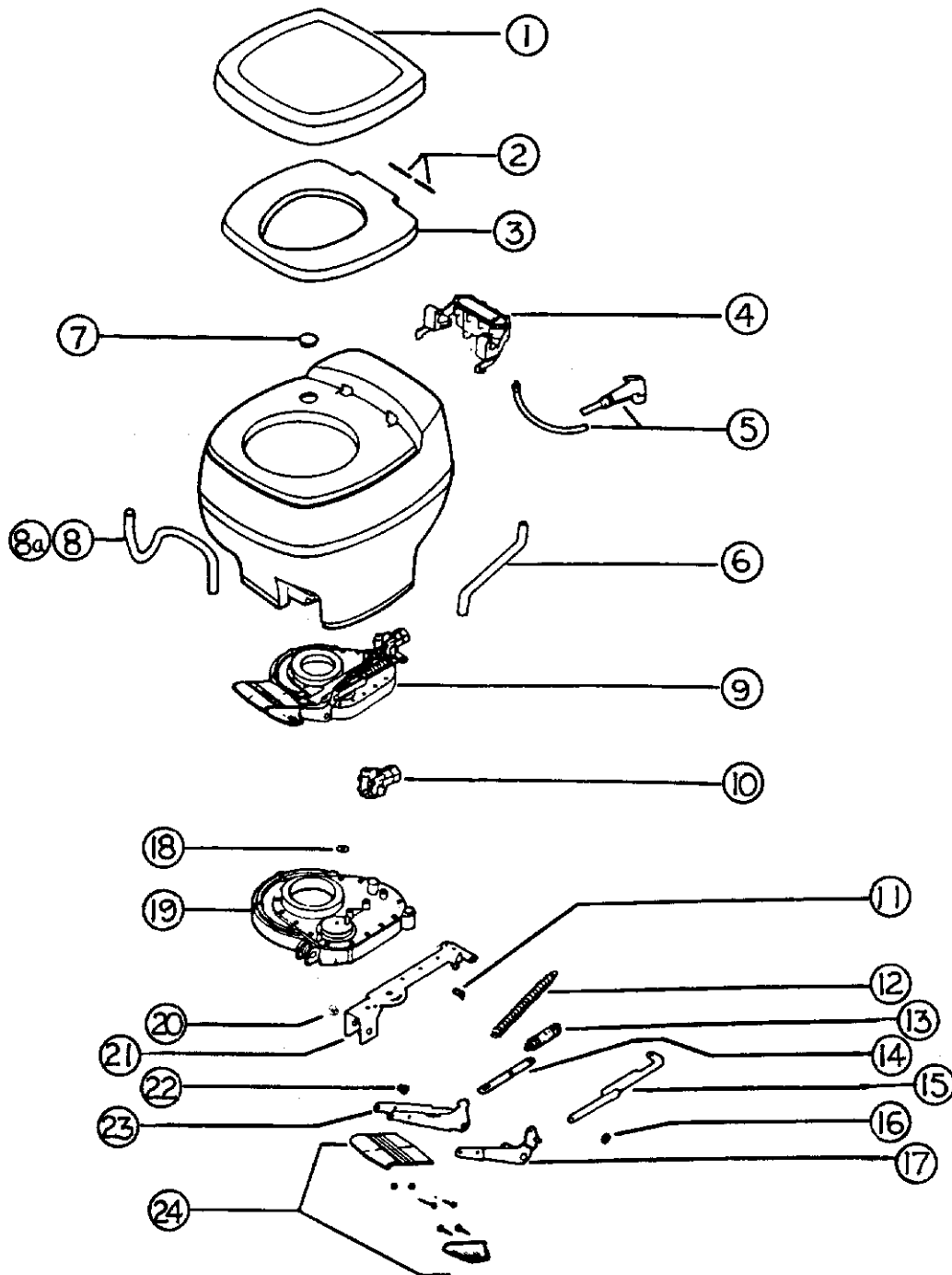


**P-TRAP  
1.5" WITH SLIP NUT  
600622**

# 1999 CUTTER 30' & 34' GAS

## PLUMBING

THETFORD, AQUA MAGIC GALAXY , FOOT FLUSH, PARCHMENT



# 1999 CUTTER 30' & 34' GAS

## PLUMBING

THETFORD, AQUA MAGIC GALAXY, PARCHMENT

690327-02	Toilet complete, Aqua Magic Galaxy, high
1) 020925	Padded seat cover, parchment
2) 012986	Hinge pin
3) 1626457	Seat, parchment
4) 008217	Vacuum breaker w/water saver, parchment
5) 008993	Water saver package
6) 003728	Water supply tube
7) 003895	Hole plug, parchment
8) 003729	Trap tube, 20", low style
8a) 003727	Trap tube, 27", high style
9) 024203	Mechanism, parchment
10) 009868	Ball valve replacement package
11) 002391	Drive arm assembly
12) 002802	Spring, ball valve return
13) 002801	Spring
14) 008986	Push link
15) 002796	Drive arm
16) 002394	Ring, retainer
17) 009421	Pedal arm assembly
18) 008034	Retainer ring, 1/4"
19) 020929	Base and cover assembly
20) 003749	Bushing, mechanism
21) 012593	Lever plate
22) 003749	Bushing, mechanism
23) 019266	Pedal arm
24) 020930	Double pedal package

# 1999 CUTTER 30' & 34' GAS

## SAFETY EQUIPMENT

510781	Detector, smoke #1056 w/silencer
511343	Detector, carbon monoxide-9 volt
511309	Detector, LPG
700349	Seatbelt, mini buckle, black web
381069	Seat belt kit, cocktail chair
690381-01	Fire extinguisher 10 B:CUL
690381-02	Fire extinguisher 10 B:CULC(Canadian)
380188	Emergency warning triangle, set of 3

# 1999 CUTTER 30' & 34' GAS

## SEALER, GASKETS, PAINT, ADHESIVES GASKETS



1) 365205



2) 365237-01



3) 365232



4) 365208

6) 381524



5) 201260 Wind shield gasket



7) 365013-01

1) 365005

2) 365237-01

3) 365232

4) 365208

5) 201260

6) 381524

7) 365013-01

Gasket, weather strip, rear trunk door

Seal, dust, compartment door edge  
(replaced 365208 mid 98 model)

Seal, main door/compartment door jamb

Gasket, seal-compartment door hinge and  
window to body

Insert, windshield gasket, rubber

Gasket, windshield, includes center strip

Gasket, screen door, low-density foam

# 1999 CUTTER 30' & 34' GAS

## SEALS

Sealer, gaskets, paint, adhesives

### GASKETS-SE-GI WINDOWS



1) 371366-103



2) 371366-102



3) 371366-104



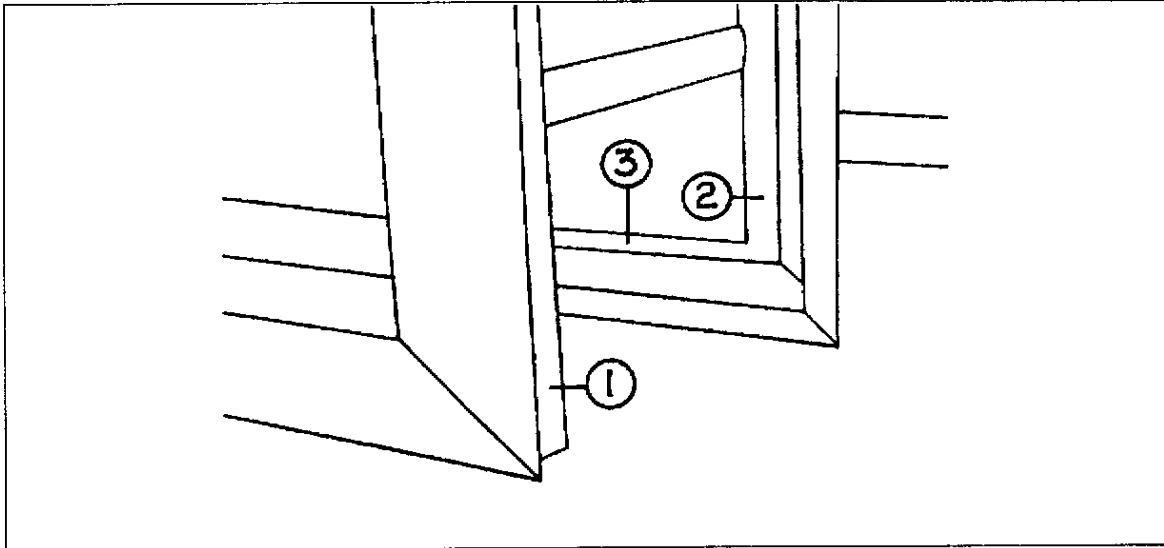
4) 371366-105

- |               |                                |
|---------------|--------------------------------|
| 1) 371366-103 | Track, window screen, Se-Gi    |
| 2) 371366-102 | Track, sliding pane, Se-Gi     |
| 3) 371366-104 | Wiper seal, vertical, Se-Gi    |
| 4) 371366-105 | Screw cover, clamp ring, Se-Gi |



# 1999 CUTTER 30' & 34' GAS


\* SLIDE OUT GASKETS



lower rear corner, extended




1) 381594 Rubber extrusion  
bulb type, black



2) 381587 Rubber extrusion,  
wiper

1)



3) 381589 Rubber extrusion  
floor wiper



381588 Not shown  
Rubber extrusion, bulb  
w/tape-used on inside wall

\*Note: Mounting brackets can be found in the hardware section of this book.

# 1999 CUTTER 30' & 34' GAS

## SEALER, GASKETS, PAINT, ADHESIVES

### SEALER

360052	Vulkem sealer, black,
360180	Sika flex #221
360268-01	Liqua Seal, roof, white
360216	Caulk, latex, brown
365001	Tape, double coated foam
360074	Sealant, GE RTV, white
360002	Vulkem sealant, gray
360176	Sealant, almond, bathroom
360210	Sealant, paralastic #4334-04 (refrigerator compartment sealer)
360283	Silicone sealer, Corian bone
360286	Sealant, gray, SU-6000

# 1999 CUTTER 30' & 34' GAS

## SEALER, GASKETS, PAINT, ADHESIVES

### ADHESIVES

702791	Border adhesive
800639-02	Adhesive, Oak plank flooring
360270	Adhesive spray, Sta-put, ceiling panels (reference only, not available for shipment)
360261	Glue, urethane

### PAINT

360234	Paint, gray smoke, Delstar
360260	Paint, gal, Pewter gray-lower skirts, Centari
360262	Paint, gal, Nu-white-side walls, Centari
360208	Stain, gal, medium Oak
365244	Lacquer, clear, used on wood

### MISCELLANEOUS

360179	Undercoat, Pennzoil II
6000329	Tape, silver, 2" wide
200518	Spline, gray, screen insert
380079	Screen, gray

# 1999 CUTTER 30' & 34' GAS

## UPHOLSTERY/FOAM/MATTRESS

- 701768 Mattress, 34 x 79.5", twin  
702675 Mattress, 60 x 80", w/45 degree corner-34ft.  
702674 Mattress, 60 x 75" w/45 degree corner-30ft.  
701611 Pillow 21 x 31"
- \*702489-318 Bedspread, "A" Blue Bayou  
\*702677-318 Bedspread, J model, Blue bayou-34ft.  
\*702676-318 Bedspread, J model, Blue Bayou-30ft.
- 963096 Head board, 62"wide  
960765 Head board, twin
- 702926-04 Pillow kit, South Beach  
702896-04 Pillow kit, Blue Bayou  
702883-04 Pillow kit, Alex. Julian  
702881-05 Pillow kit, Peridot  
702932-04 Pillow kit, Vintage leaf
- \* 702796-318 Swivel chair, Blue Bayou
- \* 702800-318 Sofa, jackknife, 68", Blue Bayou-slide out & 30  
\* 702801-318 Sofa, jackknife, 74", Blue Bayou-34 non-slide
- 702897-01 Seat, driver, power w/belts  
702898-01 Seat, passenger, non-power, w/belts
- \* Changing the dash number changes the upholstery color  
-318=Blue Bayou  
-418=Peridot  
-258=Beach  
-248=Vintage  
-098=Alexander

# 1999 CUTTER 30' & 34' GAS

## UPHOLSTERY/FOAM/MATTRESS

702464-19	Foam, dinette, upper back, RH
702464-07	Foam, dinette, lower back
702464-20	Foam, dinette, upper back, LH
702464-07	Foam, dinette, lower back
702464-09	Foam, dinette, aft seat
702464-11	Foam, dinette, forward seat
998071	Cover, back, side dinette
998070	Cover, seat, side dinette
964500-02	Back, upholstered, RH, 34ft.non slide
964500-03	Back, upholstered, LH, 34ft. slide out
964500	Back, upholstered, RH, 30ft.

# 1999 CUTTER 30' & 34' GAS

## VENTS/FANS

381207-03	Vent w/screen, refrigerator, roof
511152-11	Range exhaust, w/monitor
511152-01	Vent cover, exterior, range exhaust
381450	Vent, roof, Fantastic#6000RBT
511376	Fan, defrost, oscillating
511327	Switch, defrost fan
381631-01	Skylight, plastic, neo-angle 22 x 22
203154-01	Inner dome, neo-angle-22 x 22 skylight
690266-01	Ventilator, power, bath
381153-01	Vent, Jensen #757


# 1999 CUTTER 30' & 34' GAS

## WOOD/INTERIOR TRIM

801176-03	Paneling, interior wall, 1/8" x 4' x 7', Solitude
203147-01	Trim, divider bar, interior panels, Solitude
800507-01	Paneling, luan, 1/8" x 4' x 8'
800397-01	Cedar, planked, 5/32" x 4' x 8'
201728-01	Extrusion, ceiling trim retainer
201728-04	Extrusion, ceiling trim
801177-01	Paneling 1/2" x 4' x 8', G2S, solitude/solitude
801185-01	Paneling 1/2" x 4' x 8', G1S, solitude/raw
801233-01	Paneling 1/4" x 4' x 8', G1S, solitude/raw
801180	Paneling 1/2" x 4' x 8', G2S, Oak/Oak
801179	Paneling, 1/2" x 4' x 8', G1S, Oak/raw
801182	Paneling 5/32" x 4' x 8', G2S, Oak/Oak
801181	Paneling 5/32" x 4' x 8', G1S, Oak/raw
801229	Laminate, Oak, 4' x 8'
800631	Handrail, Oak, 23"
963990	Magazine rack
801115	Flooring, Oak quartered 3/8"

# 1999 CUTTER 30' & 34' GAS

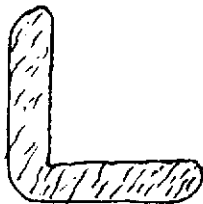
## WOOD/INTERIOR



1) 801206-01



2) 964152-01



3) 801175



4) 800571-01



5) 800617-01



6) 801172-01  
6a) 801172-03



7) 801173-03



8) 801173-04

- |               |                                    |
|---------------|------------------------------------|
| 1) 801206-01  | Molding, floor, Oak, 43"           |
| 2) 964152-01  | Molding, chair rail, Oak           |
| 3) 801175     | Molding, corner, Solitude          |
| 4) 800571-01  | Molding, Oak, flat 1/4"x33/64"x80" |
| 5) 800617-01  | Molding, wainscoat, Oak            |
| 6) 801172-01  | Molding, flexible corner, Oak      |
| 6a) 801172-03 | Molding, flexible corner, Solitude |
| 7) 801173-03  | Molding, flat radius, .88" Oak     |
| 8) 801173-04  | Molding, flat radius, 1.13" Oak    |

(continued)



# 1999 CUTTER 30' & 34' GAS

## WOOD/INTERIOR TRIM



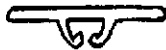
1) 800573-01



2) 800572-01



3) 201728-04



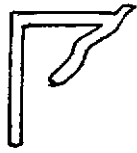
4) 201728-01



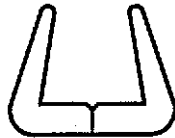
5) 203159-01



6) 201666



7) 201790-01



8) 203138-01

1) 800573-01

Molding, door edge 1 3/32" x 80"

2) 800572-01

Molding, panel edge, Oak 23/32 x 80"

3) 201728-04

Extrusion, ceiling trim

4) 201728-01

Extrusion, ceiling trim retainer

5) 203159-01

Trim, divider bar, interior panels, Solitude

6) 201666

Molding, J 3/16, plastic

7) 201790-01

Molding, cove, white, ceiling to wall

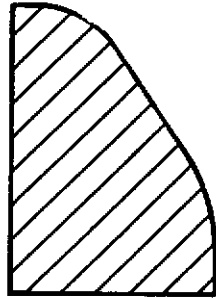
8) 203138-01

Extrusion, wall, plastic, white (panel edging)


(continued)

# 1999 CUTTER 30' & 34' GAS

## WOOD/INTERIOR TRIM



1) 800576-01



2) 801189

1) 800576-01

Molding, bath doorstop, Oak

2) 801189

Trim, bath doorjamb, Oak

## SLIDE OUT ROOM INTERIOR TRIM

964267

Molding, decorative Oak, slide out trim, 84"

964267-01

Molding, decorative Oak, slide out trim, 120"

964101-02

Facia, decorative Oak, corner block, slide out

# 1999 CUTTER 30' & 34' GAS

NOTES





