

AIRSTREAM

350/355 XL

Parts Book

1999



TABLE OF CONTENTS

SECTION I 350/355 XL

APPLIANCES

Air conditioner	I-1
Furnace	I-1
Microwave	I-1
Range	I-2
Refrigerator	I-2
Water heater	I-3

BODY

CS wall	I-5
RS wall	I-7
Slide out extrusions	I-8
Slide out gaskets	I-9
Front end	I-11
Aft end	I-13
Roof	I-14

CHASSIS

Hitch	I-15
Power jacks	I-15
Spare Tire winch/hanger	I-15
Tires/valves/extendors	I-15
Mud flaps	I-15
Step	I-15
Automotive air conditioner	I-16
Auxiliary heater	I-16

TABLE OF CONTENTS

SECTION II 350/355 XL

D through E

DASH

[Dash parts](#) II-1

[DECALS](#)..... II-3

DOORS/WINDOWS/AWNINGS

[Roadside](#) II-7

[Curbside](#)..... II-9

[DRAPES/BLINDS/VALANCES](#) II-10

ELECTRICAL

[110 volt](#)..... II-11

[12 volt, chassis](#)..... II-12

[Dash switches/lens](#)..... II-15

[12-volt interior switches](#)..... II-16

[12-volt interior lights](#) II-17

[12-volt exterior lights](#) II-18

[12-volt mics.](#)..... II-19

[Windshield wiper assy.](#)..... II-21

ENTERTAINMENT

[Antennas](#) II-22

[Televisions](#)..... II-22

[Radios/speakers/sound system](#) II-22

[Rear view monitor](#)..... II-23

TABLE OF CONTENTS
SECTION III 350/355 XL
F through H

FASTENERS (common fasteners available locally are
not listed)

Rivets	III-1
Screws	III-3

FLOOR COVERING

Carpet	III-4
Hardwood flooring	III-4
Mats	III-4

FURNITURE

Interior doors	III-5
Mirrors	III-6
Drawer face	III-6
Drawer box	III-6
Bedroom furniture w/slide	III-7
Bath area	III-9
Galley, slide out	III-10
Cab and lounge, slide out	III-12

HARDWARE

Hood/window	III-14
Main door/screen door	III-14
Exterior lower compartment	III-17
Slide out room	III-19
Awning hardware	III-21
Interior hardware	III-22

TABLE OF CONTENTS

SECTION IV 350/355 XL

L through Z

[LABELS and TAGS](#) IV-1

[OPTIONS](#) IV-3

PLUMBING

[LPG](#) IV-5

[Utility compartment](#)..... IV-6

[Fresh water](#)..... IV-7

[Faucets](#) IV-10

[Drain water](#)..... IV-14

[Toilet](#) IV-19

[SAFETY EQUIPMENT](#) IV-20

SEALS/SEALER/PAINT

[Gaskets](#)..... IV-21

[Sealer](#) IV-23

[Adhesive](#) IV-24

[Paint/undercoating](#)..... IV-24

[UPHOLSTERY/FOAM/MATTRESS](#)..... IV-25

[VENTS/FANS](#) IV-27

[WOOD/INTERIOR TRIM](#)..... IV-28

TABLE OF CONTENTS

SECTION I

APPLIANCES

Air conditioner	I-1
Furnace	I-1
Micro-wave	I-1
Range	I-2
Refrigerator	I-2
Water heater	I-3

BODY

CS wall	I-5
RS wall	I-7
Slide out extrusions.....	I-8
Slide out gaskets	I-9
Front end.....	I-11
Aft end	I-13
Roof	I-14

CHASSIS

Hitch	I-15
Power jacks.....	I-15
Step	I-15
Automotive air conditioner.....	I-16
Auxiliary heater	I-16

1999 350/355 XL LAND YACHT

APPLIANCES

DUO THERM AIR CONDITIONER-BRISKAIR

690323-06	Air conditioner, Briskair 11, 000 BTU
690323-07	Air conditioner, Briskair 13, 500 BTU
690323-22	Relay kit, analog control
690323-20	Thermostat, analog
690323-103	Shroud, exterior, Briskair
203069	Register, white, 4" x 8"
690323-12	Cover, return grill

FURNACE, HYDROFLAME (800-825-4328) -dealer only

690274	Furnace, Hyroflame, #8535-IV, 34000BTU
690244-06	Mounting flange
690274-06	Door exterior, Hydroflame
601244-03	Register.rotaire, black
600969-01	Grille, 6x4, col. white
600247	4" duct hose, flexible

MICROWAVE

690345-01	Microwave/convection oven, Sharp
690345-03	Trim ring, microwave mounting

1999 350/355 XL LAND YACHT

APPLIANCES

RANGE

690396-02 Range top, 3-burner, Maytag
690396-02 Range cover, bi-fold
964383-01 Range covers, Corian, set

DOMETIC REFRIGERATOR, RM3862R (800-366-3842)

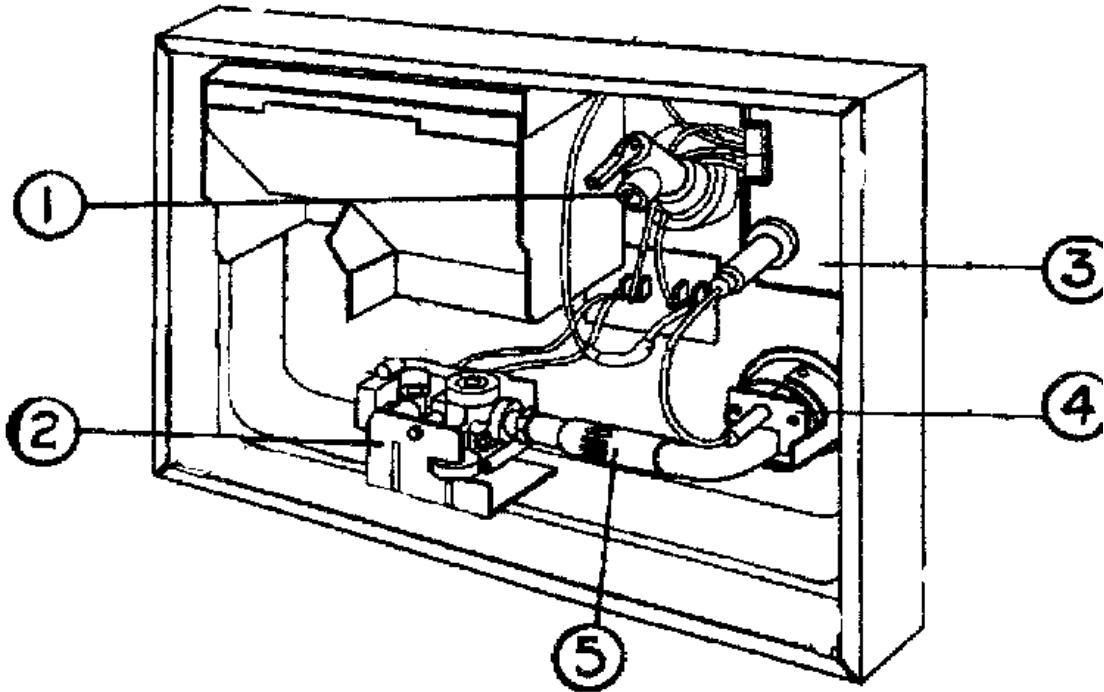
690370-01 Refrigerator, 2-way, RH, RM3862R
801225-01 Door panel, upper, oak, 15.5 x 20.38"
801225-03 Door panel, lower, oak, 38.38 x 20.38
690370-100 Cooling unit, RM3862
381207-03 Vent, roof, Dometic, polar white

1999 350/355 XL LAND YACHT

APPLIANCES

ATWOOD WATER HEATER, GC6AA-9E

- 690405 Water heater, Atwood, elec. ignition, 110 volt/gas
- 500933 Switch, water heater, electronic
- 690209 Access cover, brushed aluminum



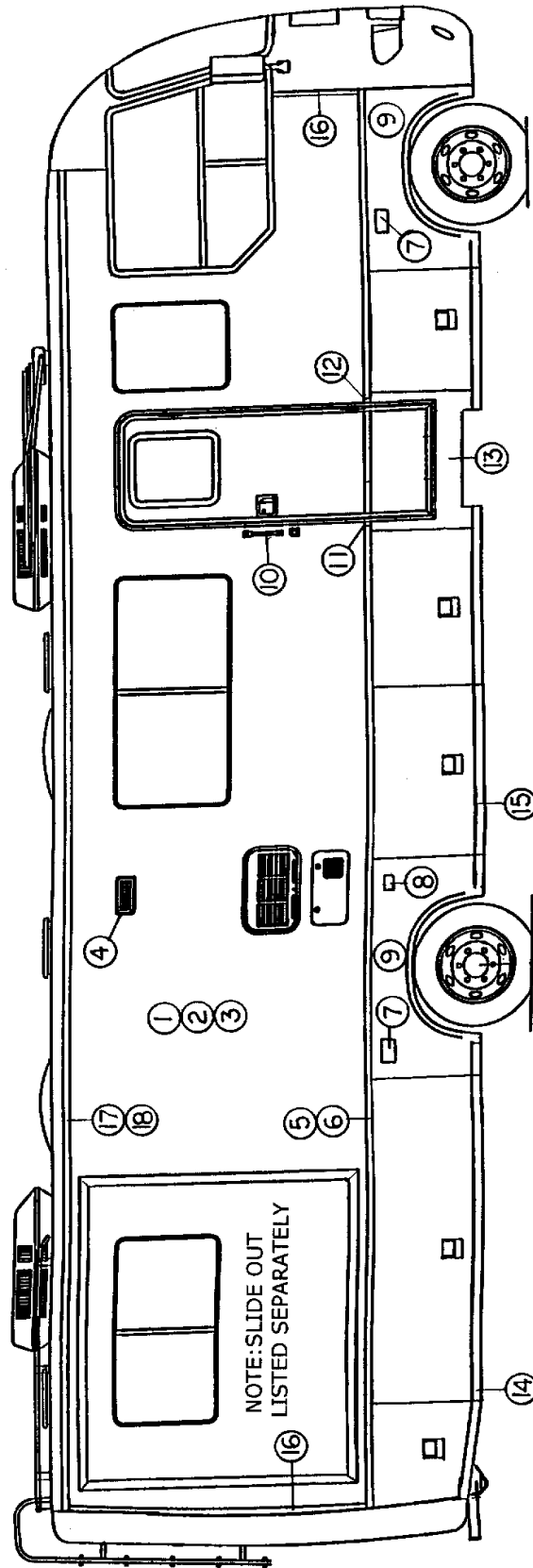
Front of water heater

- 1) 091604 Relief valve, pressure/temperature
- 2) 093870 Solenoid valve
- 3) 093865 Circuit board
- 4) 093868 Spark probe
- 5) 092615 Main burner

Back of water heater

- 091160 heating element, 110volt
- 091873 ECO thermostat
- 091092 On/off switch, 110Volt

1999 350/355 XL LAND YACHT

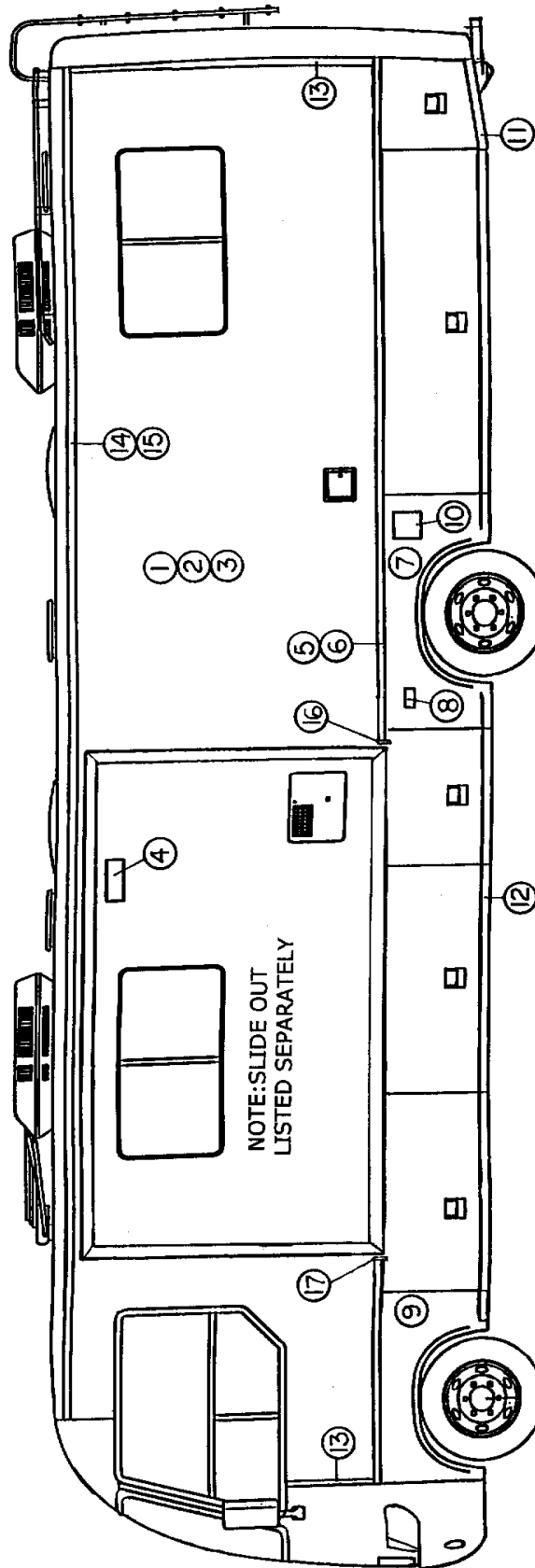


1999 350/355 XL LAND YACHT

CURBSIDE WALL

- | | |
|---------------|---|
| 1) 801002-08 | Sheet fiberglass, Frost White, 77.5 x 384" |
| 2) 801176-03 | Panel, interior, G1S, 1/8 x 4' x7' Solitude |
| 3) 203075 | Styrofoam sheet, 1 1/2" |
| 4) 510672-02 | Porch light, white |
| 5) 203080-01 | Molding, vinyl, white, rub rail |
| 6) 114865 | Extrusion, rub rail, 18' |
| 7) 511101-01 | Light, docking, stainless steel |
| 7a) 201991 | Housing, docking light |
| 8) 511250-02 | Light, side marker, amber |
| 9) 203171 | Fender skirt, front and rear |
| 10) 511370-03 | Grab handle, embossed "AIRSTREAM" |
| 11) 114914-02 | Cap, end, rub rail extrusion, LH |
| 12) 114914-01 | Cap, end, rub rail extrusion, RH |
| 13) 203179 | Panel, skirt, main door |
| 14) 114717-07 | Weldment, rocker panel, CS |
| 15) 114708-01 | Extrusion, rocker panel |
| 16) 114862-01 | Extrusion trim end cap to sidewall |
| 17) 114568 | Extrusion, roof corner cap |
| 18) 114570 | Extrusion, awning rail |

1999 350/355 XL LAND YACHT




1999 350/355 XL LAND YACHT

ROADSIDE WALL

- | | |
|---------------|---|
| 1) 801002-08 | Sheet fiberglass, Frost White, 77.5 x 384" |
| 2) 801176-03 | Panel, interior, G1S, 1/8 x 4' x7' Solitude |
| 3) 203075 | Styrofoam sheet, 1 1/2" |
| 4) 511152-01 | Vent cover, range hood, white |
| 5) 203080-01 | Molding, vinyl, white, rub rail |
| 6) 114865 | Extrusion, rub rail, 18' |
| 7) 203172 | Fender skirt w/fuel fill |
| 8) 511250-02 | Light, side marker, amber |
| 9) 203171 | Fender skirt, front and rear |
| 10) 203047 | Bezel, fuel fill |
| 11) 114717-08 | Weldment, rocker panel, RS |
| 12) 114708-01 | Extrusion, rocker panel |
| 13) 114862-01 | Extrusion trim end cap to sidewall |
| 14) 114568 | Extrusion, roof corner cap |
| 15) 114570 | Extrusion, awning rail |
| 16) 114917-01 | End cap, rub rail, RH, at slide out |
| 17) 114917-02 | End cap, rub rail, LH, at slide out |

1999 350/355 XL LAND YACHT

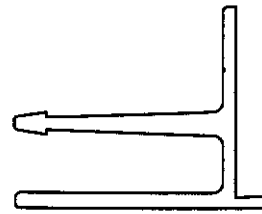
SLIDE OUT EXTRUSION



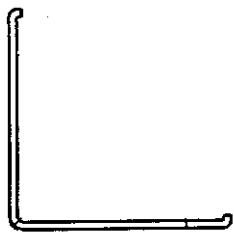
Lower rear corner, extended



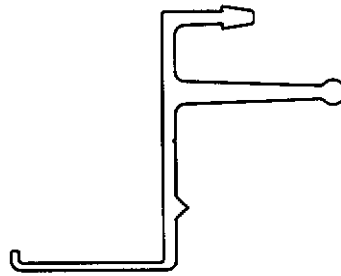
*1) 114771 Extrusion, slide out trim



2) 114770 Extrusion, slide out box(fits behind 1)



3) 114768 Extrusion, slide out corner trim




4) 114726 Extrusion, slide out frame

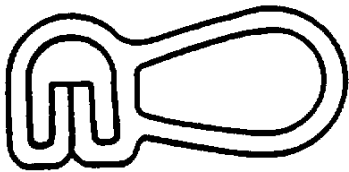
*This trim is slotted to allow adjustment to the sidewall Cutout. Fitting will be required.

1999 350/355 XL LAND YACHT

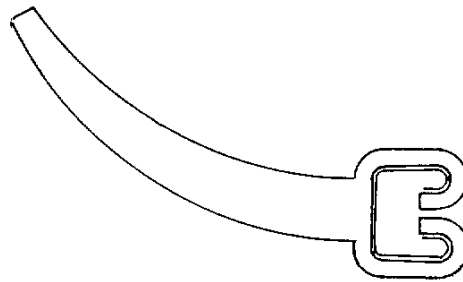
* SLIDE OUT GASKETS




Lower rear corner, extended




1) 381594 Rubber extrusion
bulb type, black



2) 381587 rubber extrusion,
wiper



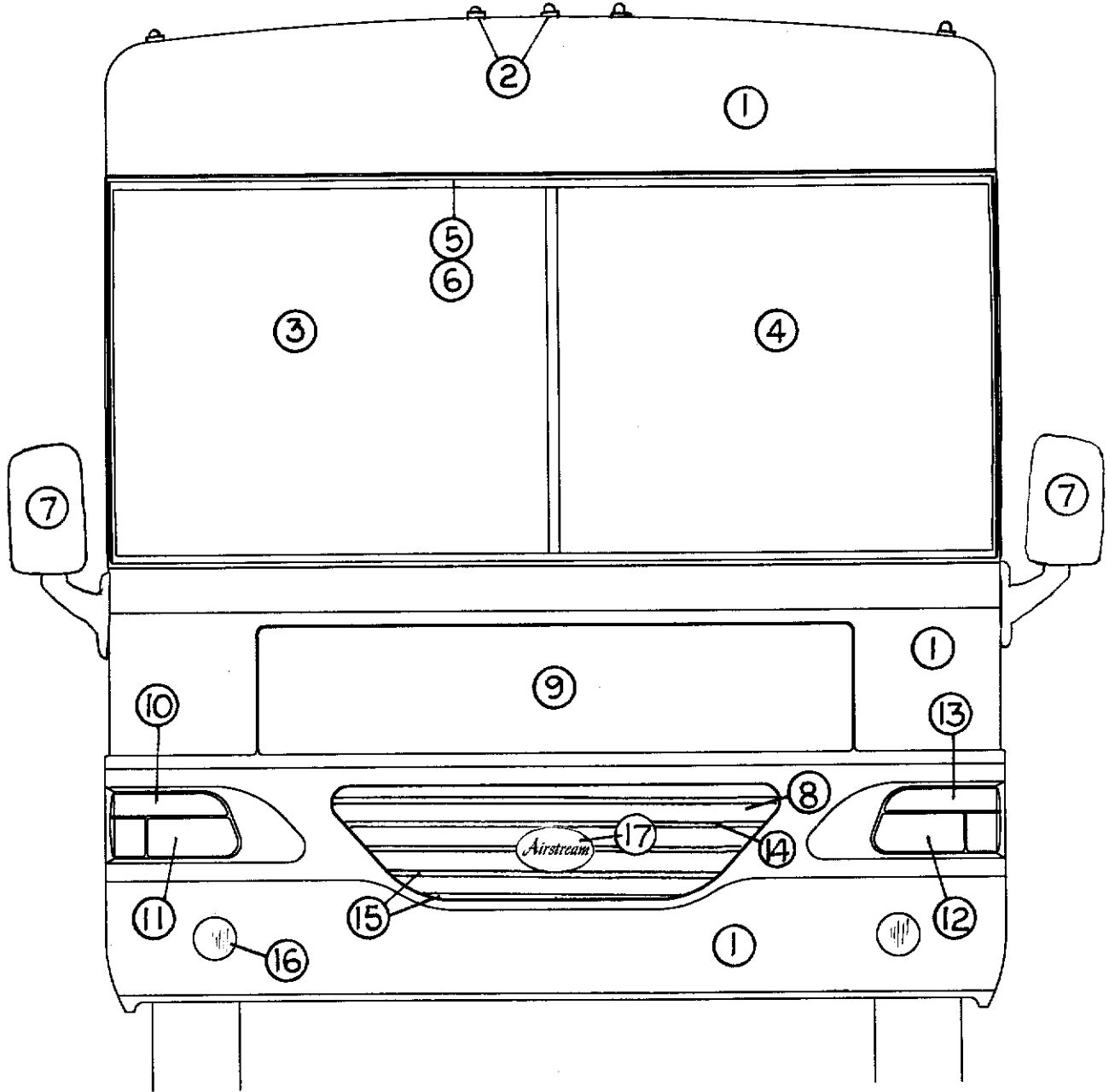
3) 381589 Rubber extrusion
floor wiper



381588 *Not shown*
Rubber extrusion, bulb
w/tape-used on inside
wall

*Note: Mounting brackets can be found in hardware.

1999 350/355 XL LAND YACHT

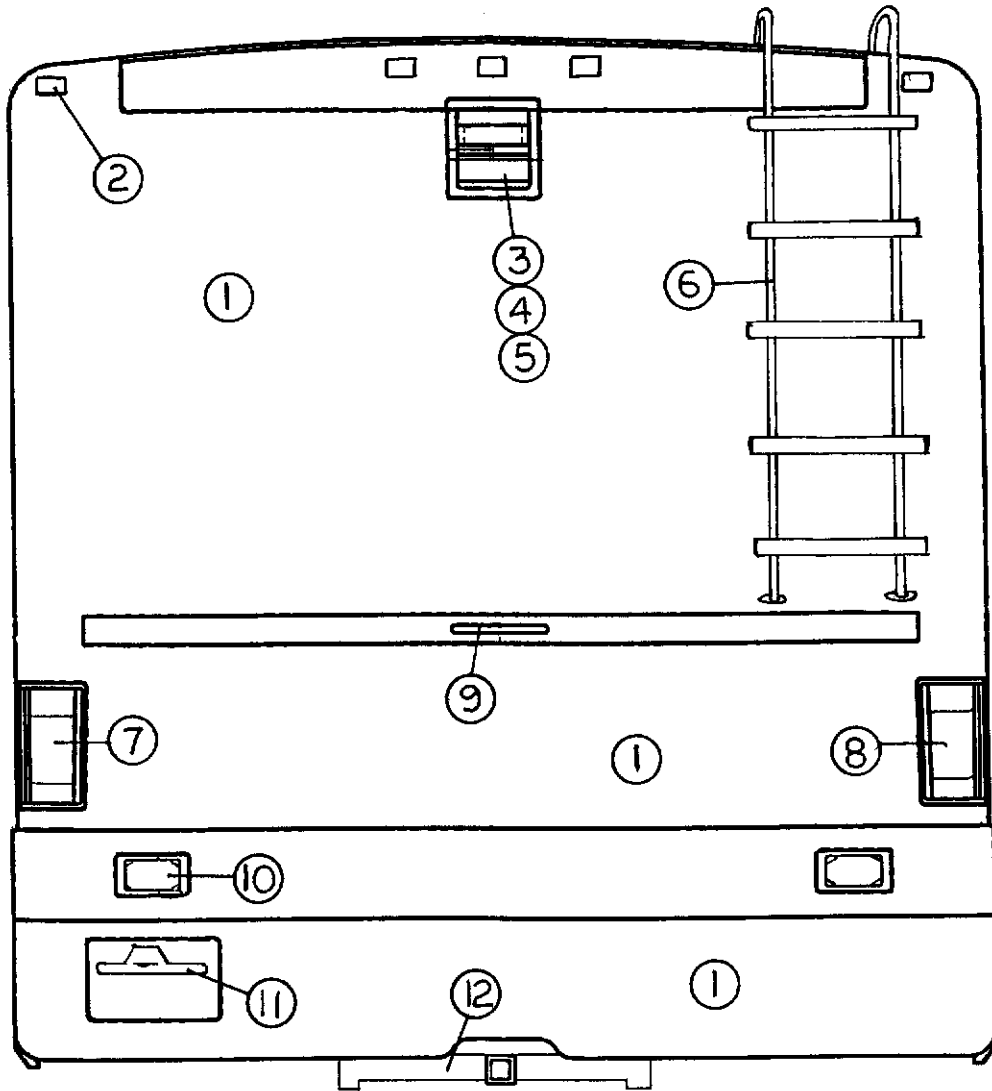


1999 350/355 XL LAND YACHT

FRONT END

- 1) 203169 Front nose/cap, XL
- 2) 511400 Light clearance, tear drop, amber
- 3) 371370 Windshield, CS
- 4) 371369 Windshield, RS
- 5) 381640 Gasket, windshields (surrounds both sides)
- 6) 201260 Insert rubber, windshield gaskets
- 7) 511305-05 Mirror, Velvac#2025 w/remote, heated, pr.
- 8) 381642-01 Grill, front
- 9) 203173 Hood, fiberglass, white
- 10) 511398-02 Parking light/turn signal RH
- 11) 511397-02 Head light, RH
- 12) 511397-01 Head light, LH
- 13) 511398-01 Parking light/turn signal, LH
- 14) 453375 Screen, nose, top, perforated steel
- 15) 453376 Screen, nose, middle and bottom
- 16) 511438 Driving light, round
- 17) 386035 Casting, oval, grill icon
- 17a) 386037 Decal, logo, "Airstream", oval

1999 350/355 XL LAND YACHT



1999 350/355 XL LAND YACHT

AFT END

- | | |
|---------------|---|
| 1) 203170 | Rear cap, XL |
| 2) 510984-01 | Light clearance, red |
| 3) 510918-01 | Monitor, Sony Watchman |
| 4) 203181 | Cover, back up camera |
| 5) 511044-03 | Actuator, two position, push/pull |
| 6) 381639-01 | Ladder, rear cap, 2pc(bottom not shown) |
| 7) 511401-01 | Tail light assembly, LH |
| 8) 511401-02 | Tail light assembly, RH |
| 9) 511154-02 | Light strip, 3rd brake |
| 10) 511101-01 | Docking light, stainless steel |
| 11) 511407 | License plate light w/holder |
| 12) 400868 | Hitch, Reese #38502 |

1999 350/355 XL LAND YACHT

ROOF

203024	Fiberglass sheet, roof exterior, 106"wide
114568	Extrusion, roof corner cap
114570	Extrusion, awning rail
702482	Ceiling liner, Spectra Opal
800507-01	Paneling, luan, ceiling liner backing
201728-01	Extrusion, ceiling trim retainer
201728-04	Extrusion, ceiling trim
203609	Registers, ceiling vents

1999 350/355 XL LAND YACHT

CHASSIS

410868-02	Reese hitch, XL Land Yacht
410825	Jack kit complete, Power Gear
453653	Bracket, L.P. tank, RH
453654	Bracket, L.P. tank, LH
410631	Winch assembly, spare tire
453295	Hanger, spare tire
511215	Step, double, Kwikkee#3213
511078	Switch, rocker, 4-gang, by door
500982	Switch, magnetic, round, 3/8, in door jamb
511022-100	Motor, double step
511022-101	Control box, main, Kwikkee
*511485	Step, double, electric, Kwikkee #903206
511486	Switch, magnetic, round, black , in door jamb
511022-100	Motor, double step
511485-100	Control box, main, black , Kwikkee #909506
451811	Extender, tire valve, pr.
400924	Tire, Goodyear 245/70R 19.5 LRF
410828	Simulators, wheel, stainless steel, Ford
410828-01	8.5"Live stem valve extension, rear inner
410828-02	95deg. live stem valve extension, rear outer
410828-03	45deg. live valve stem extension, front
203187-01	Mud flap w/logo RS
203187-02	Mud flap w/logo CS
410827	Pipe, fuel fill, 29"

*The new steps started in production approximately March 1, 1999. They are easiest to distinguish by the color of the magnetic door switch. Black indicates it's a new step.

1999 350/355 XL LAND YACHT

CHASSIS

Acme
(800-552-2263)

690382-01	Heater , air conditioner evaporator
690408-01	Kit heater/ac accessory, w/Tarus control
60000283	Vacuum hose, 3/16"
690382-05	Suction hose kit
390382-08	Hose kit heater/ac, 99Ford

AUXILIARY HEATER

690311	Heater, auxiliary
600247	Duct hose, 4"
600678	Adaptor grill, 10 x 2"
600969	Register 4 x 6", sand
0310072	"Y" auxiliary heater hose connection

1999 350/355 XL LAND YACHT

SECTION II

D through E

DASH

Dash parts	II-1
DECALS	II-3

DOORS/WINDOWS/AWNINGS

Roadside	II-7
Curbside	II-9

DRAPES/BLINDS/VALANCES	II-10
------------------------------	-------

ELECTRICAL

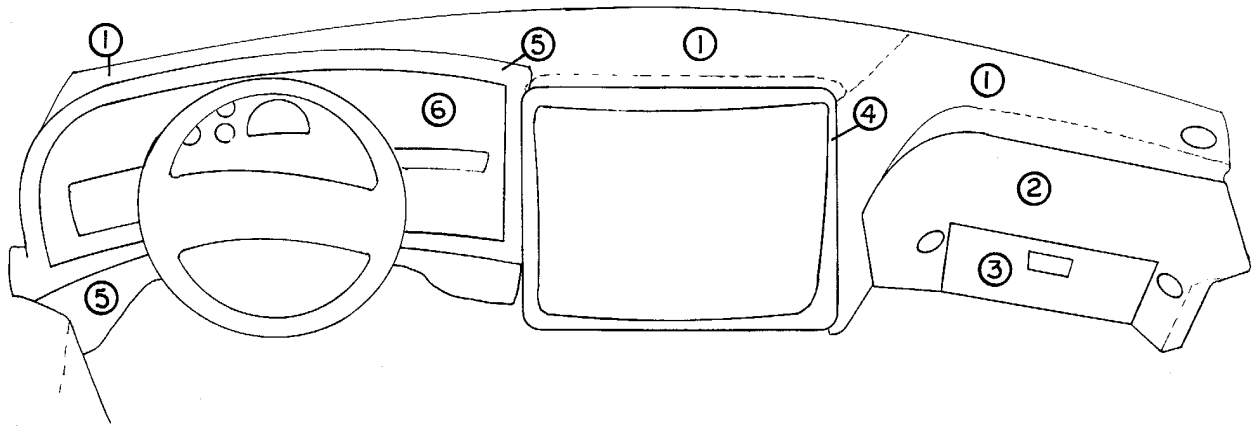
110 volt	II-11
12 volt, chassis	II-12
Dash switches/lens	II-15
12 volt interior switches	II-16
12 volt interior lights	II-17
12 volt exterior lights	II-18
12 volt mics.	II-19
Windshield wiper assy.	II-21

ENTERTAINMENT

Televisions	II-22
Radios	II-22
Rear view monitor	II-23

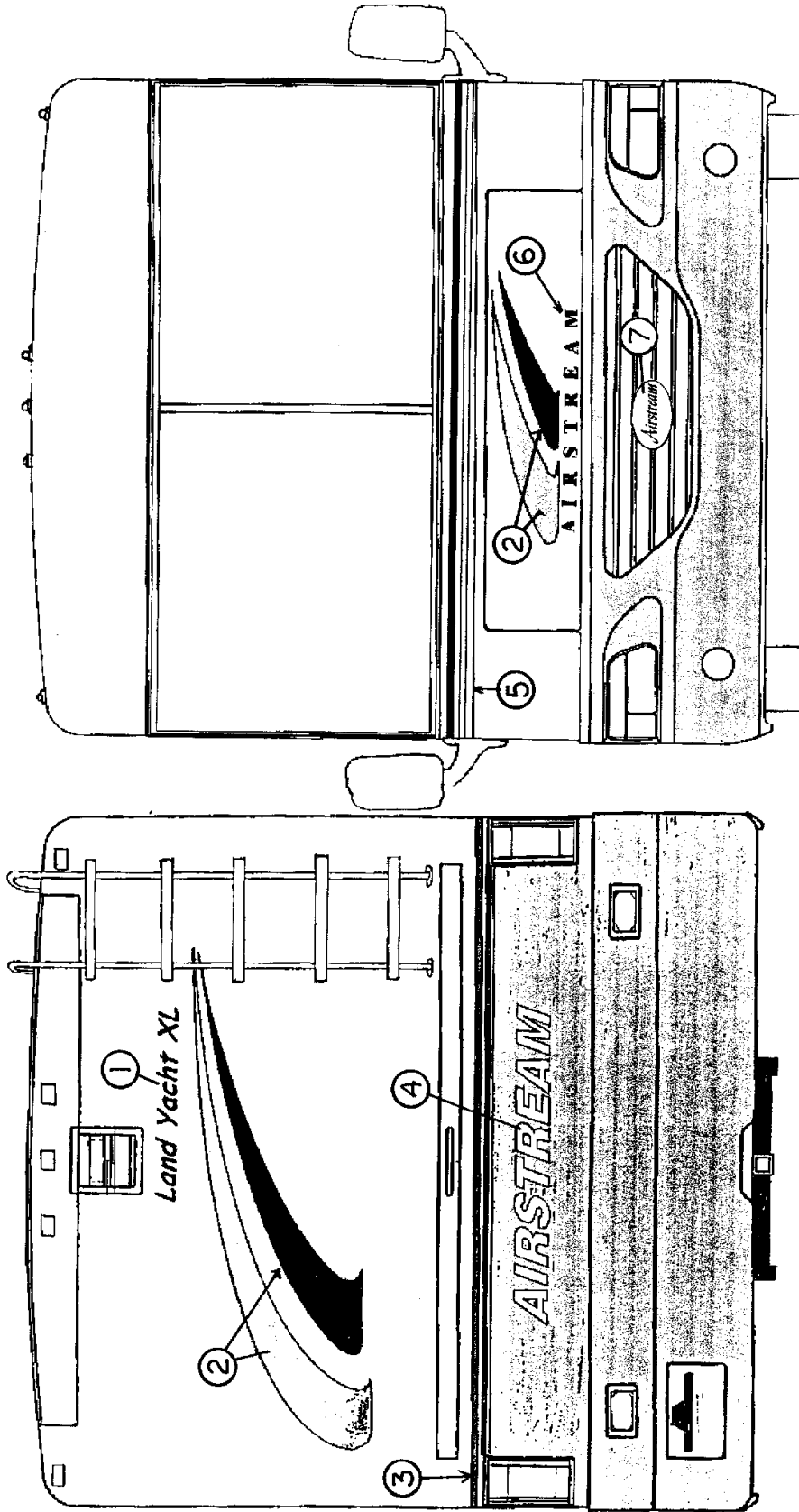
1999 350/355 XL LAND YACHT

DASH



- 1) 203176 Dash, main, vinyl wrapped
 - 2) 203193 Glove box module, wrapped
 - 3) 203189 Door, glove box w/latch
 - 4) 203177 Trim ring, TV, vinyl wrapped
 - 5) 203178 Trim ring, instrument panel
 - 6) 203200 Panel, dash cluster, burl
- 203197 Cover, top, steering column(not shown)

1999 350/355 XL LAND YACHT



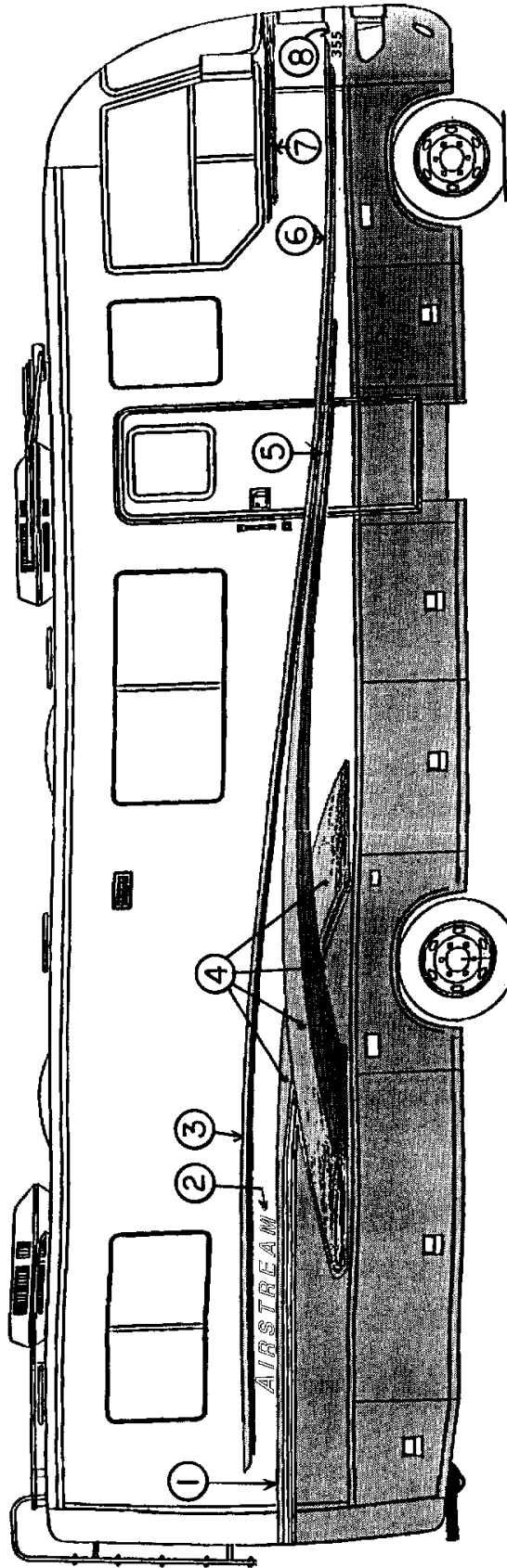
1999 350/355 XL LAND YACHT

DECALS FRONT AND REAR

- 1) 386026-01 Decal, logo, "Land Yacht XL"
- 2) 386023-01 Decal, front & rear graphic
- 3) 386031-01 Decal, stripe, rear, gold/blue
- 4)* NOT DECAL-----part of paint scheme
- 5) 386028-01 Decal, stripe, front, blue/green
- 6) 386025-01 Decal, logo, "Airstream"
- 7) 386037 Decal, logo, "Airstream", oval
- 7a) 386035 Casting, oval, grill icon

*Paint color codes are provided with each unit and are also kept on record in the Airstream sales department.

1999 350/355 XL LAND YACHT



1999 350/355 XL LAND YACHT

DECALS

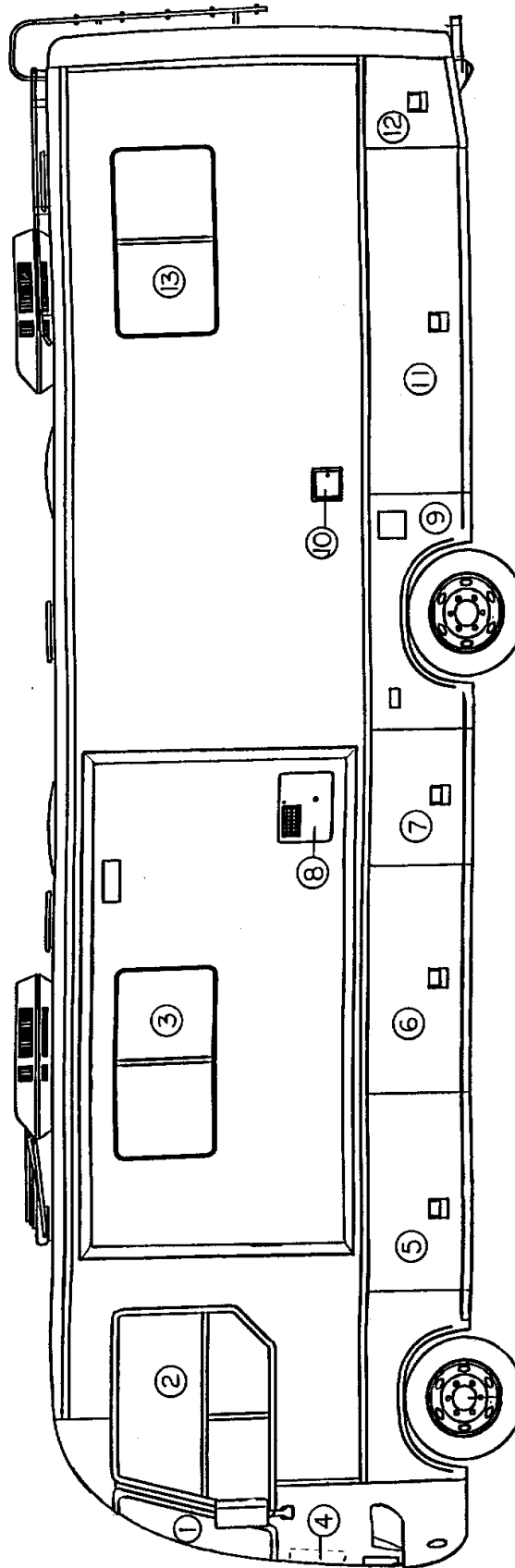
- | | |
|---------------|--------------------------------------|
| 1) 386031-01 | Decal, stripe, rear, gold/blue |
| 2) 386036-01 | Decal, logo. "Airstream" |
| 3) 386032-01 | Decal, stripe, side sweep, gold/blue |
| 4) 386020-02 | Decal, main graphic, CS |
| 4a) 386020-01 | Decal, main graphic, RS |
| 5) 386021-02 | Decal, forward graphic, CS |
| 5a) 386021-01 | Decal, forward graphic, RS |
| 6) 386030-01 | Decal stripe, side, gold/green |
| 7) 386028-01 | Decal stripe, front, blue/green |
| 8) 386027-01 | Decal, unit description, "355" |
| 8a) 386027-02 | Decal, unit description, "350" |

Note: Paint information is provided with each motorhome. A record of this is also kept in the Airstream Sales Dept.

DECAL/INTERIOR

- | | |
|--------|---|
| 386033 | Decal, logo, Land Yacht XL, 7 1/2" Gold |
| 396034 | Decal, logo, Airstream, 7 1/2", Gold |

1999 350/355 XL LAND YACHT



1999 350/355 XL LAND YACHT

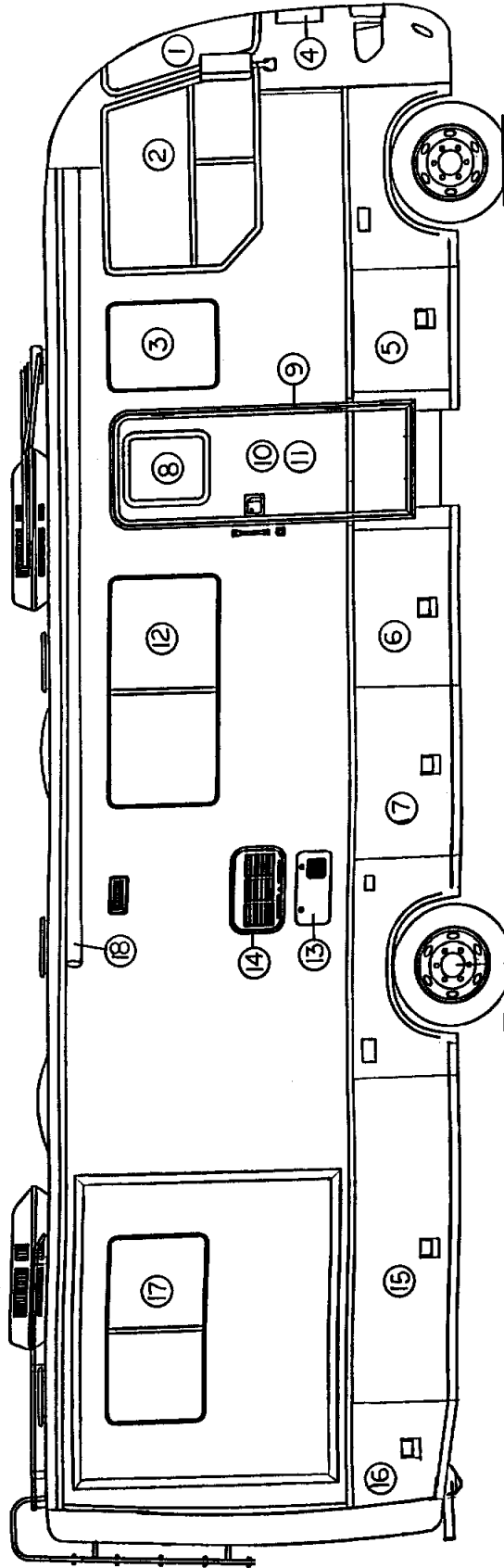
DOORS/WINDOWS-RS

- | | |
|---------------|--|
| 1) 371369 | Windshield, RS |
| 2) 371365-01 | Cab window, RS |
| 3) 371366-25 | Window, RS horizontal slide, 22 x 43" |
| 4) 203173 | Hood, fiberglass, white |
| 5) 921189 | Compartment door, 61.38" |
| 6) 921189 | Compartment door, 61.38" |
| 7) 921188 | Compartment door, 51.50" |
| 8) 690259-05 | Access door, water heater |
| 8a) 690259-06 | Flange, mounting, water heater |
| 9) 381641 | Door, fuel fill |
| 10) 921178 | Water fill, potable water |
| 11) 921184 | Compartment door, 63.88" |
| 12) 921186 | Compartment door, 34.00" |
| 13) 371366-24 | Window, RS, horiz. slide, egress, 26 x 43" |

NOT SHOWN:

- | | |
|-----------|----------------------------------|
| 702949-03 | Cover, galley slide out, Dometic |
| 702949-01 | Hardware, galley slide out cover |

1999 350/355 XL LAND YACHT



1999 350/355 XL LAND YACHT

DOORS/WINDOWS

CURBSIDE

- | | |
|----------------|--|
| 1) 371370 | Windshield, CS |
| 2) 371365-02 | Cab window, CS |
| 3) 371366-26 | Window, vertical slide, 26.0 x 21.50" |
| 4) 203173 | Hood, fiber glass, white |
| 5) 921185 | Compartment door, 31.0" |
| 6) 921183 | Compartment door, 51.5" |
| 7) 921183 | Compartment door, 51.5" |
| 8) 371366-01 | Window, stationary, 19.25 x 23.25 |
| 9) 922500 | Jamb, main door |
| 10) 110581 | Main door assembly |
| 11) 922503 | Screen door |
| 12) 371366-23 | Window, horizontal slide, 26 x 43" |
| 13) 690274-05 | Door, Hydroflame, exterior |
| 14) 690340-03 | Refrigerator door, flush mount |
| 15) 921184 | Compartment door, 63.88" |
| 16) 921187 | Compartment door, 34.0" |
| 17) 371366-23 | Window, horizontal slide, 26 x 43.0" |
| 18) 702679-34 | Awning, patio, 17', Sapphire Blue |
| 18a) 702679-11 | Hardware, patio awning, tall, satin finish |

NOT SHOWN:

- | | |
|-----------|-----------------------------------|
| 702949-02 | Cover, bedroom slide out, Dometic |
| 702949-01 | Hardware, bedroom slide out cover |

1999 350/355 XL LAND YACHT

DRAPES/BLINDS/VALANCES

964117-01	Valance, galley 29' w/26.25 leg
964730-02	Shadow box assy., bedroom area
964731-01	Shadow box assy., lounge CS,
964732-02	Shadow box assy., lounge, RS
964730-01	Shadow box assy., dinette/lounge area
702383-26	Shade, pleated, day/night, 61.25 x 27", E-Z Lift
702968-26	Shade, pleated, day/night, 61.25 x 27", Ascot
702951	Windshield wrap curtain w/track & strap

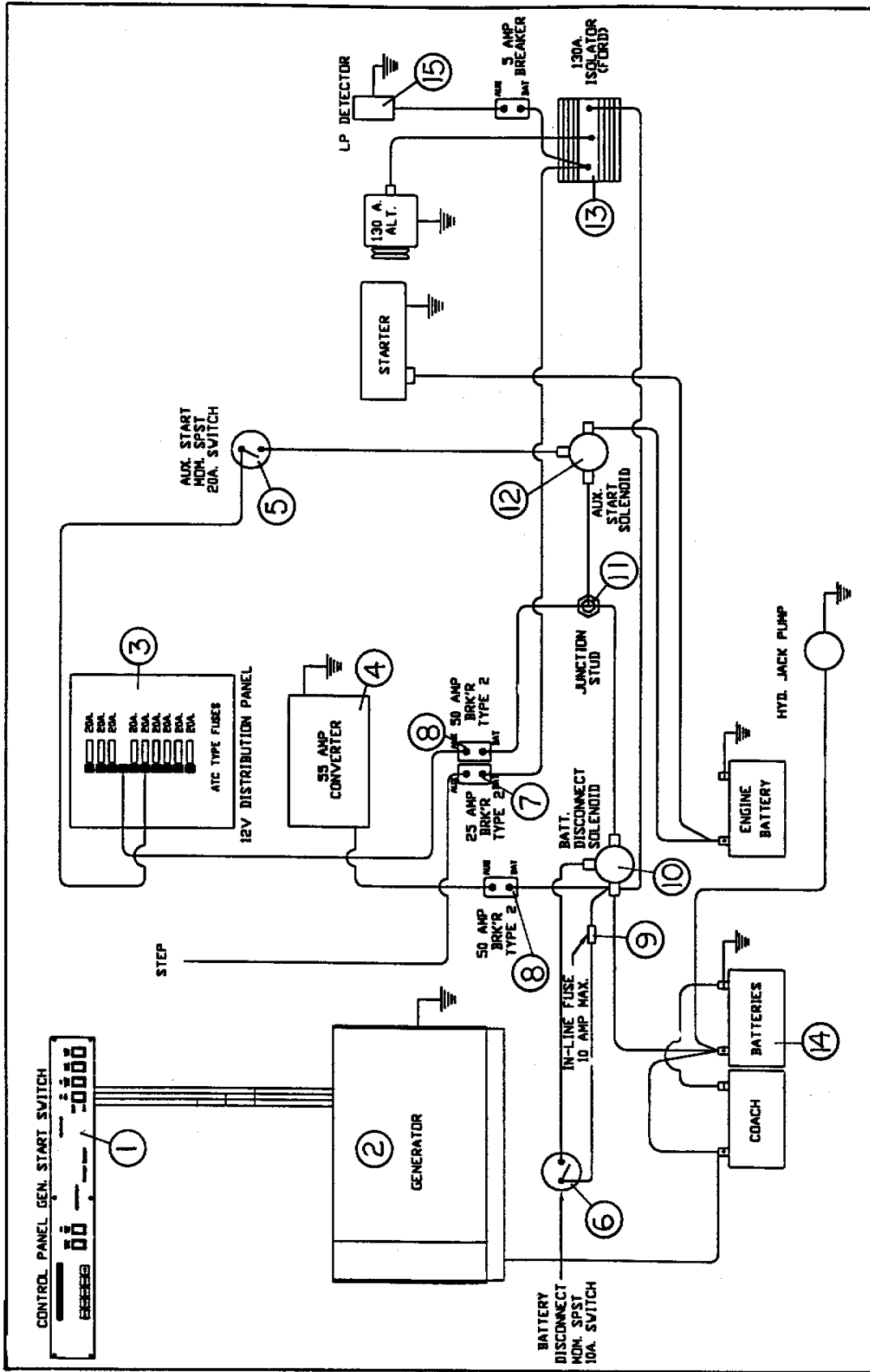
1999 350/355 XL LAND YACHT

ELECTRICAL

110 VOLT

510634	Power cord, 36ft.
511426	Converter, electronic, 55 amp
511336	Breaker box, Square D, 30amp
510633	Breaker, 30 amp
510662	Breaker, double pole, 20/20
510661	Breaker, 20 amp, GFI
511444	Transfer switch, 2-30 amp
510606	Priority switch and box-front/rear air conditioner
500563	Receptacle, 15 amp, ivory
511451-02	Receptacle, 20amp, single, brown
511451-01	Receptacle, 20 amp, single, white
510888-05	Outlet w/cover, white, GFI
500785	Outlet, duplex, brown
510676-01	Outlet, exterior, gray
511023	Tester, circuit analyzer(loose item)
511278	Lock out, 110 volt disconnect, front TV

1999 350/355 XL LAND YACHT



1999 350/355 XL LAND YACHT

*ELECTRICAL 12 VOLT-CHASSIS

- | | |
|---------------|---|
| 1) 511446 | Monitor panel |
| 2) 511038 | Generator, Onan Marquis, 6.5 LP |
| 3) 511016 | Fuse block, 12 volt, 9 position, ATC type |
| 4) 511426 | Converter, electronic, 55 amp |
| 5) 510929-02 | Switch, auxiliary start, momentary, SPST |
| 6) 962203 | Battery disconnect switch (part of four gang switch cluster at main door) |
| 7) 510947-25 | Breaker, 12 volt DC, 30 amp, w/ears |
| 8) 510947-50 | Breaker, 12 volt DC, 50 amp |
| 9) 510696 | Fuse holder, in-line |
| 10) 511351 | Solenoid, latching, cont. duty, kill switch |
| 11) 511090 | Junction block, stud type |
| 12) 511199 | Solenoid, continuous duty, aux. start |
| 13) 510642-01 | Isolator, 130 amp |
| 14) 511132 | Battery, deep cycle |
| 15) 511309 | Detector, LPG |

*see ENTERTAINMENT section for radio, VCR, TV, antennas etc.

1999 350/355 XL LAND YACHT

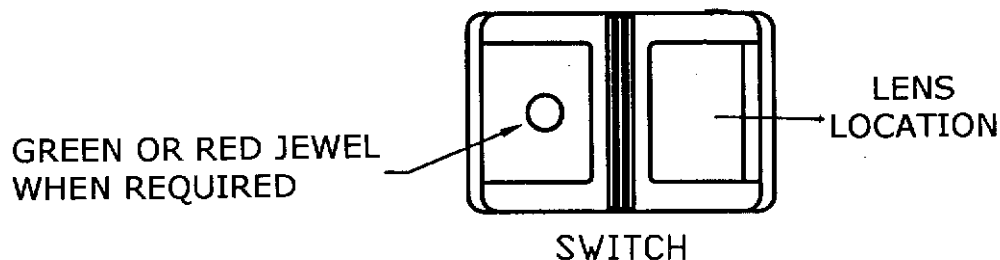
ELECTRICAL

12 VOLT-GENERAL

511132	Battery, deep cycle
511016	Fuse block, 12 volt, 9 position, ATC type
510947-20	Breaker, 12 volt, automatic, type II-20amp
510947-30	Breaker, 12 volt, automatic, type II-30amp
510947-50	Breaker, 12 volt, automatic, type II-50amp
510947-25	Breaker, 12 volt, automatic, type II-25amp
510947-05	Breaker, 12 volt, automatic, type II-5amp
500475-50	Breaker, 12 volt, 50amp w/mounting ears
500475-30	Breaker, 12 volt, 30amp w/mounting ears
500475-05	Breaker, 12 volt, 5amp, w/mounting ears
511392	Fuse holder, 15amp, in-line
510328	AGC fuse , 10amp
500773-01	ATC fuse, 1amp(LP detector)
510596	Cigarette lighter
510807	Outlet, 12 volt, lighter receptacle
511276	Cover, 12 volt outlet, black

1999 350/355 XL LAND YACHT

12VOLT-DASH SWITCH & LENS



510929-04	Switch, rear heat
510929-06	Switch, TV speaker, SPST
510929-02	Switch, auxiliary start, ICC blink, momentary, SPST
510929-08	Switch, rear camera, momentary, DPDT
510929-05	Switch, driving light, aisle light, defrost fan, on-off, SPST
510929-07	Switch, docking light, inverter, on-off with red indicator light, SPST
511305-10	Switch, remote exterior mirror
510930-01	Lens, ICC blink
510930-02	Lens, door lock
510930-06	Lens, aisle light
510930-33	Lens, auxiliary start
510930-25	Lens, rear camera
510930-07	Lens, docking light
510930-31	Lens, TV speaker
510930-35	Lens, defrost fan
510930-29	Lens, map light
510930-04	Lens, rear heat

1999 350/355 XL LAND YACHT

12 VOLT-INTERIOR SWITCHES

511327	Switch body w/rocker, single
511328	Switch cover, printed white
511445	Switch, closet light, white
510868	Switch, 4 gang, bezel
500933	Switch , water heater
511040	Switch, door, momentary, normally on
962203	Switch cluster, main door
511078	Switch body, illuminated
511083-02	Cover, switch, 3&4 gang
511445	Switch, closet light white
520316	Switch, remote, slide out

12 VOLT-INTERIOR LIGHTS

500960-02	Light, fluorescent, recessed, 20.63"
680085	Bulb, fluorescent, #F8T5-CW
500960-01	Light, fluorescent, recessed, 14.75"
680084	Bulb, fluorescent, #F8T5-CW
511298	Wall lamp, 12 volt, rectangular
511298-02	Shade, wall lamp, rectangular
510689	Bulb, incandescent, #1076
511467-01	Wall lamp, swing arm, brass
511467-02	Lamp shade, round
510689	Bulb, incandescent, #1076

1999 350/355 XL LAND YACHT

ELECTRICAL

12 VOLT-INTERIOR LIGHTS

511248 50085-02	Light, incandescent single, square Bulb incandescent, #1141
500842 680084	Light, fluorescent, 12 x 5.5 x 1" Bulb, fluorescent, F8T5-CW
511422	Light, map, halogen, white Bulb, 12 volt, JC-10 (reference only)
511422-01	Light, map, halogen, black Bulb, 12 volt, JC-10 (reference only)
511410 50085-02	Light, shower, incandescent Bulb, incandescent, #1141
511417 510689	Wall light, Demi-sconce, slide out Bulb, incandescent, #1076
511454 680085	Light, fluorescent, 15,watt Bulb, fluorescent, F15T8-CW

1999 350/355 XL LAND YACHT

ELECTRICAL

12 VOLT-EXTERIOR LIGHTS

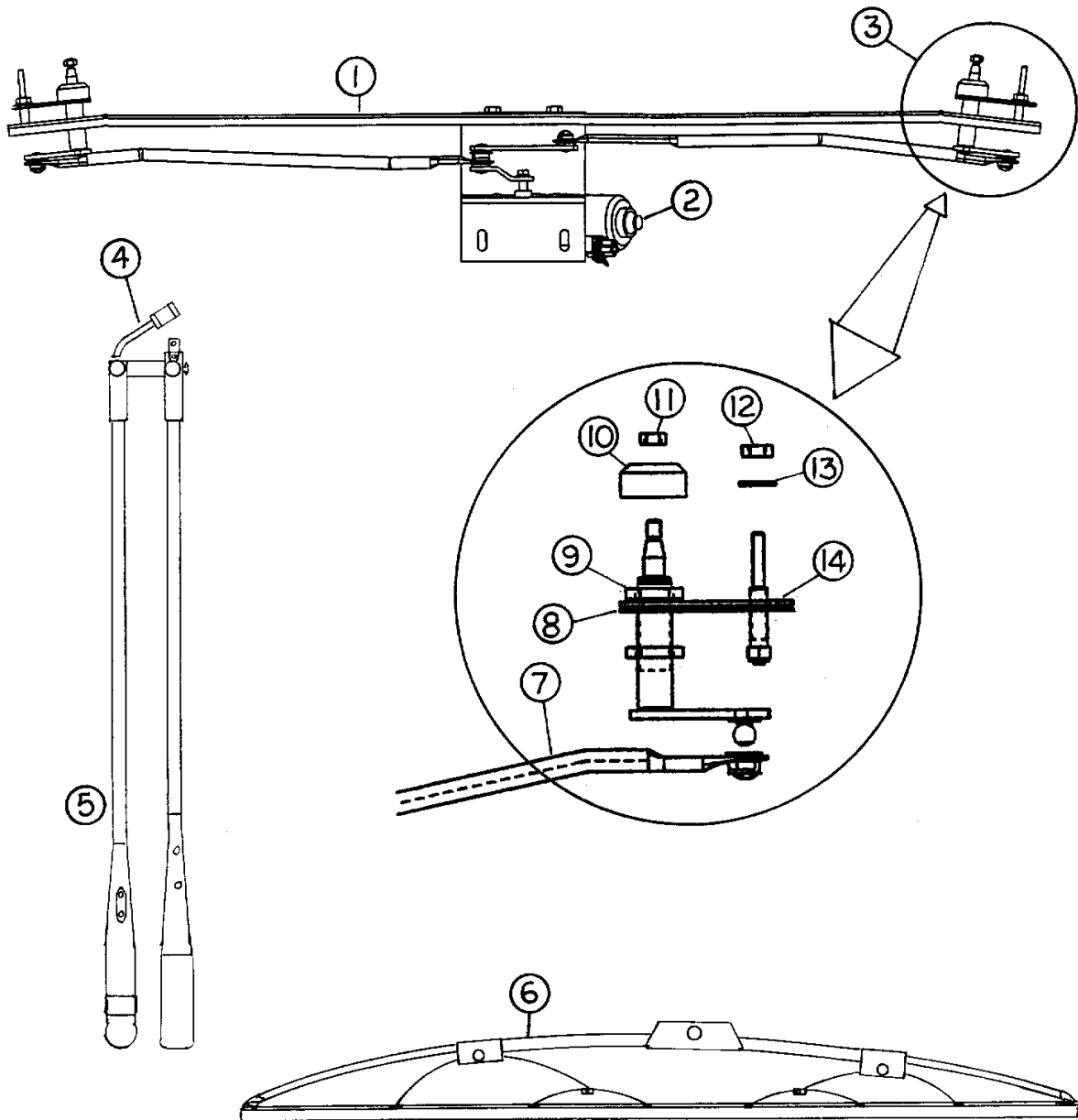
511163	Light, compartment
510672-02	Porch light, white (high on side of unit)
510732	Utility light#1327 (by door)
511101-01	Light, docking, halogen, chrome bezel
201991	Housing, docking light
511401-01	Light, tail lamp, LH
511401-02	Light, tail lamp, RH
511154-02	Light strip, 3rd brake light, 1"x10"
510984-01	Light, clearance, red
511407	Light, license plate w/holder
511400	Light, front top marker, tear drop, amber
511397-02	Head light, RH
511397-01	Head light, LH
511402	Socket and pigtail, headlight
511406	Socket, front turn and parking light
511408	Socket, side marker w/194NA bulb
511250-02	Light, side marker, amber
511398-01	Park lamp, LH
511398-02	Park lamp, RH
511438	Driving light, round

1999 350/355 XL LAND YACHT

12 VOLT-MISC. EQUIPMENT

511305-05	Mirrors, exterior, Velvac w/remote, heated, pr.
511305-10	Switch, remote, heated mirrors
511446	Monitor panel
511162-01	Keyless entry w/remote(opt)
511162-02	Transmitter, 4 channel
510802-01	Actuator, door lock, 5 wire
511141	Solar panel, 5 watt
511413	Light, solar panel
510781	Detector, smoke
511309	Detector, LPG
511343	Detector, carbon monoxide

1999 350/355 XL LAND YACHT



1999 350/355 XL LAND YACHT

ELECTRICAL

WINDSHIELD WIPER

- | | |
|----------------|--------------------------------|
| 1) 511440 | Windshield wiper assy, XL |
| 2) 511419-100 | Wiper motor, Ford/Freightliner |
| *3) 511440-102 | Pivot and link assembly, Trico |
| 4) 511419-103 | Washer jet and tubing, Trico |
| 5) 511419-104 | Pantograph arm assembly, Trico |
| 6) 511419-105 | Blade assembly, 28", Trico |

*The following parts make up the pivot and link assembly

--For reference only--

- 7) Link
- 8) Oval rubber gasket
- 9) Nut, 1 1/8"
- 10) Rain shield
- 11) Nut, arm retainer -8mm
- 12) Nut, swivel retainer -10mm
- 13) Washer
- 14) Oval face plate

1999 350/355 XL LAND YACHT

ENTERTAINMENT

510788-01	Antenna, TV, Winegard
510788-03	Amplifier, TV antenna
500976	Outlet, TV jack
500996	Jack, TV/phone, gray
511375-01	Jack, modular telephone, ivory
500994	Antenna, radio
511458	Antenna, side mount, CB
690412	TV, Sony, 20"
203177	Trim ring, TV , front
511373-01	Theatre sound system, 2-18 watt amplifiers (puts TV through front speakers)
511383-01	Radio w/CD player CDX-C480
511048	Speaker, Coustic, #HS-402
511048-01	Speaker, Coustic, white
511385-02	Amplifier module, Theater sound system
511385-03	Cube speakers w/bracket, black
511385-04	Speaker, 6"x9", Theater sound
511385-05	Grill, for 6"x9" speaker
500974	Speaker/headphone system, opt.
500975	Headphones, lightweight, opt.
511423	Plug-earphone, opt.
511385	Mobile theater sound system, Sony, opt.
511383-02	Remote control, Sony, wireless, opt.
511191	CD changer, 10 disc, Sony CDX-715, opt.
511310	Video control center
114909-01	Bracket, TV mount, bedroom, RH
114909-02	Bracket, TV mount, bedroom, LH
381644	Swivel, TV
381664-02	Strap, safety, 1"black
381664-01	Thumb lock, safety strap, black

1999 350/355 XL LAND YACHT

ENTERTAINMENT

510918-01	Monitor, Sony Watchman
510929-08	Switch, momentary, rear camera
511044-03	Actuator, two position, rear camera
203181	Cover, back up monitor

1999 350/355 XL LAND YACHT

SECTION III

F through H

FASTENERS (common fasteners available locally are not listed)

Rivets	III-1
Screws	III-3

FLOOR COVERING

Carpet.....	III-4
Hardwood flooring.....	III-4
Tile	III-4
Mats	III-4

FURNITURE


Interior doors	III-5
Mirrors	III-6
Drawer face	III-6
Drawer box	III-6
Bedroom furniture w/slide	III-7
Bath area	III-9
Galley, slide out.....	III-10
Cab and lounge, slide out.....	III-12

HARDWARE


Exterior locks	III-14
Main door/screen door	III-14
Exterior lower compartment	III-17
Slide out room.....	III-19
Awning hardware	III-21
Interior hardware.....	III-22

1999 350/355 XL LAND YACHT

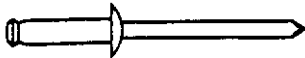
*FASTENERS



330126-02
rivet, pop
dia. 1/8 "
grip range .126-.187
stainless steel body
stainless steel mandrel



330126-03
rivet, pop
dia. 1/8 "
grip range .126-.250
stainless steel body
stainless steel mandrel



330136-04
rivet, pop
dia. 1/8 "
grip range .313-.375
stainless steel body
stainless steel mandrel



330031-03
rivet, pop
dia. 3/16 "
grip range .125-.250
stainless steel body
stainless steel mandrel



330031-03
rivet, pop
dia. 3/16 "
grip range .126-.250
stainless steel body
steel mandrel

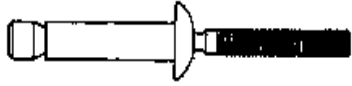


320108-01
rivet, bulb tite, w/washer
dia. 3/16 "
grip range .050-.187
aluminum body
aluminum mandrel

*Common bolts and screws readily available at local hardware outlets have not been listed.

1999 350/355 XL LAND YACHT

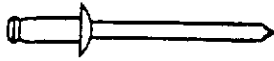
*FASTENERS



330139-02
dia. 1/4"
grip range .350-.625
stainless steel body
stainless steel mandrel



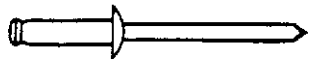
330139-01
dia. 1/4"
grip range .080-.375
stainless steel body
stainless steel mandrel




330127-03
dia. 1/8"
grip range .063-.125
aluminum body
aluminum mandrel



300101
1/8" I.D.
washer, aluminum



330127-05
dia. 1/8"
grip range .251-.312
aluminum body
aluminum mandrel



330137
dia. 1/8"
grip range .039-.189
aluminum body
steel mandrel

*Common bolts and screws available at local hardware outlets have not been listed.

1999 350/355 XL LAND YACHT

*FASTENERS



320122

screw, pan head, Phillips
black
#4 x 1/8" (glove box tray)



320114-04

screw wood oval head, Phillips
antique brass
#5 x 1/2"




320114-05

screw wood, oval head, Phillips
antique brass
#5x5/8"



320115-06

screw wood, flat head, Phillips
stainless steel
#6x1.00"



320124-06

screw, flathead, Phillips
stainless w/white head

*Common bolts and screws readily available at local hardware
outlets have not been listed.

1999 350/355 XL LAND YACHT

FLOOR COVERING

702793-02	*Carpet, Regal/Nautical Blue 96" wide
700173	Carpet padding
381346	Floor mats
702903-08	Schulter strip
701538	Carpet, Velour gray, storage compartments
201709-02	Extrusion, trim molding, black, baggage com.
702550	Matt, entrance, step well
702549	Matt, entrance, w/Airstream logo
702812-02	Step, tread, round, black
702893	Step tread, smooth rubber
702963	Vinyl, embossed, threshold, 1.75" wide
801115	Flooring, white oak 3/8"
800639-02	Adhesive, oak plank
360216	Acrylic latex caulk, brown
114724	Trim, carpet, Z bar

*See sample chart provided to your sales department, for more carpet and upholstery part numbers.

1999 350/355 XL LAND YACHT

FURNITURE DOORS-INTERIOR

800597-57	Door, raised panel	9.00 x 16.25
800597-01	Door, raised panel	10.50 x 22.00
800597-12	Door, raised panel	10.50 x 26.25
800597-54	Door, raised panel	10.75 x 14.50
800597-59	Door, raised panel	11.50 x 18.50
800597-27	Door, raised panel	11.50 x 25.0
800597-06	Door, raised panel	12.25 x 16.00
800597-73	Door, raised panel	13.25 x 11.00
800597-44	Door, raised panel	13.75 x 29.75
800597-52	Door, raised panel	18.00 x 29.50
801157-12	Door, raised panel, smooth	11.25 x 31.00

MISCELLANEOUS DOORS

801225-01	Door panel, refrigerator, upper, oak
801225-03	Door panel, refrigerator, lower, oak
964689	Bath door, hinged
964695	Door, aft bath slider 32 x 71"
964694	Door, forward bath slider 28.5 x 71"
702941	Shower door, gold, Aqua glass
800881-14	Door louvered, oak, 33.5 x 12.00
371374-01	Glass, tinted, 9.88 x 21.57, front roof locker
371375-01	Glass, tinted, 8.38 x 20.93, front roof locker

1999 350/355 XL LAND YACHT

FURNITURE

MIRRORS

		(Inches)
372210-12	Mirror, beveled four sides	6.00 x 22.00
372210-13	Mirror, beveled four sides	6.00 x 41.50
372210-03	Mirror, beveled four sides	8.88 x 39.13
372211-04	Mirror beveled three sides	11.00 x 16.75
372203-19	Mirror, safety glass	11.13 x 22.50
372203-13	Mirror, safety glass	16.25 x 29.00
372262-67	Mirror, safety glass	20.00 x 27.50
372262-66	Mirror, safety glass	31.00 x 66.88

DRAWER FACES

800599-58	Drawer face	4.75 x 21.50
800599-40	Drawer face	7.00 x 10.25
800599-38	Drawer face	7.00 x 21.50
800599-63	Drawer face (pantry)	7.75 x 60.75
800599-23	Drawer face	8.00 x 21.50
800156-10	Drawer face, smooth	7.00 x 21.50

DRAWER BOXES

962821-25	Drawer box	2.88 x 19.50 x 14.00
962821-60	Drawer box	5.00 x 8.50 x 18.00
962821-62	Drawer box	5.00 x 11.75 x 22.00
962821-12	Drawer box	5.00 x 12.25 x 22.00
962821-08	Drawer box	5.00 x 14.00 x 19.50
962821-07	Drawer box	5.00 x 19.5 x 18.00
964008	Lounge drawer box	

1999 350/355 XL LAND YACHT

FURNITURE

REAR BEDROOM W/SLIDE OUT

964712	Night stand assembly, LH
964664	Face frame, LH night stand
964710	Top, LH night stand
964713	Night stand assembly, RH
964664	Face frame, RH night stand
964711	Top, RH night stand
964680	Bed assembly
964719	Top, bed assembly
964285	Headboard, 60"
381067-09	Spring, gas prop, 90#
381262	Bracket, prop w/ball, angle
381263	Bracket, prop w/ball, straight
381085	Clip, retaining, gas prop
964682	TV cabinet assembly
964640	Face frame, rear TV cabinet
964692	Top, rear TV cabinet
964683	Breaker box cabinet (upper rear corner)
964641-01	Face frame, breaker box cabinet
964681	Wardrobe assembly, rear
964649	Face frame, rear wardrobe
381643	Sliding door, rear wardrobe

(continued)

1999 350/355 XL LAND YACHT

FURNITURE

REAR BEDROOM W/SLIDE OUT

*964724	Corner make-up cabinet
964722	Face frame, corner make-up cabinet
962666	Top, rear make-up cabinet
964071	Corner mirror assembly
964691	Control panel assembly
** 964723	Face frame, corner cabinet, overhead
964749-01	Face frame, TV cabinet, bedroom
964749-02	Face frame, TV cabinet, bedroom
964755	Face frame, bedroom credenza, RH
964758	Face frame, bedroom credenza, LH
964756	Credenza assembly, bedroom
964757	Top, bedroom assembly
964750-01	TV cabinet assembly, bedroom, "S"
964750-02	TV cabinet assembly, bedroom, "B"

*The first five parts listed on this page were used on motor homes 800500 through 800511

**Parts listed after this point were used on motorhome 800512 and thereafter.

1999 350/355 XL LAND YACHT

FURNITURE

BATH AREA

964667	Roof locker, lavatory
964659	Face frame, lavatory roof locker
964660	Lavy cabinet assembly
964647	Face frame, lavy cabinet
964674-01	Lavy top
964666	Linen cabinet
964650	Face frame, linen cabinet
964665	Medicine cabinet
964648	Face frame, medicine cabinet
964689	Bath door, hinged
964652	Jamb, angled, bath door
961410-01	Jamb, bath door
964686	Header, bath door
381660	Dome plug, 3", black-clean out access
203180-01	Shower stall--reference only - repair in place

*Bath fixtures may be found in hardware--if connected to drains or water look in plumbing.

1999 350/355 XL LAND YACHT

GALLEY AREA/SLIDE OUT

964670	Galley assembly, cook top section
964644	Face frame, galley cook top section
964672	Galley assembly, drawer module
964646	Face frame, galley drawer module
964669	Galley assembly, sink section
964643	Face frame, galley sink section
964673-01	Top, galley, Corian
964383-01	Range covers
601633-06	Sink, porcelain 18 x 32
964411-01	Sink cover, RH
964410-01	Sink cover, LH
964700-01	Corner close-out, Corian
964679	Wall cabinet, above galley
964663	Face frame, galley wall cabinet
964678	Roof locker, galley, over sink
964662	Face frame, galley roof locker
964677	Roof locker, galley, RH
964661	Face frame, RH galley roof locker
961836	Magazine rack, galley side
963990	Magazine rack, dinette side
963991	Spice rack
702952	Close out blind (conceals back of galley slide out when in closed position)

(continued)

1999 350/355 XL LAND YACHT

FURNITURE

GALLEY AREA/SLIDE OUT

964668	Refrigerator cabinet assembly
964642	Face frame, refrigerator cabinet
922509	Refrigerator stand
381551-01	Pantry rack
381551-02	Wire basket, 4" white
964704-01	Dinette seat sub assembly, RH
964537	Back, upholstered RH dinette seat
964703-01	Dinette seat sub assembly, LH
964706	Dinette back sub assembly, LH
964707	Upholstered back, LH dinette seat
801247	Table top, dinette, angle cut, Resistovar
962117-03	Leg, dinette table, hardwood, 30.5"
964675	Dinette roof locker
964638	Face frame, dinette roof locker

1999 350/355 XL LAND YACHT
FURNITURE
CAB AND LOUNGE W/SLIDE OUT

964718 Roof locker, front(above windshield)
964715 Face frame, front roof locker

702897-01 Driver seat, power
702898-01 Passenger seat, non power

*702796-318 Swivel chair, Blue Bayou
452277-01 Pedestal, swivel chair
452277-02 Plate, pedestal

*702800-318 Sofa, jackknife, 68", Blue Bayou

963507-02 Close out, upper cab, RS
963507-01 Close out, upper cab, CS

381515-05 Visor, front windshield

203112-01 Cover, A-post, RS
203112-02 Cover, A-post, CS
203040 Cover, center windshield post

*Note: Changing the dash number changes the color.

248= Vintage Leaf

258= South Beach

318=Blue Bayou-399= Roman Sands

1999 350/355 XL LAND YACHT

FURNITURE

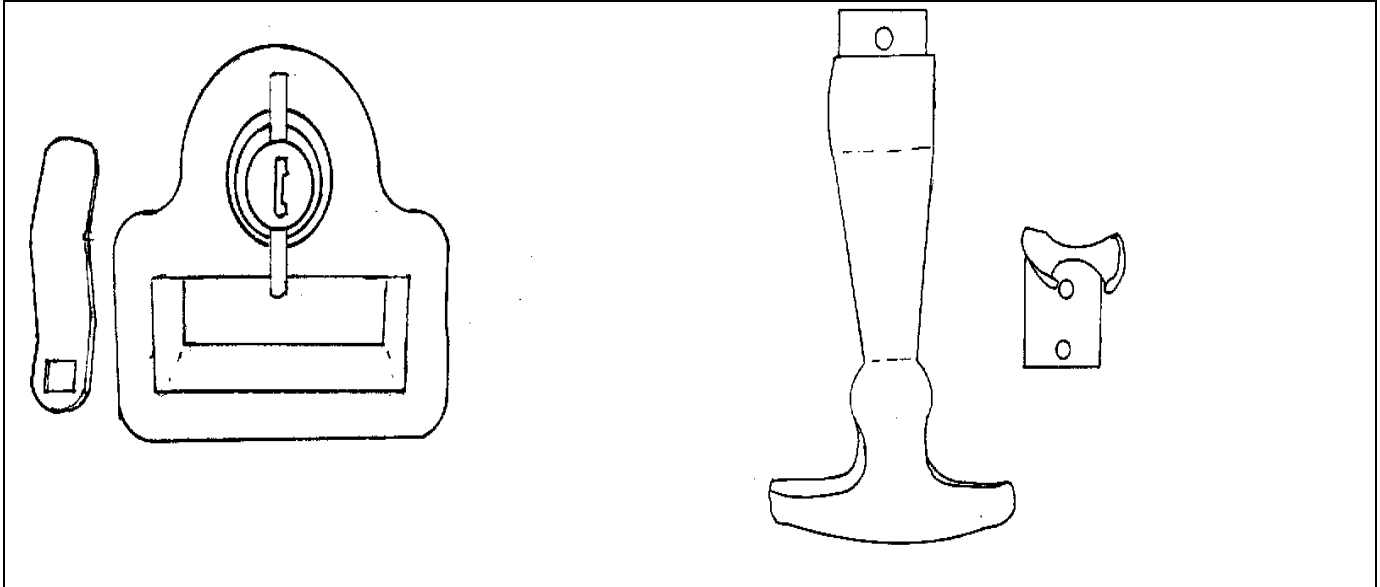
CAB and LOUNGE W/SLIDE OUT

964546-01	Arm rest assembly, RS
964547-01	Arm rest assembly, CS
200892	Cup holder, chrome plastic
963808	Header cabinet, main door
963809-01	Face frame, door header cabinet
800457	Dowel rod, oak, 1/2"
800577-13	Trim, decorative, 25.25
964676	Roof locker, lounge, CS
964639	Face frame, CS lounge roof locker
964196	Roof locker, lounge, RS, over sofa
964423	Face frame, RS lounge roof locker
964451-01	End cap, roof locker, LH
964451-02	End cap, roof locker, RH

1999 350/355 XL LAND YACHT

HARDWARE EXTERIOR-MAIN/SCREEN DOOR

TRIMARK main door lock



- | | |
|--------------|---------------------------|
| 1) 381521-01 | Outside lock housing |
| 2) 381521-02 | Inside lock plate |
| 3) 381284 | Striker bolt |
| 4) 381521-04 | Caged nut |
| 5) 381521-03 | Rotary latch |
| 381521-05 | Screws, inside lock plate |

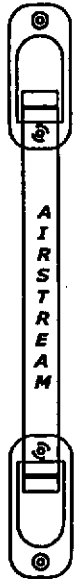
Dead bolt-Trimark

- | | |
|-----------|------------------------------------|
| 510802-01 | Actuator, door lock, 5-wire |
| 381323-01 | Dead bolt assembly |
| 452030 | Bolt, Trimark dead bolt |
| 381326 | Striker, 10007 w/Trimark dead bolt |
| 345321-12 | Screw, #8-32, flat head, black |
| 200772 | Pan, plastic, dead bolt, interior |

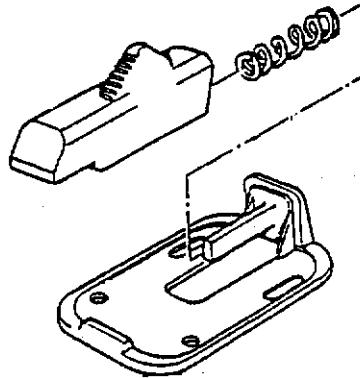
1999 350/355 XL LAND YACHT

HARDWARE

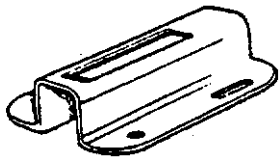
EXTERIOR-MAIN/SCREEN DOOR



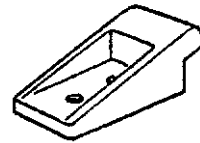
511370-03
Grab handle, embossed
"AIRSTREAM"



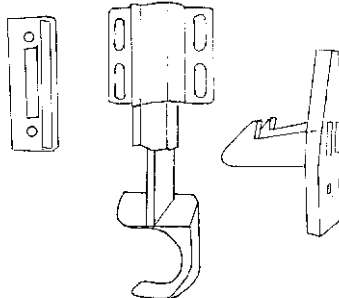
380291 Main door
hold back
(used w/housing #380290)



380290 Latch housing
main door hold-back



201056 Catch, main door
hold-back



381454 Latch, screen door, Bullet

1999 350/355 XL LAND YACHT

HARDWARE

EXTERIOR MAIN/SCREEN DOOR

381334	Hinge leaf, jamb, main door
381336	Hinge leaf, door, main
381377	Hinge leaf, screen door
385599-075	Bearing, sleeve, main door hinge
300118-01	Washer, nylon, main door hinge
310024	Hinge pin, .250 x 6.0"
203002	Cover, inner door lock
380004	Handle, with screw, screen door
203000	Close-out, screen door, plastic slide
380079	Screen, gray
200518	Spline, gray, screen door

WINDOW, SE-GI CO.

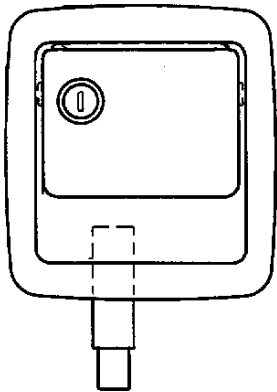
371366-100	Weep hole cover, SE-GI window
371366-101	Sweep latch, SE-GI window

HOOD

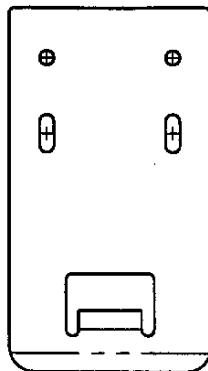
381638-01	Hood release kit
381638	Hinge, hood

1999 350/355 XL LAND YACHT HARDWARE

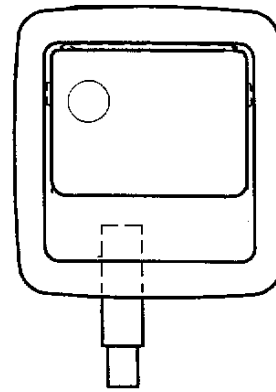
EXTERIOR-LOWER COMPARTMENT



381637-01
Latch, lower comp.
Locking



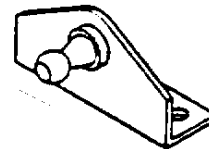
453707
Strike plate, comp.
latch



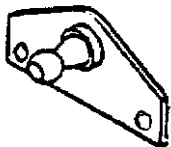
381637-02
Latch, lower comp.
non-locking



381569-02 Prop, gas spring, 60#
381569-04 Prop, gas spring, 20#



381262
Prop bracket w/ball,
angle, door mount



381263 Prop bracket w/ball
straight, jamb mount

LPG door only;


381659-01 Prop, 16" mech.
381659-02 Bracket, 16" prop
381659-03 Clip, 16" prop

(continued)

1999 350/355 XL LAND YACHT

HARDWARE


EXTERIOR-LOWER COMPARTMENT



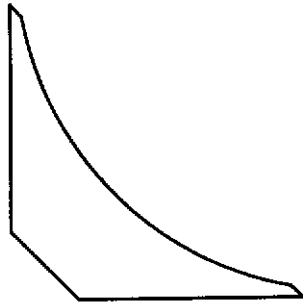
381650
Hinge, lower comp.
(used on short doors
below slide outs)




114864
Hinge, lower comp.
body side



114863
Hinge, lower comp
door side



203184 Corner trim
lower compartment
Black plastic



114869
Extrusion, threshold
lower compartment

1999 350/355 XL LAND YACHT

HARDWARE SLIDE OUT ROOM Bedroom

381646* Slide out system, Power Gear, bedroom

801216	Runner, bedroom roller
114885	Bracket, slide roller
381623	Roller, floor slide out
381592-02	Bar, travel lock, 20.0" bedroom
702949-02	Cover, bedroom slide out, Dometic
702949-01	Hardware slide out cover

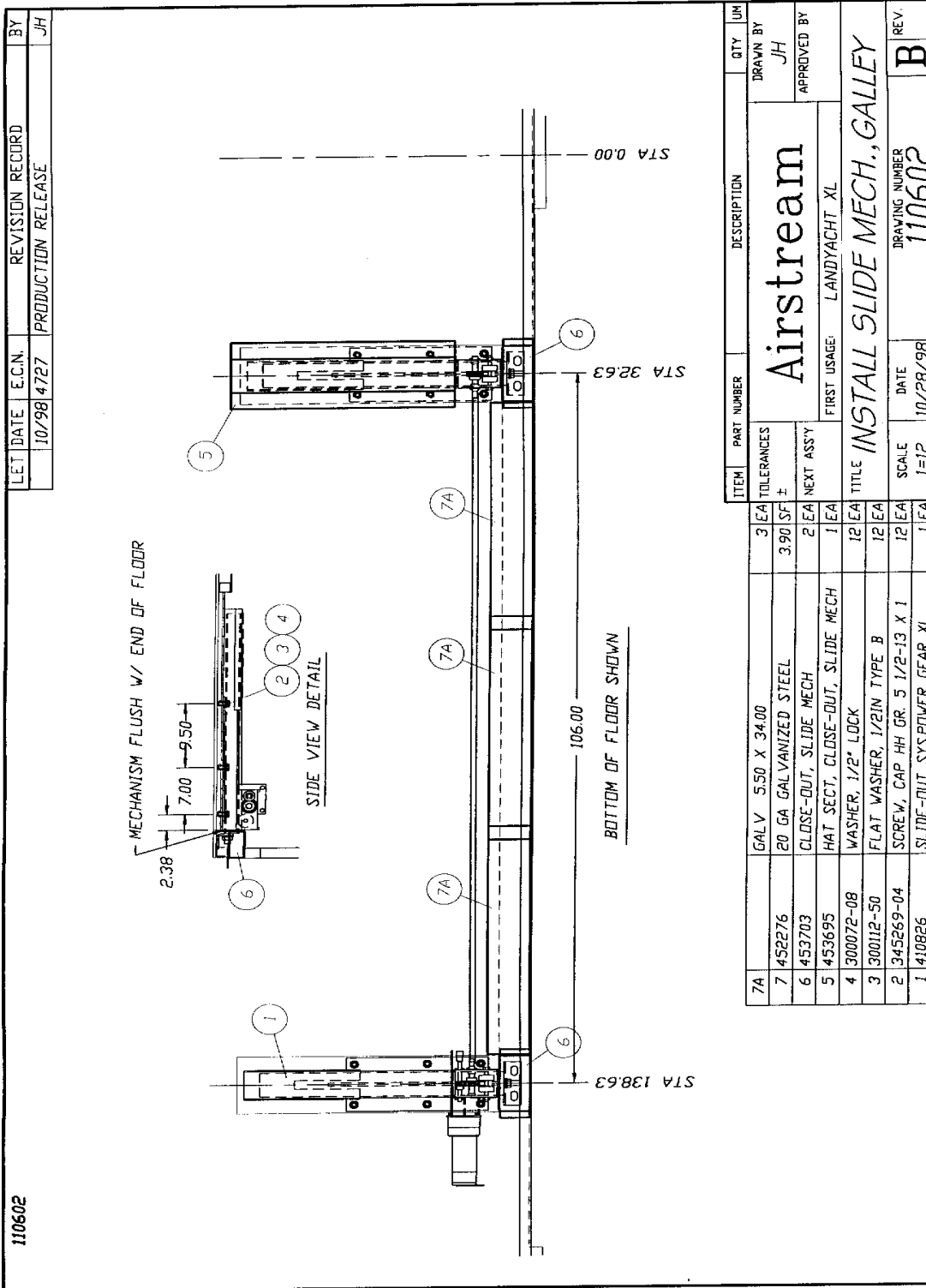
GALLEY

410826*	Slide out system, Power Gear, galley
381623	Roller, floor slide out
381592-01	Bar, travel lock, 10.25", adjustable, galley
702949-03	Cover, galley slide out, Dometic
702949-01	Hardware, slide out cover

*For reference only-Airstream does not stock Power
Gear parts.
Power Gear 800-334-4712

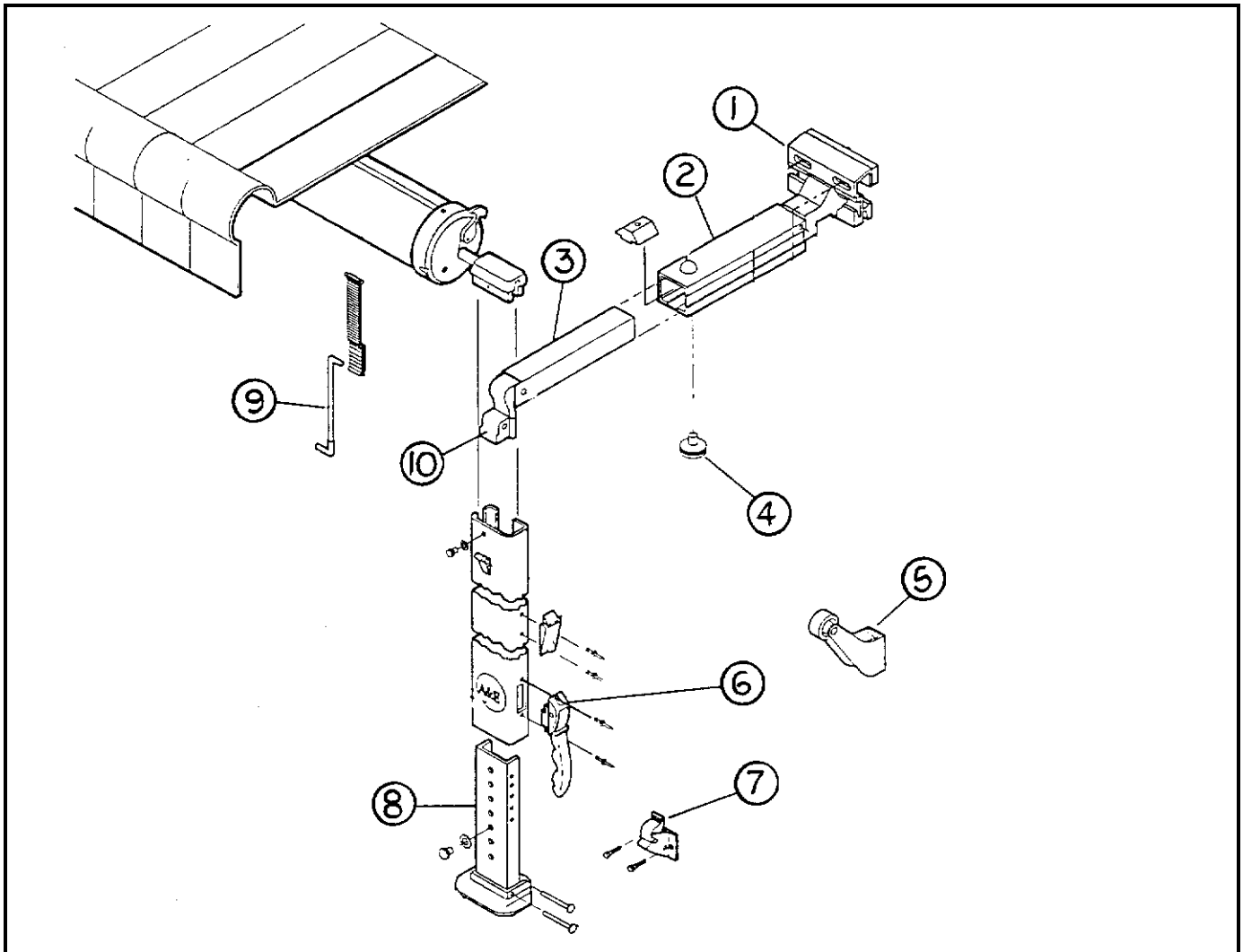
1999 350/355 XL LAND YACHT

HARDWARE GALLEY SLIDE MECHANISM



1999 350/355 XL LAND YACHT

HARDWARE-AWNING




- | | |
|----------------|--------------------------------------|
| 1) 702679-104 | Bracket top, A&E awning |
| 2) 702679-103 | Rafter, main, A&E awning |
| 3) 702679-105 | Secondary rafter, A&E awning |
| 4) 702679-106 | Knob, adjustment, 1 7/8" A&E awning |
| 5) 702679-109 | Door roller, A&E awning |
| 6) 702679-111 | Lift handle, A&E awning |
| 7) 702679-108 | Bracket, bottom mounting, A&E awning |
| 8) 702679-107 | Arm, adjustable, A&E awning |
| 9) 702679-102 | E-Z pull rod, A&E awning |
| 10) 702679-110 | Slider assembly, A&E awning |

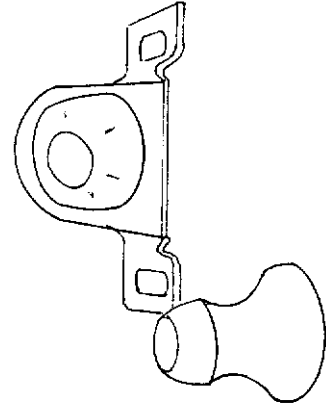
1999 350/355 XL LAND YACHT

HARDWARE

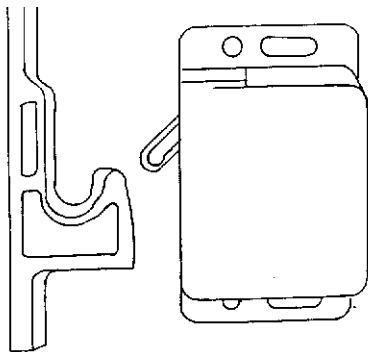
INTERIOR LATCHES/HINGES



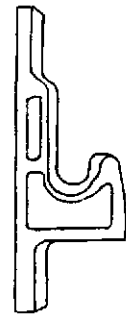
381022 Latch, swinging
bath door



381074 Bull dog
door catch



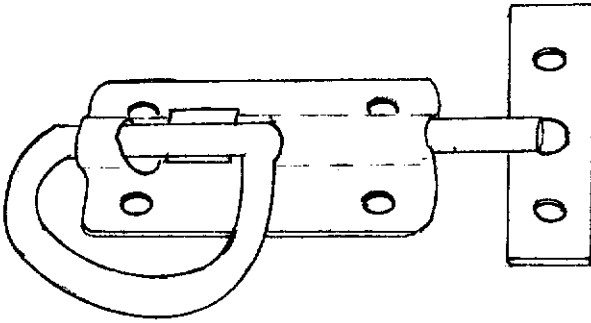
381228 Grabber door
latch w/catch, 10lb.rating
381228-01 Grabber door
latch w/catch, 3lb. Rating



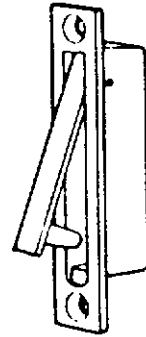
381228-100
Catch only, grabber
door latch

1999 350/355 XL LAND YACHT

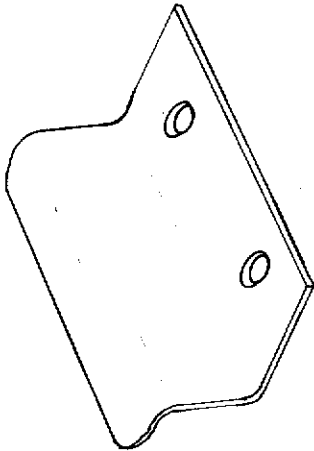
HARDWARE INTERIOR LATCHES/HINGES




381109 Slide bolt latch




381444 Hatch pull



385940 Mirror pull, brass



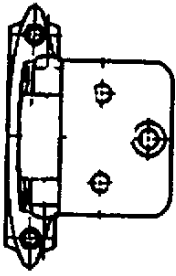
381603 Pull, three
three finger, brass



381599 Pull handle, drawer/door
Antique brass

1999 350/355 XL LAND YACHT

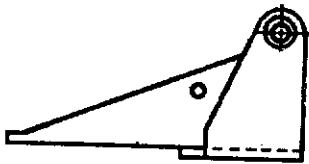
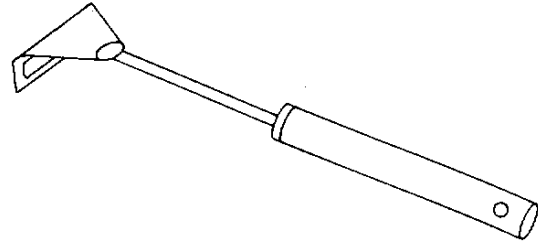
HARDWARE INTERIOR LATCHES/HINGES



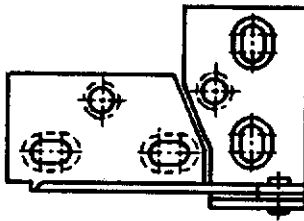
381601 Hinge, Antique
Brass



381147 Door support
spring loaded



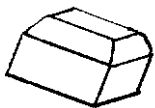
385935 Hinge, pivot, brass
for bath mirror



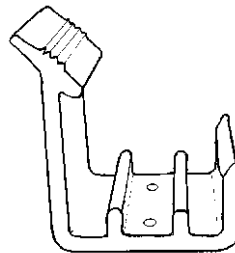
381643-01
Travel latch, rear wardrobe
sliding doors



360012-01 Bumper
rubber, brown
cylindrical

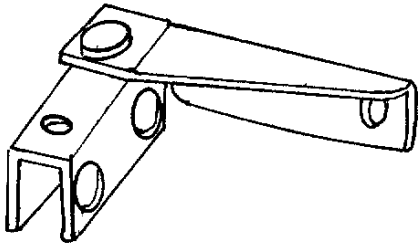


360016 Bumper, rubber
Grey, square, 3/8 x 3/8



1999 350/355 XL LAND YACHT

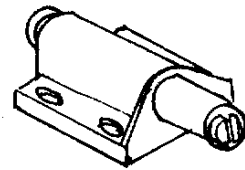
HARDWARE INTERIOR



381654
Hinge, non bore
glass door, black



381655
Strike, glass door,
black



381653
Latch, single
touch, black

- 381526-01 Drawer slide, 950RV, 14"
381526-06 Rear bracket, adjustable, drawer slide
- 381443-01 Sliding door set, includes carriers, top plate
 and track
200009 Sliding door guide
381658 Drawer guides, round-used at pocket door
- 381626-02 Towel bar, chrome and brass
380248 Soap holder, chrome
380034 Toilet paper holder, chrome
380017 Holder, tooth brush and tumbler

*381385 Dual lock #400

*381386 Dual lock #170

*These two parts work similar to Velcro but have interlocking knobs rather than hooks and loops.

1999 350/355 XL LAND YACHT

SECTION IV L through Z

LABELS and TAGS IV-1

OPTIONS IV-3

PLUMBING

LPG IV-5

Utility compartment..... IV-6

Fresh water..... IV-7

Faucets IV-10

Drain water..... IV-14

Toilet IV-19

SAFETY EQUIPMENT IV-20

SEALS/SEALER/PAINT

Gaskets IV-21

Sealer IV-23

Adhesive IV-24

Paint IV-24

UPHOLSTERY/FOAM/MATTRESS..... IV-25

VENTS/FANS IV-27

WOOD/INTERIOR TRIM IV-28

1999 350/355 XL LAND YACHT

LABELS AND TAGS

385103	Plate, RVIA
385531	FMVSS certification label
385815	Name plate, motorhome hitch rating
385095	Tag registry#11999
385465	Label, exit warning (English)
385463	Label, warning label/cooking appliance
385464	Label, LP gas warning label (odor)
385788	Warning label, pilot light/refuel
385101	Tag, auxiliary tank dump valve handle
385099	Tag, black tank dump valve handle
385063	Label, drain cap
385062	Decal, 110-125 voltage AC
385309	Decal, fuel fill
385547	LP gas warning/fill label
385141	Tag, seat, clear w/black letters
385518	Label, dimension and clearance
385193	Label, 12Volt distribution inside
385560	Air conditioner rating label
385561	Generator rating label
385565	Label, holding tank flushing
385805-01	A/C priority switch label-front
385805-02	A/C priority switch label-rear
385812	Label, Calif. hazardous substance
385609	Label, smoke detector
385612	Label, parking brake warning
385620	Label, unleaded fuel only
385829	Decal, fuse and relay
385828	Decal, fuse panel warning
385851	Label, cellular phone

(continued)

1999 350/355 XL LAND YACHT

LABELS AND TAGS

385933	Label, name set relay
385941	Label, waste water holding
385942	Label, sewage holding tank
385943	Label, "cap must be in place"
385947	Label, 10 amp fuse maximum
385098	Label, seat occupancy
386012	Label, warning, water heater
385608	Label, sewer hose
385829	Decal, fuse and relay
385828	Decal, fuse panel
385931	Decal sheet, utility compartment
385989	Decal, mirror heat
385946	Label, warning, slide out operation
386014	Decal set, battery/aux start solenoid
386015	Decal set, 12v.circuit breaker
386016	Decal set, converter breaker

1999 350/355 XL LAND YACHT

OPTIONS

690413	VCR, Sony
511385	Mobile theater sound system-Sony
511383-01	Radio w/cassette/changer XR-C6100
511383-02	Remote control, Sony, wireless
511191	CD changer-10 Sony
511385-10	Speaker, flush mount, DHS
511385-11	Grill, flush mount, DHS speaker, white
511439	Inverter 400w, operates front TV from 12volt
511441	Power cord, for 400 watt inverter, 3'
203153-01	Skylight, 22 x 22 clear
203152-03	Skylight trim out 22 x 22 x 4
702804-02	Shade, pleated, 20.25 x 21.00
381564	Vent w/wall thermostat, Fantastic #2000TRS
690396-01	Range, 3 burner w/oven, Maytag
690373-02	Refrigerator, 10CF, 2-way, RH, RM7732 w/ice
801225-04	Refrigerator door insert, 54.88 x 16.44
801225-05	Refrigerator door insert, 54.88 x 10.06
511005	Generator, Onan, Marquis, 7000
702679-49	Awning, window, 4', Teal Tweed
702679-51	Awning, window, 4', Taupe
702679-50	Awning, window, 4', Saffire Blue
702679-12	Hardware, awning, window
963421-01	Table assembly, free standing, Oak NOMAR
963421-02	Table assembly, free standing, Oak laminate
964502	Chair, dinette, folding, oak
801247	Table, stationary, Oak NOMAR

1999 350/355 XL LAND YACHT

OPTIONS

511162-01	Keyless entry w/remote
511162-02	Transmitter, 4 channel
511352	Module, locking, centralized
511149-04	Power cord, 50 amp 36'
510562-03	Switch-transfer, automatic, 50 amp
511149-02	Power inlet w/strain relief, 50 amp
702897-02	Passenger cab seat, power
702901-01	Swivel chair, leather, Villa
702625-01	Recliner, leather, Villa
702818	Shade-kool screen, black, cab area
702903-06	Tile, 12 x 12"
702903-07	Grout, ivory#39
702903-05	Schluter strip
690386	Toilet, Thetford China
511376	Fan, defrost, oscillating

1999 350/355 XL LAND YACHT

PLUMBING

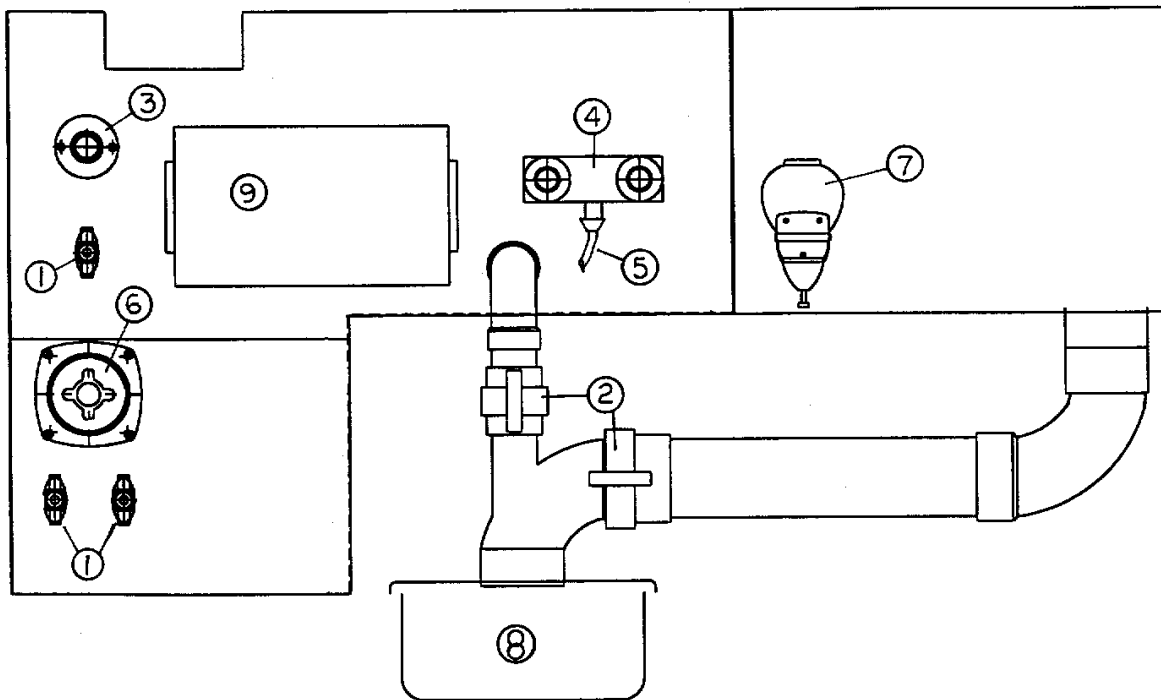
LPG

601500	LP tank, 105# w/sender
511229	Sending unit, 90 ohm, Snap-on
601674	Regulator, LP gas, 2 stage
201135	Access cover, LP regulator
601673-02	LP hose, low pressure, 3/8 x 48"
601673-01	LP hose, low pressure, 3/8 x 48"
601279	LP hose, low pressure, 18in.
601412-08	Connector, 1/2 pipe to 3/8 flare
601412-12	Connector, 1/2 pipe to 5/8 flare
600003	Tee, 5/8 x 3/8 x 3/8 brass, flare
600004	Tubing, copper, 5/8in.
600008	Tubing, copper, 3/8in.
600436	Flare nuts, forged, 5/8in.
600435	Flare nuts, forged, 3/8in.

1999 350/355 XL LAND YACHT

PLUMBING

FRESH WATER-UTILITY COMPARTMENT



- | | |
|---------------------|---------------------------------|
| 1) 601698-07 | Shut-off, 1/2 barb x 1/2 barb |
| *2) Dump valve rods | |
| *3) 601197-01 | Water hook up, black tank flush |
| 4) 601592-03 | Shower valve |
| 5) 601592-02 | Shower hose, white, 59in. |
| 6) 601392 | City water hook-up w/regulator |
| 7) 381651 | Dispenser, liquid soap |
| 8) 203201 | Pan, sewer hose storage |
| 9) 203035 | Holder, paper towel |

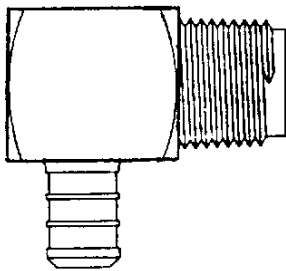
*See drainage for more detail

1999 350/355 XL LAND YACHT

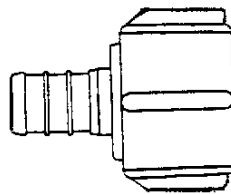
PLUMBING FRESH WATER

601724-01	Tank, fresh water
601238	Adaptor 1.25MPT X 1.25 Barb
601239	Hose, 1.375I.D., water tank fill
601709	Check valve, w/rubber flap(over flow)
600139	Check valve, brass
601061-01	Water pump, Shurflo
601668	Filter, pre water pump
601392	City water hook-up w/regulator
601733	Hose, 36" vinyl riser(used on galley slide out)

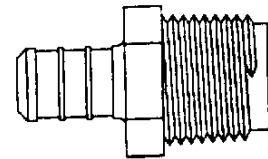
FITTINGS



601698-04
Elbow, 1/2 barb
x 1/2 MPT



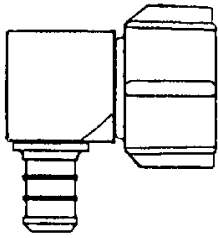
601698-03
Coupler, 1/2 barb
x 1/2 FPT



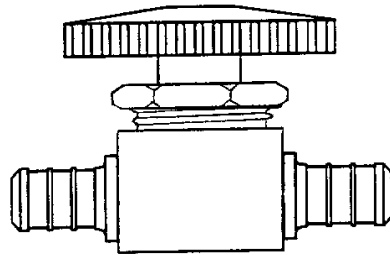
601698-02
Coupler, 1/2 barb
x 1/2 MPT

1999 350/355 XL LAND YACHT

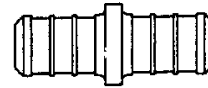
PLUMBING FRESH WATER-FITTINGS



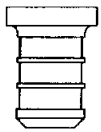
601698-05
Elbow 1/2 barb x
1/2 FPT



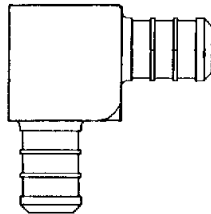
601698-07
Shut-off, 1/2 barb x
1/2 barb



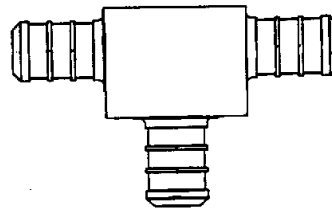
601698-08
Coupler
1/2 x 1/2 barb



601698-09
Plug, 1/2 barb
1/2 barb 1/2 barb



601698-10
Elbow 1/2 barb x



601698-11
Tee, 1/2 x 1/2 x



601698-15
Crimp ring, 1/2
E-Pex, 1/2 (black)



601698-01
E-Pex tube, 1/2"

(continued)

1999 350/355 XL LAND YACHT

PLUMBING

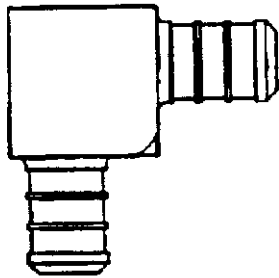
FRESH WATER-FITTINGS




601698-16
Crimp ring, $\frac{3}{4}$ "
E-Pex, black



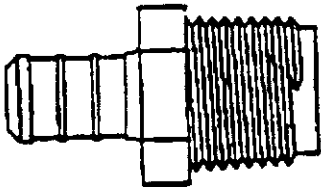
601698-12
E-Pex tube, $\frac{3}{4}$ "



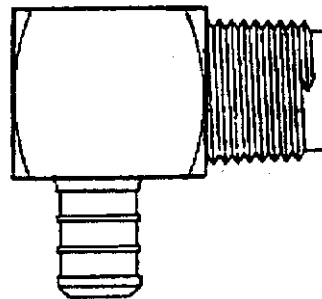
601698-13
Elbow, $\frac{3}{4}$ x $\frac{3}{4}$ barb



601698-18
Tee, $\frac{3}{4}$ " x $\frac{1}{2}$ " x $\frac{3}{4}$ " barb



601698-19 Coupler
 $\frac{3}{4}$ barb x $\frac{3}{4}$ MPT

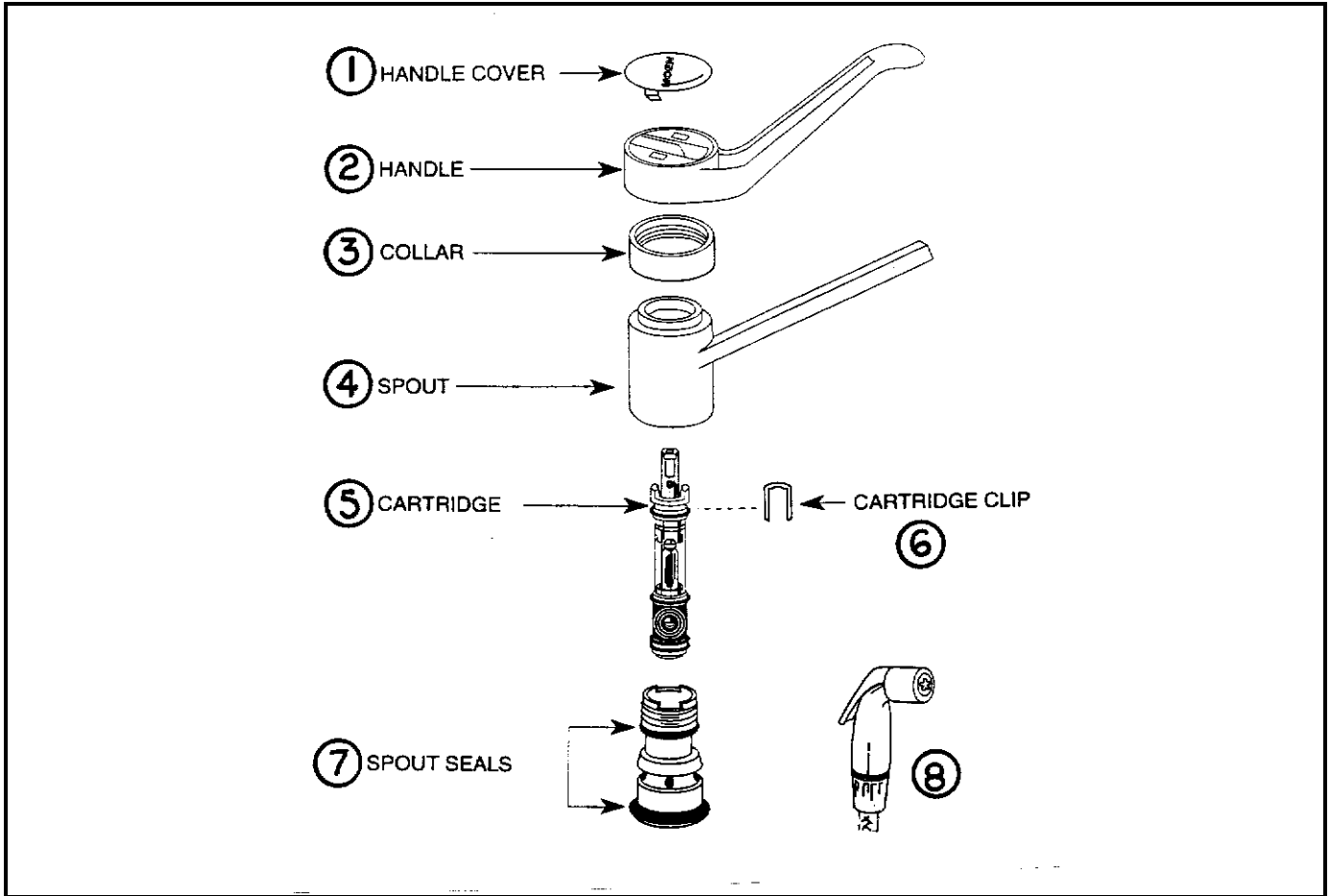


601709 Elbow
 $\frac{3}{4}$ barb x $\frac{3}{4}$ MPT

1999 350/355 XL LAND YACHT

PLUMBING

FRESH WATER-FAUCETS

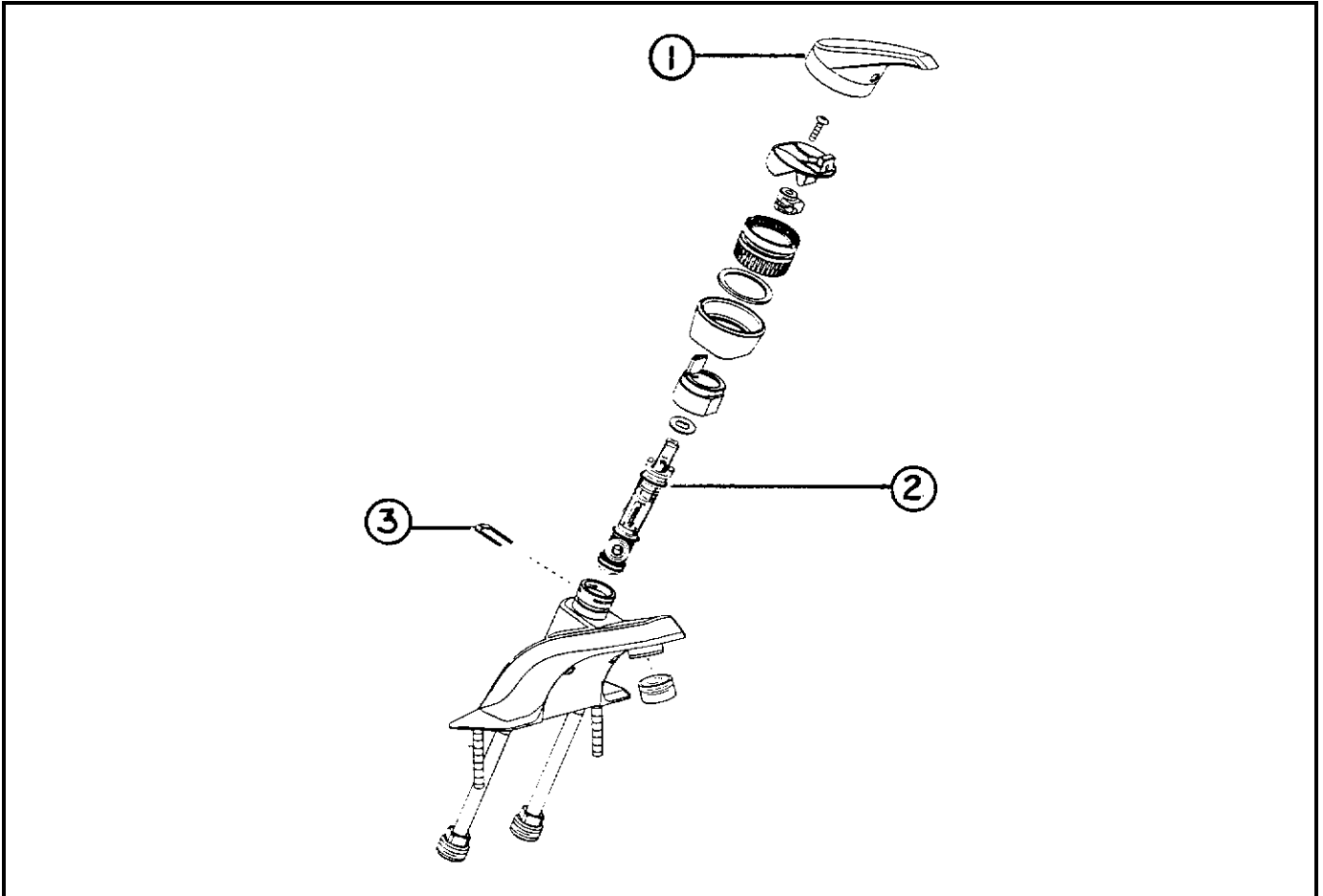


601705 FAUCET, GALLEY, MOEN #7215S

- | | |
|---------------|--------------------------------|
| 1) 601705-972 | Handle cover, sand |
| 2) 601705-444 | Handle, sand |
| 3) 601705-694 | Collar, sand |
| 4) 601705-915 | Spout, sand |
| 5) 601579-106 | Cartridge, Moen |
| 6) 601579-105 | Clip, cartridge retainer |
| 7) 601705-117 | Spout seals, Moen 7215S |
| 8) 601705-873 | Spray head/hose assembly, sand |

1999 350/355 XL LAND YACHT

PLUMBING FRESH WATER-FAUCETS

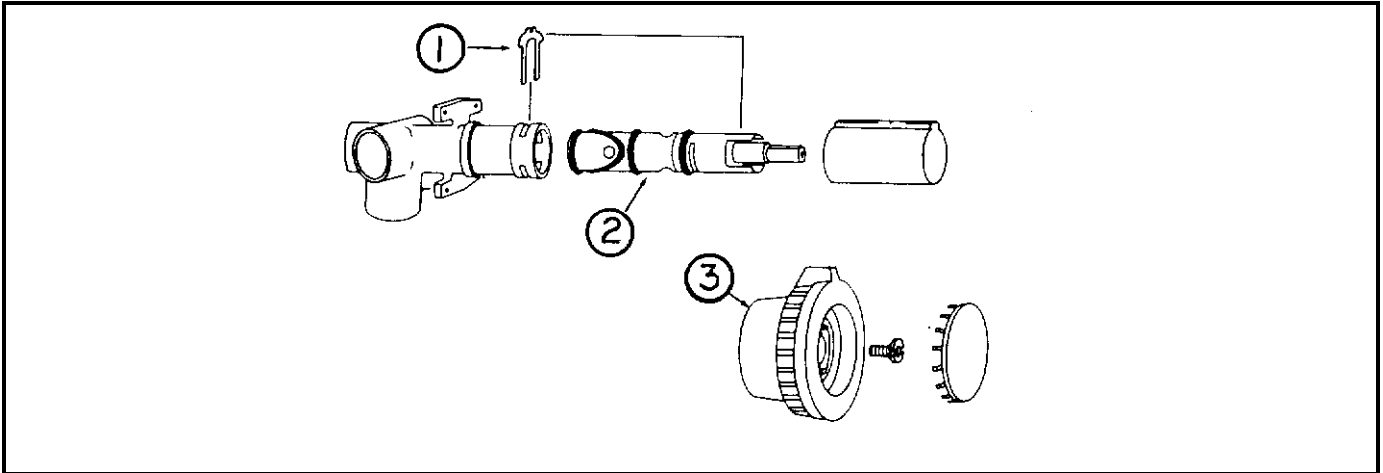


690390-02 Faucet, lavatory, Moen, brass/chrome

- 1) 690390-100 Lever handle
- 2) 601579-105 Cartridge
- 3) 601579-104 Retainer clip

1999 350/355 XL LAND YACHT

PLUMBING FRESH WATER-FAUCETS



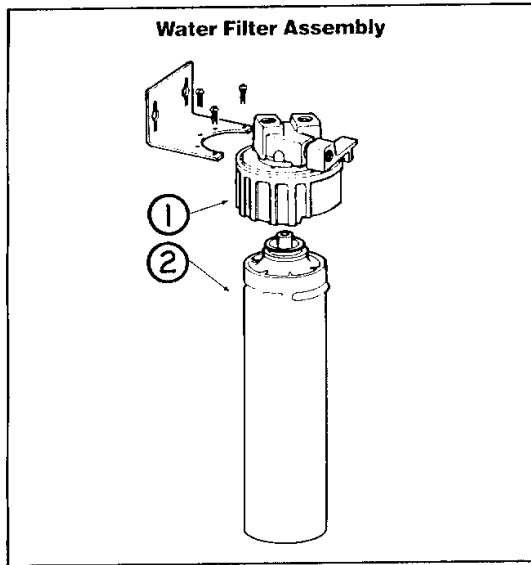
601420-02Faucet, shower

- | | |
|---------------|---------------|
| 1) 000883 | Retainer clip |
| 2) 601420-100 | Cartridge |
| 3) 001041 | Handle |

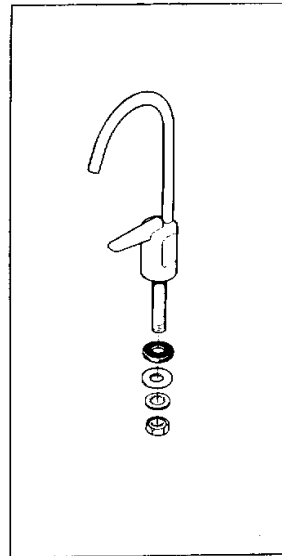
- | | |
|------------|------------------------|
| 601358-100 | Shower head , chrome |
| 600330 | Shower hose, chrome |
| 600332 | Vacuum breaker, chrome |

1999 350/355 XL LAND YACHT

PLUMBING FRESH WATER-FAUCETS



- 1) 005273 Head, water filter
- 2) 960112 Cartridge, filter



- 601401 Faucet, water

1999 350/355 XL LAND YACHT

PLUMBING DRAIN SYSTEM

601726-01	Holding tank, gray
601725-01	Holding tank, black
601441	Tank flush, no-fuss(vacuum breaker and check valve)
601441-01	Nozzle, tank mounted, no-fuss flush
601197-01	Water hook-up, chrome, black tank flush
601607-08	Sewer hose, 20', w/hose adaptor
203201	Pan, sewer hose storage

FITTINGS-BELOW FLOOR

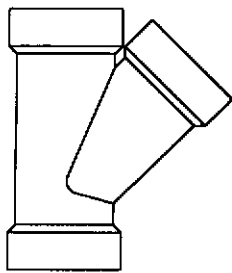
601470	Dump valves, Valterra (includes both valves and drop out)
195329-229	Reducer adapter, 3" to 1.5"
600820	3" Single socket, 90 degree
601160-02	Pipe, ABS, 1.5"
601160-04	Pipe, ABS, 3.0"
601607-07	Bayonet cap, 3"

1999 350/355 XL LAND YACHT

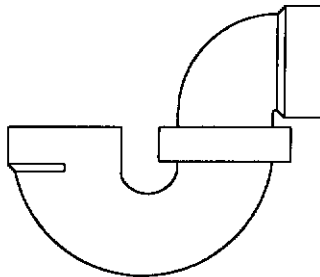
PLUMBING DRAIN SYSTEM-ABOVE FLOOR

- 601266 Closet flange, 3" x 4", slip fit, tank to toilet adp.
- 203180-01 Shower stall
601727 Drain, shower, 2"w/grid
- 200406-06 Lavy bowl, oval-includes tail, basket and stopper
- 601633-06 Sink, galley, porcelain, Almond
600968 Basket strainer
- 601700 Hose, drain, Kaf-Flex 1.5, galley slide out

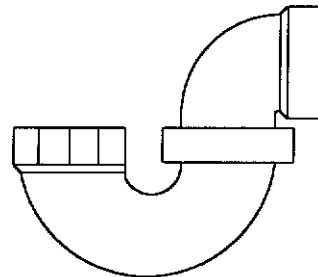
FITTINGS, 1.5' PLASTIC



**WYE
#2301
600094**



**P-TRAP
1.5" W/O SLIP NUT
600144**




**P-TRAP
1.5" WITH SLIP NUT
600622**

(continued)

1999 350/355 XL LAND YACHT

PLUMBING FITTINGS, 1.5" PLASTIC



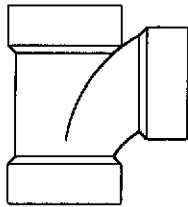
VENT 1.5"
600538



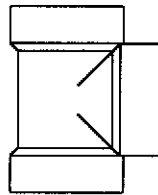
PLUG 1.5"
600155



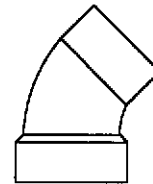
CAP 1.5"
601677



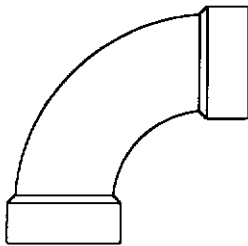
TEE-SANITARY
1.5"
600156



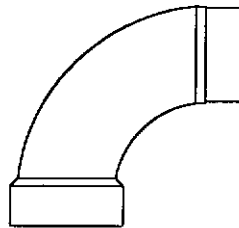
TEE-BI DIRECTIONAL
CLEAN-OUT 1.5"
601318



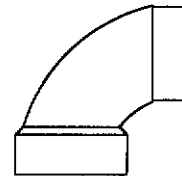
ELBOW 45D
LONG ST
600027



ELBOW 90D
LONG TURN
600035



ELBOW 90D
LONG ST
600431




ELBOW 90D
SHORT ST
600662



REDUCER 1.5" TO 1.25"
601263



ADAPTER
601676



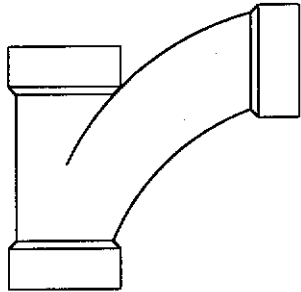
ADAPTER
W/FEMALE THREADS
600308

(continued)

1999 350/355 XL LAND YACHT

PLUMBING

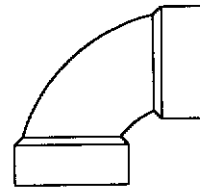
FITTINGS, 1.5" PLASTIC



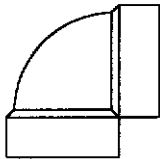
**WYE 1.5"
1/8" BEND
600182**



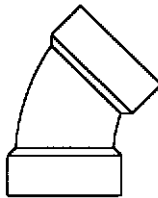
**COUPLING
1.5"
600227**



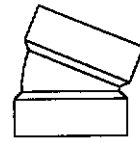
**ELBOW 90D
SHORT SWEEP
601636**



**ELBOW VENT
90D
600033**



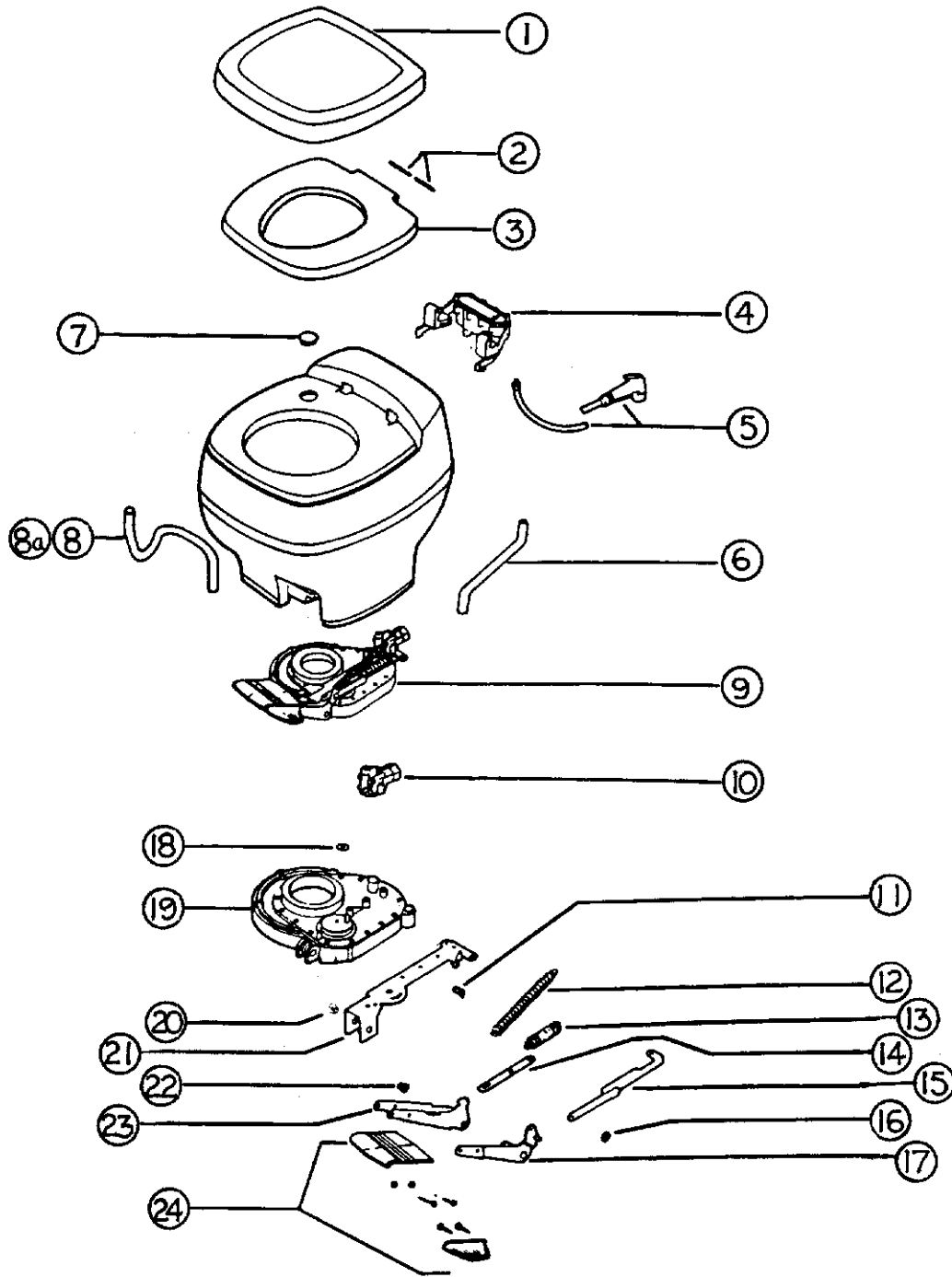
**ELBOW 45D
LONG TURN
600030**



**ELBOW 22.5D
SHORT TURN
600116**

1999 350/355 XL LAND YACHT PLUMBING

THETFORD, AQUA MAGIC GALAXY , FOOT FLUSH, PARCHMENT



1999 350/355 XL LAND YACHT

PLUMBING

THETFORD, AQUA MAGIC GALAXY, PARCHMENT

690327-02	Toilet complete, Aqua Magic Galaxy, high
1) 020925	Padded seat cover, parchment
2) 012986	Hinge pin
3) 1626457	Seat, parchment
4) 008217	Vacuum breaker w/water saver, parchment
5) 008993	Water saver package
6) 003728	Water supply tube
7) 003895	Hole plug, parchment
8) 003729	Trap tube, 20", low style
8a) 003727	Trap tube, 27", high style
9) 024203	Mechanism, parchment
10) 009868	Ball valve replacement package
11) 002391	Drive arm assembly
12) 002802	Spring, ball valve return
13) 002801	Spring
14) 008986	Push link
15) 002796	Drive arm
16) 002394	Ring, retainer
17) 009421	Pedal arm assembly
18) 008034	Retainer ring, 1/4"
19) 020929	Base and cover assembly
20) 003749	Bushing, mechanism
21) 012593	Lever plate
22) 003749	Bushing, mechanism
23) 019266	Pedal arm
24) 020930	Double pedal package

1999 350/355 XL LAND YACHT

SAFETY EQUIPMENT

510781	Detector, smoke #1056 w/silencer
511343	Detector, carbon monoxide-9 volt
511309	Detector, LPG
510734	Alarm, back-up
381069	Seat belt kit, cocktail chair
453676	Bracket, dinette seat belt, LH-double
453677	Bracket, dinette seat belt, RH-single
690381-01	Fire extinguisher 10 B:CUL
690381-02	Fire extinguisher 10 B:CULC(Canadian)
380188	Emergency warning triangle, set of 3 ea.

1999 350/355 XL LAND YACHT

SEALER, GASKETS, PAINT, ADHESIVES

GASKETS



381663
Gasket, lower
comp. Door



365013-01
Gasket, screen door



365045
Seal, main
door



381665
Gasket, seal
window to body



201260
Insert, windshield
gasket



381640
Windshield gasket
complete

1999 350/355 XL LAND YACHT

SEALS

Sealer, gaskets, paint, adhesives

GASKETS-SE-GI WINDOWS



1) 371366-103



2) 371366-102



3) 371366-104



4) 371366-105

- | | |
|---------------|--------------------------------|
| 1) 371366-103 | Track, window screen, Se-Gi |
| 2) 371366-102 | Track, sliding pane, Se-Gi |
| 3) 371366-104 | Wiper seal, vertical, Se-Gi |
| 4) 371366-105 | Screw cover, clamp ring, Se-Gi |

1999 350/355 XL LAND YACHT

SEALER, GASKETS, PAINT, ADHESIVES

SEALER

360209-02	Sealer, black, windshield
360052	Vulkem sealer, black,
360180	Sika flex #221
360268-01	Liqua Seal, roof, white
360281	Sealant, thermoplastic rubber(clear)
360216	Caulk, latex, brown
365001	Tape, double coated foam
360074	Sealant, GE RTV, white
360001	Butyl sealant
360002	Vulkem sealant, gray
360176	Sealant, almond, bathroom
360210	Sealant, paralastic #4334-04 (refrigerator compartment sealer)
360283	Silicone sealer, Corian bone
360190	Sealant, white
360286	Sealant, gray

1999 350/355 XL LAND YACHT SEALER, GASKETS, PAINT, ADHESIVES

ADHESIVES

702791	Border adhesive
800639-02	Adhesive, oak plank flooring
360270	Adhesive spray, Sta-put, ceiling panels (reference only, not available for shipment)
360261	Glue, urethane

PAINT

Each vehicle has been provided with a sheet listing the paint color codes on that particular motorhome. Also, each motorhome is shipped with touch-up paint for each color.

A back up color chart for each motorhome is kept in Airstream's files. If calling Airstream for this information ask for "Sales" and have the serial number available for them.

360208	Stain, gal, medium oak
365244	Lacquer, clear, used on wood

MISCELLANEOUS

360179	Undercoat, Pennzoil II
6000329	Tape, silver, 2" wide
200518	Spline, gray, screen insert
380079	Screen, gray

1999 350/355 XL LAND YACHT

UPHOLSTERY/FOAM/MATTRESS

702675	Mattress, 60 x 80" w/45degree corner, slide out
702674	Mattress, 60 x 75" w/45 degree corner
701611	Pillow 21 x 31"
*702676-318	Bedsread , J model, Blue Bayou
964285	Head board, 60"wide
702926-04	Pillow kit, South Beach
702896-04	Pillow kit, Blue Bayou
702932-04	Pillow kit Vintage Leaf
*702796-318	Swivel chair, Blue Bayou
*702800-318	Sofa, jackknife, 68",slide out, Blue Bayou
702897-01	Seat, driver, power w/belts
702898-01	Seat, passenger, non power, w/belts

*Changing the dash number changes the upholstery color
-318=Blue Bayou-399 = Roman Sands
-248=Vintage Leaf-258 = South Beach

1999 350/355 XL LAND YACHT

UPHOLSTERY/FOAM/MATTRESS

964537	Upholstered back, aft dinette
702464-17	Foam, dinette, upper back, RH, 32.25"
702464-06	Foam, dinette, lower back, 32.25"
964707	Upholstered back, forward dinette
702464-20	Foam, dinette, upper back, LH, 38.25"
702464-07	Foam, dinette, lower back, 38.25"
998070	Cover, seat, side dinette
702464-08	Foam, dinette, aft seat, 32.25"
702464-11	Foam, dinette, forward seat, 38.25"
998071	Cover, back, side dinette

1999 350/355 XL LAND YACHT

VENTS/FANS

381207-02	Vent w/screen, refrigerator, roof
511152-01	Vent cover, exterior, range exhaust
381541-06	Roof vent w/power lift
381541-02	Switch, roof vent
690266-01	Ventilator, round, bath
381153-01	Vent, Jensen #757
381450	Vent, roof, Fantastic#6000RBT
511376	Fan, defrost, oscillating
381631-01	Skylight, plastic, neo-angle 22" x 22"
203154-01	Inner dome, neo-angle, 22" x 22"

1999 350/355 XL LAND YACHT

WOOD/INTERIOR TRIM

801176-03	Paneling, interior wall, 1/8"x 4'x7', Solitude
203159-01	Trim, divider bar, interior panels, Solitude
801176-02	Paneling, 1/8"x4'x8', G1S, solitude/raw
801176-04	Paneling, 1/8"x4'x8', G1S, solitude/raw
801233-01	Paneling 1/4"x4'x8', G1S, solitude/raw
801185-01	Paneling 1/2"x4'x8', G1S, solitude/raw
801177-01	Paneling 1/2"x4'x8', G2S, solitude/solitude
801191	Paneling 1/8'x4'x8', G1S, oak/raw
801181	Paneling 5/32"x4'x8', G1S, oak/raw
801182	Paneling 5/32"x4'x8', G2S, oak/oak
801179	Paneling, 1/2"x4'x8', G1S, oak/raw
801180	Paneling 1/2"x4'x8', G2S, oak/oak
801183-01	Paneling 1/2"x4'x8', G2S, horiz. oak/solitude
800507-01	Paneling, luan, 1/8"x4'x8'
800507-02	Paneling, luan, 1/4"x4'x8'
800507-03	Paneling, luan, 3/8"x4'x8'
801229	Laminate, oak, 4'x8'
801230	Pre-laminated panel, Oak, 4'x8'
801212-01	Pre-laminated panel, beige, 4'x8'
800397-01	Cedar, planked, 5/32"x4'x8'
201728-01	Extrusion, ceiling trim retainer
201728-04	Extrusion, ceiling trim
800631	Handrail, oak, 23"
963990	Magazine rack

1999 350/355 XL LAND YACHT

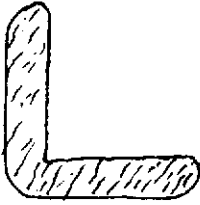
WOOD/INTERIOR



1) 801206-01



2) 964152-01



3) 801175-03



4) 800571-01



5) 800617-01



6) 801172-01
6a) 801172-03



7) 801173-03




8) 801173-04

- | | |
|---------------|--|
| 1) 801206-01 | Molding, floor, oak, 43" |
| 2) 964152-01 | Molding, chair rail, oak |
| 3) 801175-03 | Molding, corner, Solitude, 2452-x |
| 4) 800571-01 | Molding, oak, flat 1/4" x 33/64" x 80" |
| 5) 800617-01 | Molding, wainscoat, oak |
| 6) 801172-01 | Molding, flexible corner, oak |
| 6a) 801172-03 | Molding, flexible corner, Solitude |
| 7) 801173-03 | Molding, flat radius, .88" oak |
| 8) 801173-04 | Molding, flat radius, 1.13" oak |

(trim continued)

1999 350/355 XL LAND YACHT

WOOD/INTERIOR TRIM



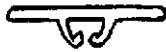
1) 800573-01



2) 800572-01



3) 201728-04



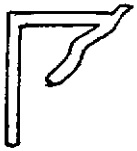
4) 201728-01



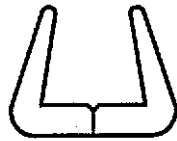
5) 203159-01



6) 201666



7) 201790-01



8) 203138-01
8a) 203138-02

1) 800573-01

Molding, door edge 1 3/32x80"

2) 800572-01

Molding, panel edge, oak 23/32x80"

3) 201728-04

Extrusion, ceiling trim

4) 201728-01

Extrusion, ceiling trim retainer

5) 203159-01

Trim, divider bar, interior panels, Solitude

6) 201666

Molding, J 3/16, plastic

7) 201790-01

Molding, cove, white, ceiling to wall

8) 203138-01

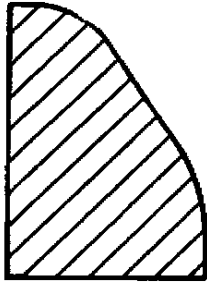
Extrusion, wall, plastic, white(panel edging)

8a) 203138-02

Extrusion, wall, plastic, brown(panel edging)

1999 350/355 XL LAND YACHT

WOOD/INTERIOR TRIM



1) 800576-01



2) 801189



3) 964651

- 1) 800576-01 Molding, bath door stop, oak
- 2) 801189 Trim, bath door jamb, oak
- 3) 964651 Stile, bath hall

SLIDE OUT ROOM INTERIOR TRIM

- 964267 Molding, decorative oak, slide out trim, 84"
- 964267-01 Molding, decorative oak, slide out trim, 120"
- 964717 Facia, decorative oak, corner block, slide out

1999 350/355 XL LAND YACHT

NOTES

